

PULL HERE TO OPEN ►

RESTRICTED USE PESTICIDE
DUE TO ACUTE INHALATION TOXICITY.
FOR SALE TO AND USE ONLY BY CERTIFIED APPLICATORS OR PERSONS UNDER THEIR DIRECT SUPERVISION AND ONLY FOR THOSE USES COVERED BY THE CERTIFIED APPLICATOR'S CERTIFICATION.

GROUP 6 INSECTICIDE



Avicta[®] 500 FS



Nematicide

A Seed Treatment Product to Protect Cotton and Soybean Seedlings from Early-Season Nematode Damage

For use only in Syngenta-certified seed treatment facilities and only in seed treatment equipment with closed transfer and application systems. Not for use in hopper box, planter box, slurry box, or other farmer-applied applications.

<i>Active Ingredient:</i>	
Abamectin (CAS No. 71751-41-2)	46.3%*
<i>Other Ingredients:</i>	53.7%
<i>Total:</i>	100.0%

* Avicta 500 FS is a flowable concentrate containing 4.17 lb abamectin per gal.

EPA Reg. No. 100-1204
EPA Est. 39578-TX-1
SCP 1204A-L5B 0317
4080931

KEEP OUT OF REACH OF CHILDREN.



DANGER / POISON
PELIGRO / TOXICO

Si usted no entiende la etiqueta, busque a alguien para que se la explique a usted en detalle. (If you do not understand the label, find someone to explain it to you in detail.)

See additional precautionary statements and directions for use in booklet.

15 gallons Net Contents



FIRST AID	
If inhaled	<ul style="list-style-type: none"> • Move person to fresh air. • If person is not breathing, call 911 or an ambulance, then give artificial respiration, preferably mouth-to-mouth if possible. • Call a poison control center or doctor for further treatment advice.
If swallowed	<ul style="list-style-type: none"> • Call a poison control center or doctor immediately for treatment advice. • Have person sip a glass of water if able to swallow. • Do not induce vomiting unless told to do so by the poison control center or doctor. • Do not give anything by mouth to an unconscious person.
If in eyes	<ul style="list-style-type: none"> • Hold eye open and rinse slowly and gently with water for 15-20 minutes. Remove contact lenses, if present, after the first 5 minutes, then continue rinsing eye. • Call a poison control center or doctor for treatment advice.
If on skin or clothing	<ul style="list-style-type: none"> • Take off contaminated clothing. • Rinse skin immediately with plenty of water for 15-20 minutes. • Call a poison control center or doctor for treatment advice.
NOTE TO PHYSICIAN	
<p>Early signs of intoxication include dilation of pupils, muscular incoordination, and muscular tremors. Toxicity following accidental ingestion of this product can be minimized by early administration of chemical adsorbents (e.g., activated charcoal).</p> <p>If toxicity from exposure has progressed to cause severe vomiting, the extent of resultant fluid and electrolyte imbalance should be gauged. Appropriate supportive parenteral fluid replacement therapy should be given, along with other required supportive measures (such as maintenance of blood pressure levels and proper respiratory functionality) as indicated by clinical signs, symptoms, and measurements.</p> <p>In severe cases, observations should continue for at least several days until clinical condition is stable and normal. Since abamectin is believed to enhance GABA activity in animals, it is probably wise to avoid drugs that enhance GABA activity (barbiturates, benzodiazepines, valproic acid) in patients with potentially toxic abamectin exposure.</p>	
<p>Have the product container or label with you when calling a poison control center or doctor, or going for treatment.</p>	
HOT LINE NUMBER	
<p>For 24-Hour Medical Emergency Assistance (Human or Animal) Or Chemical Emergency Assistance (Spill, Leak, Fire or Accident) Call 1-800-888-8372</p>	

PRECAUTIONARY STATEMENTS

Hazards to Humans and Domestic Animals



DANGER / POISON
PELIGRO / TOXICO

Fatal if inhaled. Do not breathe vapors. May be fatal if swallowed. Harmful if absorbed through skin. Causes moderate eye irritation. Avoid contact with skin, eyes, or clothing. Wash thoroughly with soap and water after handling and before eating, drinking, chewing gum, using tobacco, or using the toilet. Remove and wash contaminated clothing before reuse.

This product must be used only in seed treatment equipment with closed transfer application systems.

The following personal protective equipment and clothing are required when using this product:

Personal Protective Equipment (PPE)

Seed Treatment Workers

Workers involved with treating the seed (e.g. connecting and disconnecting hoses and transfer pumps, mixing, equipment calibration, etc.) must wear:

- Chemical-resistant gloves made of: barrier laminate, butyl rubber \geq 14 mils, nitrile rubber \geq 14 mils, neoprene rubber \geq 14 mils, polyvinyl chloride (PVC) \geq 14 mils, or Viton® \geq 14 mils
- Protective eyewear
- Coveralls worn over long-sleeved shirt and long pants
- Chemical-resistant apron
- Shoes and socks
- NIOSH-approved respirator with any N, R, P filter with NIOSH approval number prefix TC-84A; or a NIOSH approved power air purifying respirator with HE filter with NIOSH approval number prefix TC-21C

Workers involved in packaging - baggers, bag sewers, bag stackers or workers involved in filling, closing, and handling seed containers must wear:

- Chemical-resistant gloves made of: barrier laminate, butyl rubber \geq 14 mils, nitrile rubber \geq 14 mils, neoprene rubber \geq 14 mils, polyvinyl chloride (PVC) \geq 14 mils, or Viton \geq 14 mils
- Protective eyewear
- Coveralls worn over long-sleeved shirt and long pants
- Shoes and socks
- NIOSH-approved respirator with any N, R, or P filter with NIOSH approval number prefix TC-84A; or a NIOSH approved power air purifying respirator with HE filter with NIOSH approval number prefix TC-21C

Workers involved with the clean-up and maintenance of seed treatment equipment must wear:

- Chemical-resistant gloves (minimum length 12 inches) made of: barrier laminate, butyl rubber ≥ 14 mils, nitrile rubber ≥ 14 mils, neoprene rubber ≥ 14 mils, polyvinyl chloride (PVC) ≥ 14 mils, or Viton ≥ 14 mils. Important: Tape gloves down to the sleeves of the coveralls.
- Protective eyewear
- Chemical-resistant, hooded coveralls worn over long-sleeved shirt and long pants
- Shoes and socks
- A NIOSH-approved respirator with an organic vapor (OV) cartridge with a combination N, R, or P filter with NIOSH approval number prefix TC-84A; **OR** NIOSH approved gas mask with an organic vapor canister with NIOSH approval number prefix TC-14G; **OR** a NIOSH approved powered air purifying respirator with organic vapor (OV) cartridge and combination HE filter with NIOSH approval number prefix TC-23C

Multiple Task Workers must wear:

(Multiple task workers perform multiple tasks in one day such as mixing, product application, bagging, bag sewing, and clean-up.)

- Chemical resistant gloves made of: barrier laminate, butyl rubber ≥ 14 mils, nitrile rubber ≥ 14 mils, neoprene rubber ≥ 14 mils, polyvinyl chloride (PVC) ≥ 14 mils, or Viton ≥ 14 mils. Important: When performing seed treatment equipment clean-up procedures, gloves must be at least 12 inches long and taped down to the sleeves of the coveralls
- Protective eyewear
- Long-sleeved shirt and long pants
- When performing seed treatment equipment clean-up procedures, chemical-resistant, hooded coveralls over long-sleeved shirt and long pants are required
- Shoes and socks
- NIOSH-approved respirator with any N, R, or P filter with NIOSH approval number prefix TC-84A; or a NIOSH approved power air purifying respirator with HE filter with NIOSH approval number prefix TC-21C

Environmental Hazards

This pesticide is toxic to fish and wildlife. Treated seed exposed on soil surface may be hazardous to wildlife. Cover or collect seeds spilled during loading. Do not contaminate water when disposing of equipment washwater or rinsate.

CONDITIONS OF SALE AND LIMITATION OF WARRANTY AND LIABILITY

NOTICE: Read the entire Directions for Use and Conditions of Sale and Limitation of Warranty and Liability before buying or using this product. If the terms are not acceptable, return the product at once, unopened, and the purchase price will be refunded.

The Directions for Use of this product must be followed carefully. It is impossible to eliminate all risks inherently associated with the use of this product. Crop injury, ineffectiveness or other unintended consequences may result because of such factors as manner of use or application, weather or crop conditions, presence of other materials or other influencing factors in the use of the product, which are beyond the control of SYNGENTA CROP PROTECTION, LLC or Seller. To the extent permitted by applicable law, Buyer and User agree to hold SYNGENTA and Seller harmless for any claims relating to such factors.

SYNGENTA warrants that this product conforms to the chemical description on the label and is reasonably fit for the purposes stated in the Directions for Use, subject to the inherent risks referred to above, when used in accordance with directions under normal use conditions. To the extent permitted by applicable law: (1) this warranty does not extend to the use of the product contrary to label instructions, or under conditions not reasonably foreseeable to or beyond the control of Seller or SYNGENTA, and (2) Buyer and User assume the risk of any such use. **TO THE EXTENT PERMITTED BY APPLICABLE LAW, SYNGENTA MAKES NO WARRANTIES OF MERCHANTABILITY OR OF FITNESS FOR A PARTICULAR PURPOSE NOR ANY OTHER EXPRESS OR IMPLIED WARRANTY EXCEPT AS WARRANTED BY THIS LABEL.**

To the extent permitted by applicable law, in no event shall SYNGENTA be liable for any incidental, consequential or special damages resulting from the use or handling of this product. **TO THE EXTENT PERMITTED BY APPLICABLE LAW, THE EXCLUSIVE REMEDY OF THE USER OR BUYER, AND THE EXCLUSIVE LIABILITY OF SYNGENTA AND SELLER FOR ANY AND ALL CLAIMS, LOSSES, INJURIES OR DAMAGES (INCLUDING CLAIMS BASED ON BREACH OF WARRANTY, CONTRACT, NEGLIGENCE, TORT, STRICT LIABILITY OR OTHERWISE) RESULTING FROM THE USE OR HANDLING OF THIS PRODUCT, SHALL BE THE RETURN OF THE PURCHASE PRICE OF THE PRODUCT OR, AT THE ELECTION OF SYNGENTA OR SELLER, THE REPLACEMENT OF THE PRODUCT.**

SYNGENTA and Seller offer this product, and Buyer and User accept it, subject to the foregoing Conditions of Sale and Limitation of Warranty and Liability, which may not be modified except by written agreement signed by a duly authorized representative of SYNGENTA.

DIRECTIONS FOR USE

RESTRICTED USE PESTICIDE

It is a violation of Federal Law to use this product in a manner inconsistent with its labeling.

RESTRICTIONS:

Avicta 500 FS is for use only in Syngenta-certified seed treatment facilities using closed transfer and application equipment. Use in hopper box, planter box, slurry box, or other farmer-applied applications is not permitted.

- Treatment of highly mechanically scarred or damaged seed or seed known to be of low vigor and poor quality may result in reduced germination and/or reduction of seed and seedling vigor. Conduct germination tests with a representative sample of the seed lot before committing the total seed lot to a selected seed treatment. Because seed quality and seed storage conditions are beyond the control of Syngenta, no claims are made to guarantee the germination of seed or propagating material for all crops.
- Seed treated with this product must be visually identifiable from untreated seed by the use of an approved colorant or dye to prevent accidental use of treated seed as food for man or feed for animals. Refer to 21 CFR Part 2.25. Any colorant or dye added to treated seed must be cleared for use in accordance with 40 CFR Part 180.920. Refer to the section on this label **REQUIRED SEED CONTAINER STATEMENTS** for language that must appear on the label that is attached to the bag of treated seed.

PRODUCT INFORMATION

To provide cotton, and soybean seedlings early-season protection from nematode damage, apply Avicta 500 FS to the seed of these crops. To add early-season insect and disease protection, the seed treatment fungicides and insecticides specified in the **Crop Use Directions** can be mixed with Avicta 500 FS and applied to these seed.

RESISTANCE MANAGEMENT

GROUP	6	INSECTICIDE
-------	---	-------------

Avicta 500 FS contains abamectin, a Group 6 insecticide. Abamectin belongs to the avermectin class of chemistry which affects nerves and muscles.

Insect populations may contain individuals naturally resistant to Group 6 insecticides and if used repeatedly in the same fields, then resistant members may eventually dominate the population. Because resistance development cannot be predicted, use sound resistance management strategies established for the crop and use area.

Base seed treatment on an integrated pest management program that includes field sanitation, historical information related to pesticide use, careful selection of pest-tolerant crop varieties, scouting, and management practices which optimize populations of natural enemies of insect pests such as within-field refuge (untreated areas). Sound management programs also consider cultural and biological control practices.

In order to maintain susceptibility to this class of chemistry:

- Use products at their full, specified doses.
- Use appropriate, well-maintained equipment. Use specified water volumes and apply at optimal temperatures in order to obtain optimal treatment.
- When rate ranges are given, use the higher rate within the listed rate range when insect pressure is expected to be high.
- Avoid using a single active ingredient or mode of action (same insecticide group) exclusively for season long control of insect species with more than one generation per crop season.
- For insect species with successive or overlapping generations, use a treatment window approach. A treatment window is a period of time defined by the stage of crop development and the biology of the pests of concern. Within the treatment window, depending on the length of residual activity, single or consecutive applications may be made using seed, in-furrow, or foliar treatments unless otherwise excluded by product labels. Do not exceed the maximum amount of this insecticide's mode of action allowed per growing season.
- Following a treatment window of this insecticide's mode of action, rotate to a treatment window of effective products with a different mode of action before making additional applications of this insecticide.

If resistance to this product develops in your area, this product or other products with a similar mode of action may not provide adequate control. If poor performance cannot be attributed to improper application or weather conditions, a resistant strain of insect may be present. If you experience difficulty with control and resistance is a reasonable cause, immediately consult your local company representative or agricultural advisor for the best alternative method of control for the crop and use area.


Syngenta encourages responsible product stewardship to ensure effective long term control of the insect pests on this label.

For additional information on Insect Resistance Management:

- Contact Syngenta representatives at 1-800-334-9481.
- Contact your local Cooperative Extension Service specialist, pest control advisor, or certified crop advisor.
- Visit the Insecticide Resistance Action Committee (IRAC) on the web at: <http://www.irac-online.org>

REQUIRED SEED CONTAINER STATEMENTS

The Federal Seed Act requires that bags containing Avicta 500 FS-treated seeds must be labeled with the following statements:

- **“Danger -- Poison ”**
- This seed has been treated with abamectin nematicide.
- Do not use treated seed for feed, food, or oil purposes.

In addition, the U.S. Environmental Protection Agency requires the following statements on bags containing Avicta 500 FS-treated seed.

- Store away from food and feedstuffs.
- Do not allow children, pets or livestock to have access to treated seeds.
- Wear long-sleeved shirt, long pants, and chemical-resistant gloves when handling treated seed.
- Treated seed must be planted into the soil at a depth greater than 1 inch.
- Do not use at a rate that will result in more than 0.03 lb abamectin (13.6 g ai) as a cotton seed treatment application, or 0.082 lb abamectin (37.4 g ai) as a soybean seed treatment application per acre per calendar year.
- Treated seeds exposed on soil surface may be hazardous to wildlife. Cover or collect treated seeds that are spilled during loading and in areas such as row ends.
- Dispose of all excess treated seed by burying seed away from bodies of water.
- Do not contaminate bodies of water when disposing of planting equipment washwater.
- Dispose of seed packaging in accordance with local requirements.
- After the seeds have been planted, do not enter or allow worker entry into treated areas during the restricted-entry interval (REI) of 12 hours. **Exception:** Once the seeds are planted into soil or other planting media, the Worker Protection Standard allows workers to enter the treated area without restriction if there will be no worker contact with the soil/media subsurface.
- This seed has been treated with xx mg ai/seed.
- Excess treated seed may be used for ethanol production only if, 1) by-products are not used for livestock feed, and 2) no measurable pesticides remain in ethanol by products that are used in agronomic practice.
- Do not re-use bags from treated seed to handle food or feed products.

In addition, include the following statements on containers of soybean seed treated with Avicta 500 FS.

- Plant Avicta 500 FS-treated seed based upon the local planting dates and soil temperatures that are recommended by your state agricultural extension service. In areas with a history of high nematode populations, a soil fumigant is recommended.

MIXING AND APPLICATION INSTRUCTIONS

- Consult the Syngenta Seed Treatment representative or the manufacturer of the application equipment you plan to use regarding the suitability of these application, equipment calibration, and operating instructions.
- Always treat seed in a well-ventilated area. Refer to the **Precautionary Statements** section of this label for personal protective equipment requirements and other safety precautions.
- Prepare no more mixture than is needed for the immediate operation.
- Apply Avicta 500 FS and its tank mix products as a water-based slurry utilizing standard slurry seed treatment equipment that will provide uniform seed coverage. Uneven or incomplete seed coverage may not give the desired level of nematode, insect, or disease control.
- Thoroughly mix the Avicta 500 FS and any other recommended seed treatment products with the amount of water required for the slurry treater and the dilution rate. (See **Avicta 500 FS in Tank Mixtures.**)
- Allow seed to dry before bagging/filling containers and store treated seed away from feed and foodstuffs.

Avicta 500 FS Alone:

1. To dispense Avicta 500 FS into a mix tank, first attach a pump with fittings (example: Micro Matic) that match the fittings on the Avicta 500 FS container.
2. Recirculate product. Recirculation time should be calculated based upon the ability of the pump to completely recirculate the volume of the tank 5-10 times within a 30-minute time period.
3. After the initial recirculation, a short recirculation period of 5 minutes per day is recommended.
4. Attach the dispensing hose to a dry-lock type of fitting that is permanently attached to the mix tank lid.
5. Add 1/4-1/2 of the required amount of water to the mix tank.
6. With the agitator running, add the Avicta 500 FS to the tank.
7. Continue agitation while adding the remainder of the water.
8. Begin application of the solution after the Avicta 500 FS has completely dispersed into the mix water.
9. Maintain agitation until all of the mixture has been applied.

Avicta 500 FS in Tank Mixtures:

It is the pesticide user's responsibility to ensure that all products in the listed mixtures are registered for the intended use. Users must follow the most restrictive directions and precautionary language of the products in the mixture (for example, first aid from one product, spray drift management from another).

If using Avicta 500 FS in a tank mixture with other seed treatment products,

- Confirm that the tank mix product is approved for the uses that are on the Avicta 500 FS label.
- Do not mix this product with any product that prohibits such mixing.
- Compare all of the product labels and follow the most restrictive directions for use, dilution ratios, label precautions, limitations, and all applicable laws that appear on the tank mix partner's label.
- Do not exceed the maximum application rate on any of these labels.

Tank Mixing Instructions

- 1) Add 1/2 of the required water to the mix tank and turn on the agitation. Mechanical agitation is preferred.
- 2) If using wettable powders and/or products in water-soluble packaging, add water-soluble packages first to clean water and allow them to completely disperse before adding Avicta 500 FS or other products.
- 3) Allow each tank mix partner to completely disperse before adding the next product.
- 4) Add the remaining amount of water and agitate.
- 5) Maintain agitation until the entire slurry mixture has been used.

SEED APPLICATION DIRECTIONS

Avicta 500 FS on Cottonseed

To provide cotton seedlings early-season protection against nematode damage, Avicta 500 FS may be applied to the seed as specified in the following table. To add early-season insect and disease protection Avicta 500 FS may be mixed with the products specified in the following table.

Important: In order to minimize dust off and loss of active ingredient from treated seed, all cottonseed treated with Avicta 500 FS must receive an application of a dust reducing agent. Contact Syngenta for specific recommendations to ensure acceptability of the dust-reducing agent with respect to retention of the active ingredient, seed germination and viability, and compatibility with other treatments that might be applied to the seed.

Pest/Disease	Amount of Product to Apply	Instructions
Nematodes	Apply Avicta 500 FS at the rate needed to achieve: 0.10 – 0.15 mg abamectin per seed	<ul style="list-style-type: none"> • To control early-season nematodes, apply the amount of Avicta 500 FS specified in the center column. • Use the higher rates if seed will be planted in areas where heavy nematode pressure is known to occur. <p>NOTE:</p> <ul style="list-style-type: none"> • 1 fl oz of Avicta 500 FS contains 14.79 grams of abamectin • The typical density of Avicta 500 FS is 9.01 lb/gal
Disease & Insect Protection – Early-Season		To add early-season disease and insect protection, treat cottonseed with a mixture of Avicta 500 FS plus Cruiser® 5FS* and Dynasty® CST. Follow complete label directions on all products used to treat seeds.

*For use only on seed of delinted cotton

Avicta 500 FS on Soybean Seed

To provide soybean seedlings early-season protection against damage from nematodes, including Soybean Cyst nematode, apply Avicta 500 FS to soybean seed as specified in the following table.

Use Restrictions

- Do not apply more than 177 gallons of this product per 8-hour day.
- In order to minimize dust off and loss of active ingredient from treated seed, all soybean seed treated with Avicta 500 FS must receive an application of a dust reducing agent. Contact Syngenta for specific recommendations to ensure acceptability of the dust-reducing agent with respect to retention of the active ingredient, seed germination and viability, and compatibility with other treatments that might be applied to the seed.

To add early-season insect and disease protection, mix Avicta 500 FS with the specified insecticide and fungicide products that are also listed in this table.

Pest/Disease	Amount of Product to Apply	Instructions
Nematodes, including Soybean Cyst nematode	Apply Avicta 500 FS at the rate needed to achieve: 0.10 – 0.15 mg abamectin per seed	<ul style="list-style-type: none"> • To control early-season nematodes, apply the amount of Avicta 500 FS specified in the center column. • Use the higher rates if seed will be planted in areas where heavy nematode pressure is known to occur. <p>NOTE:</p> <ul style="list-style-type: none"> • 1 fl oz of Avicta 500 FS contains 14.79 grams of abamectin • The typical density of Avicta 500 FS is 9.01 lb/gal
Disease & Insect Protection – Early-Season		To add early-season disease and insect protection, treat soybean seed with a mixture of Avicta 500 FS plus ApronMaxx® brands, Apron XL®, Cruiser® 5FS, CruiserMaxx®, and/or Maxim® 4 FS. Follow complete label directions on all products used to treat seeds.

CLEANING SEED TREATMENT EQUIPMENT

Do not use compressed air hoses to remove the dust from the seed treating equipment or the area around the equipment; use a central vacuum system or a HEPA filter portable vacuum cleaner.

STORAGE AND DISPOSAL

Do not contaminate water, food, or feed by storage or disposal.

Pesticide Storage

Store in a cool, dry place.

Pesticide Disposal

Pesticide wastes are acutely hazardous. Improper disposal of excess pesticide, spray mixture or rinsate is a violation of Federal Law. If these wastes cannot be disposed of by use according to label instructions, contact your State Pesticide or Environmental Control Agency, or the Hazardous Waste Representative at the nearest EPA Regional Office for guidance.

Container Handling



Non-refillable Container. Do not reuse or refill this container.

Syngenta's authorized agent will pick up the empty container and handle its disposal. Contact Syngenta or its authorized agent to make arrangements for this service and store empty container in a secure area until pick up.

Triple rinse the container as follows: Empty the remaining contents into application equipment or mix tank. Fill the container $\frac{1}{4}$ full with water. Replace and tighten closures. Tip container on its side and roll it back and forth, ensuring at least one complete revolution, for 30 seconds. Stand the container on its end and tip it back and forth several times. Turn the container over onto its other side and tip it back and forth several times. Empty the rinsate into application equipment or mix tank or store rinsate for later disposal. Repeat this procedure two more times. Then contact Syngenta or its authorized agent for disposal.

For minor spills, leaks, etc., follow all precautions indicated on this label and clean-up immediately. Take special care to avoid contamination of equipment and facilities during clean-up procedures and disposal of wastes.

CONTAINER IS NOT SAFE FOR FOOD, FEED, OR DRINKING WATER!

Apron XL®, ApronMaxx®, Avicta®, Cruiser®,
CruiserMaxx®, Dynasty®, Maxim®, the ALLIANCE FRAME, 
the SYNGENTA Logo, and the PURPOSE ICON 
are Trademarks of a Syngenta Group Company

Viton® is a trademark of E. I. duPont de Nemours & Co., Inc.

©2017 Syngenta

For non-emergency (e.g. current product information) call
Syngenta Crop Protection at 1-800-334-9481.

Manufactured for:
Syngenta Crop Protection, LLC
P.O. Box 18300
Greensboro, North Carolina 27419-8300

**SCP 1204A-L5B 0317
4080931**

RESTRICTED USE PESTICIDE DUE TO ACUTE INHALATION TOXICITY.

FOR SALE TO AND USE ONLY BY CERTIFIED APPLICATORS OR PERSONS UNDER THEIR DIRECT SUPERVISION AND ONLY FOR THOSE USES COVERED BY THE CERTIFIED APPLICATOR'S CERTIFICATION.

GROUP 6 INSECTICIDE



Nematicide

A Seed Treatment Product to Protect Cotton and Soybean Seedlings from Early-Season Nematode Damage

For use only in Syngenta-certified seed treatment facilities and only in seed treatment equipment with closed transfer and application systems. Not for use in hopper box, planter box, slurry box, or other farmer-applied applications.

Active Ingredient:	
Abamectin (CAS No. 71751-41-2)	46.3%*
Other Ingredients:	53.7%
Total:	100.0%

* Avicta 500 FS is a flowable concentrate containing 4.17 lb abamectin per gal.

KEEP OUT OF REACH OF CHILDREN.



**DANGER / POISON
PELIGRO / TOXICO**

Si usted no entiende la etiqueta, busque a alguien para que se la explique a usted en detalle. (If you do not understand the label, find someone to explain it to you in detail.)

See additional precautionary statements and directions for use in booklet.

EPA Reg. No. 100-1204 EPA Est. 39578-TX-1

15 gallons
Net Contents

PRECAUTIONARY STATEMENTS Hazards to Humans and Domestic Animals



**DANGER / POISON
PELIGRO / TOXICO**

Fatal if inhaled. Do not breathe vapors. May be fatal if swallowed. Harmful if absorbed through skin. Causes moderate eye irritation. Avoid contact with skin, eyes, or clothing. Wash thoroughly with soap and water after handling and before eating, drinking, chewing gum, using tobacco, or using the toilet. Remove and wash contaminated clothing before reuse.

FIRST AID: If inhaled: Move person to fresh air. If person is not breathing, call 911 or an ambulance, then give artificial respiration, preferably mouth-to-mouth if possible. Call a poison control center or doctor for further treatment advice. **If swallowed:** Call a poison control center or doctor immediately for treatment advice. Have person sip a glass of water if able to swallow. Do not induce vomiting unless told to do so by the poison control center or doctor. Do not give anything by mouth to an unconscious person. **If in eyes:** Hold eye open and rinse slowly and gently with water for 15-20 minutes. Remove contact lenses, if present, after the first 5 minutes, then continue rinsing eye. Call a poison control center or doctor for treatment advice. **If on skin or clothing:** Take off contaminated clothing. Rinse skin immediately with plenty of water for 15-20 minutes. Call a poison control center or doctor for treatment advice.

NOTE TO PHYSICIAN: Early signs of intoxication include dilation of pupils, muscular incoordination, and muscular tremors. Toxicity following accidental ingestion of this product can be minimized by early administration of chemical adsorbents (e.g., activated charcoal).

If toxicity from exposure has progressed to cause severe vomiting, the extent of resultant fluid and electrolyte imbalance should be gauged. Appropriate supportive parenteral fluid replacement therapy should be given, along with other required supportive measures (such as maintenance of blood pressure levels and proper respiratory functionality) as indicated by clinical signs, symptoms, and measurements.

In severe cases, observations should continue for at least several days until clinical condition is stable and normal. Since abamectin is believed to enhance GABA activity in animals, it is probably wise to avoid drugs that enhance GABA activity (barbiturates, benzodiazepines, valproic acid) in patients with potentially toxic abamectin exposure.

Have the product container or label with you when calling a poison control center or doctor, or going for treatment.

HOT LINE NUMBER: For 24-Hour Medical Emergency Assistance (Human or Animal) Or Chemical Emergency Assistance (Spill, Leak, Fire or Accident) Call 1-800-888-8372

Environmental Hazards: This pesticide is toxic to fish and wildlife. Treated seed exposed on soil surface may be hazardous to wildlife. Cover or collect seeds spilled during loading. Do not contaminate water when disposing of equipment washwater or rinsate.

STORAGE AND DISPOSAL

Do not contaminate water, food, or feed by storage or disposal. **Pesticide Storage:** Store in a cool, dry place. **Pesticide Disposal:** Pesticide wastes are acutely hazardous. Improper disposal of excess pesticide, spray mixture or rinsate is a violation of Federal Law. If these wastes cannot be disposed of by use according to label instructions, contact your State Pesticide or Environmental Control Agency, or the Hazardous Waste Representative at the nearest EPA Regional Office for guidance. **Container Handling: Non-refillable container. Do not reuse or refill this container.** Syngenta's authorized agent will pick up the empty container and handle its disposal. Contact Syngenta or its authorized agent to make arrangements for this service and store empty container in a secure area until pick up. Triple rinse the container as follows: Empty the remaining contents into application equipment or mix tank. Fill the container 1/4 full with water. Replace and tighten closures. Tip container on its side and roll it back and forth, ensuring at least one complete revolution, for 30 seconds. Stand the container on its end and tip it back and forth several times. Turn the container over onto its other side and tip it back and forth several times. Empty the rinsate into application equipment or mix tank or store rinsate for later disposal. Repeat this procedure two more times. Then contact Syngenta or its authorized agent for disposal. For minor spills, leaks, etc., follow all precautions indicated on this label and clean-up immediately. Take special care to avoid contamination of equipment and facilities during clean-up procedures and disposal of wastes. **CONTAINER IS NOT SAFE FOR FOOD, FEED, OR DRINKING WATER!**

Avicta® and the Syngenta Logo are trademarks of a Syngenta Group Company

©2017 Syngenta

Manufactured for:
Syngenta Crop Protection, LLC
P.O. Box 18300
Greensboro, North Carolina 27419-8300

SCP 1204A-L5B 0317
4080931

syngenta®

