

# RESTRICTED USE PESTICIDE

## DUE TO TOXICITY

FOR RETAIL SALE TO AND USE ONLY BY CERTIFIED APPLICATORS OR PERSONS UNDER THEIR DIRECT SUPERVISION, AND ONLY FOR THOSE USES COVERED BY THE CERTIFIED APPLICATOR'S CERTIFICATION.



# Avicta<sup>®</sup> Complete Corn 500

syngenta<sup>®</sup>

## Nematicide/ Insecticide/ Fungicide

A Seed Treatment Product That Provides Corn Seedlings Early-Season Protection from Damage Caused by Nematodes and the Listed Insects and Diseases

For use only in Syngenta-certified seed treatment facilities and only in seed treatment equipment with closed transfer and application systems. Not for use in hopper box, planter box, slurry box, or other farmer-applied applications.

### KEEP OUT OF REACH OF CHILDREN. WARNING/AVISO

Si usted no entiende la etiqueta, busque a alguien para que se la explique a usted en detalle. (If you do not understand the label, find someone to explain it to you in detail.) See additional precautionary statements and directions for use in booklet.

#### Active Ingredients:

Thiamethoxam CAS No. 153719-23-4	23.10%
Abamectin (CAS No. 71751-41-2)	10.20%
Thiabendazole (CAS No. 148-79-8)	2.31%
Fludioxonil (CAS No. 131341-86-1)	0.30%
Mefenoxam CAS 70630-17-0, 69516-34-3)	0.23%
Azoxystrobin (CAS No. 131860-33-8)	0.12%
Other Ingredients:	63.74%
<b>Total:</b>	<b>100.00%</b>

\*1 fluid ounce of Avicta Complete Corn 500 contains 3.52 grams of abamectin, 0.04 grams of azoxystrobin, 0.10 grams of fludioxonil, 0.08 grams of mefenoxam, 0.80 grams of thiabendazole, and 7.97 grams of thiamethoxam

EPA Reg. No. 100-1399

SCP 1399A-L1 1111  
347256

TM

<b>FIRST AID</b>	
<b>If inhaled</b>	<ul style="list-style-type: none"> <li>• Move person to fresh air.</li> <li>• If person is not breathing, call 911 or an ambulance, then give artificial respiration, preferably by mouth-to-mouth, if possible.</li> <li>• Call a poison control center or doctor for further treatment advice.</li> </ul>
<b>If swallowed</b>	<ul style="list-style-type: none"> <li>• Call poison control center or doctor immediately for treatment advice.</li> <li>• Have person sip a glass of water if able to swallow.</li> <li>• Do not induce vomiting unless told to do so by the poison control center or doctor.</li> <li>• Do not give anything by mouth to an unconscious person.</li> </ul>
<b>If in eyes</b>	<ul style="list-style-type: none"> <li>• Hold eye open and rinse slowly and gently with water for 15-20 minutes.</li> <li>• Remove contact lenses, if present, after the first 5 minutes, then continue rinsing eye.</li> <li>• Call a poison control center or doctor for treatment advice.</li> </ul>
<b>If on skin or clothing</b>	<ul style="list-style-type: none"> <li>• Take off contaminated clothing.</li> <li>• Rinse skin immediately with plenty of water for 15-20 minutes.</li> <li>• Call a poison control center or doctor for treatment advice.</li> </ul>
Have the product container or label with you when calling a poison control center or doctor, or going for treatment.	
<b>HOT LINE NUMBER</b> For 24-Hour Medical Emergency Assistance (Human or Animal) Or Chemical Emergency Assistance (Spill, Leak, Fire or Accident) Call <b>1-800-888-8372</b>	

## PRECAUTIONARY STATEMENTS

### Hazards to Humans and Domestic Animals

#### WARNING/AVISO

May be fatal if inhaled or swallowed. Harmful if absorbed through skin. Causes moderate eye irritation. Do not breathe vapor. Avoid contact with skin, eyes, or clothing. Prolonged or frequently repeated skin contact may cause allergic reactions in some individuals. Wash thoroughly with soap and water after handling and before eating, drinking, chewing gum, using tobacco, or using the toilet. Remove and wash contaminated clothing before reuse.

*continued...*

## PRECAUTIONARY STATEMENTS

The following personal protective equipment and clothing are required when using this product:

### Personal Protective Equipment (PPE)

#### I. Seed Treatment Workers

##### A. Workers involved with treating the seed (e.g., connecting and disconnecting hoses and transfer pumps, mixing, equipment calibration, etc.) must wear:

- Chemical-resistant gloves made of any waterproof material – Category A (e.g., natural rubber  $\geq 14$  mils)
- Protective eyewear
- Coveralls over long-sleeved shirt and long pants
- Chemical-resistant apron
- Shoes and socks.

##### B. Workers Filling Seed Containers/Baggers and Bag Sewers must wear:

- NIOSH-approved respirator with any N, R, P, or HE filter
- Long sleeved shirt and long pants
- Shoes and socks.

##### C. Workers involved with the clean up and maintenance of seed treatment equipment must wear:

- Chemical resistant gloves made of any waterproof material – Category A (e.g., natural rubber  $\geq 14$  mils)
- Protective eyewear
- NIOSH-approved respirator with an organic vapor (OV) cartridge or canister with any N, R, P, or HE prefilter
- Chemical-resistant coveralls over long-sleeved shirt and long pants
- Shoes and socks.

#### II. Multiple Task Workers must wear:

(Multiple task workers perform multiple tasks in one day such as mixing, product application, filling seed containers/bagging, bag sewing, and clean up)

- Chemical-resistant gloves (when handling treated seeds and equipment clean-up) made of any waterproof material – Category A (e.g., natural rubber  $\geq 14$  mils)
- Protective eyewear (when treating seed and during clean-up)
- Dust/mist-filtering respirator (dust mask)
- Long-sleeved shirt and long pants
- Chemical-resistant coveralls over long-sleeved shirt and long pants (required when performing seed treatment equipment clean-up procedures)
- Shoes and socks.

### **Environmental Hazards**

This pesticide product is toxic to fish and wildlife and highly toxic to aquatic invertebrates. Exposed treated seeds may be hazardous to wildlife. Do not contaminate water when disposing of equipment wash water.

- **Groundwater Advisory**

This pesticide product contains the active ingredient, mefenoxam, which is known to leach through soil into groundwater under certain conditions as a result of agricultural use. Use of mefenoxam in areas where soils are permeable, particularly where the water table is shallow, may result in groundwater contamination.

## **CONDITIONS OF SALE AND LIMITATION OF WARRANTY AND LIABILITY**

**NOTICE:** Read the entire Directions for Use and Conditions of Sale and Limitation of Warranty and Liability before buying or using this product. If the terms are not acceptable, return the product at once, unopened, and the purchase price will be refunded.

The Directions for Use of this product must be followed carefully. It is impossible to eliminate all risks inherently associated with the use of this product. Crop injury, ineffectiveness or other unintended consequences may result because of such factors as manner of use or application, weather or crop conditions, presence of other materials or other influencing factors in the use of the product, which are beyond the control of SYNGENTA CROP PROTECTION, LLC or Seller. To the extent permitted by applicable law, Buyer and User agree to hold SYNGENTA and Seller harmless for any claims relating to such factors.

SYNGENTA warrants that this product conforms to the chemical description on the label and is reasonably fit for the purposes stated in the Directions for Use, subject to the inherent risks referred to above, when used in accordance with directions under normal use conditions. To the extent permitted by applicable law: (1) this warranty does not extend to the use of the product contrary to label instructions or under conditions not reasonably foreseeable to or beyond the control of Seller or SYNGENTA, and, (2) Buyer and User assume the risk of any such use. TO THE EXTENT PERMITTED BY APPLICABLE LAW, SYNGENTA MAKES NO WARRANTIES OF MERCHANTABILITY OR OF FITNESS FOR A PARTICULAR PURPOSE NOR ANY OTHER EXPRESS OR IMPLIED WARRANTY EXCEPT AS WARRANTED BY THIS LABEL.

To the extent permitted by applicable law, in no event shall SYNGENTA be liable for any incidental, consequential or special damages resulting from the use or handling of this product. **TO THE EXTENT PERMITTED BY APPLICABLE LAW, THE EXCLUSIVE REMEDY OF THE USER OR BUYER, AND THE EXCLUSIVE LIABILITY OF SYNGENTA AND SELLER FOR ANY AND ALL CLAIMS, LOSSES, INJURIES OR DAMAGES (INCLUDING CLAIMS BASED ON BREACH OF WARRANTY, CONTRACT, NEGLIGENCE, TORT, STRICT LIABILITY OR OTHERWISE) RESULTING FROM THE USE OR HANDLING OF THIS PRODUCT, SHALL BE THE RETURN OF THE PURCHASE PRICE OF THE PRODUCT OR, AT THE ELECTION OF SYNGENTA OR SELLER, THE REPLACEMENT OF THE PRODUCT.**

SYNGENTA and Seller offer this product, and Buyer and User accept it, subject to the foregoing Conditions of Sale and Limitation of Warranty and Liability, which may not be modified except by written agreement signed by a duly authorized representative of SYNGENTA.

## **DIRECTIONS FOR USE**

### **RESTRICTED USE PESTICIDE**

It is a violation of Federal law to use this product in a manner inconsistent with its labeling.

**Note:**

- Avicta Complete Corn 500 is for use only in Syngenta-certified seed treatment facilities and only in seed treatment equipment with closed transfer and application systems. Use in hopper box, planter box, slurry box, or other farmer-applied applications is not permitted.
- Treatment of highly mechanically scarred or damaged seed or seed known to be of low vigor and poor quality may result in reduced germination and/or reduction of seed and seedling vigor. Conduct germination tests with a representative sample of the seed lot before committing the total seed lot to a selected seed treatment. Because seed quality and seed storage conditions are beyond the control of Syngenta, no claims are made to guarantee the germination of seed or propagating material for all crops.
- Seed treated with this product must be visually identifiable from untreated seed by the use of an approved colorant or dye to prevent accidental use of treated seed as food for humans or feed for animals. Refer to 21 CFR, Part 2.25. Any colorant or dye added to treated seed must be cleared for use in accordance with 40 CFR, *Part 153.155(c)*. Refer to the section on this label **REQUIRED SEED CONTAINER STATEMENTS** for language that must appear on the tag that is attached to the container of treated seed.

## PRODUCT INFORMATION

Avicta Complete Corn 500 is a seed treatment nematicide/insecticide/fungicide for corn grown for seed, field corn, popcorn, and sweet corn. Avicta Complete Corn 500 contains the active ingredients abamectin, azoxystrobin, fludioxonil, mefenoxam, thiabendazole and thiamethoxam. When applied to corn seed, Avicta Complete Corn 500 will provide corn seedlings early season protection from damage caused by nematodes, and the insects and seed and seedling diseases specified in the **Crop Use Directions**. Tank mixing Avicta Complete Corn 500 with the insecticide product Cruiser® 5FS, which contains the active ingredient thiamethoxam, will provide protection from damage caused by additional insects. When treating sweet corn seed, tank mixing the fungicide Apron XL®, which contains mefenoxam, will add early-season systemic downy mildew protection for sweet corn seedlings. Refer to the **Crop Use Directions** for application instructions.

## REQUIRED SEED CONTAINER STATEMENTS

User is responsible for ensuring that the seed container meets all requirements under the Federal Seed Act.

The Federal Seed Act requires that the container of corn seed treated with Avicta Complete Corn 500 shall be labeled with the following statements:

- This seed has been treated with abamectin nematicide, thiamethoxam insecticide, and azoxystrobin, fludioxonil, mefenoxam, and thiabendazole fungicides.
- Do not use treated seed for feed, food, or oil purposes.

In addition, the U.S. Environmental Protection Agency requires the following statements on the container of corn seed treated with Avicta Complete Corn 500.

- Store away from food and feedstuffs.
- Do not allow children, pets or livestock to have access to treated seeds.
- Wear long-sleeved shirt, long pants, and rubber gloves when handling treated seed.
- Plant Avicta Complete Corn 500-treated corn seed based upon the local planting dates and soil temperatures that are recommended by your state agricultural extension agent.
- In areas with a history of high nematode populations, a soil fumigant may be recommended.
- Treated seed must be planted into the soil at a depth greater than 1 inch.

- To protect wildlife and aquatic organisms, follow these practices:
  - Treated seeds exposed on soil surface may be hazardous to wildlife; cover or collect treated seeds that are spilled during loading and in areas such as row ends.
  - Dispose of all excess treated seed by burying seed away from bodies of water.
  - Do not contaminate bodies of water when disposing of planting equipment wash water.
  - In limited areas birds, such as Sand Hill Cranes, have been known to damage early, developing corn seedlings.
    - Some seed-applied or hopper box-applied bird repellents have been shown to be effective in reducing this damage.
    - In fields where seedling damage is expected, use of an approved bird repellent should be considered.
- Dispose of seed packaging in accordance with local requirements.
- After the seeds have been planted, do not enter or allow worker entry into treated areas during the restricted-entry interval (REI) of 48 hours. Exception: Once the seeds are planted into the soil, workers are allowed to enter the treated area without restriction if there will be no worker contact with the soil subsurface.
- Wait a minimum of 45 days after planting Avicta Complete Corn 500 treated corn seed before treating the corn with a neonicotinoid insecticide.
- In the event of crop failure or after harvest of corn grown from Avicta Complete Corn 500-treated corn seed,
  - the following crops may be replanted immediately:  
barley, canola, corn, cotton, cucurbit vegetables, fruiting vegetables, legume vegetables, mint (peppermint and spearmint) oil seed crops (black mustard seed, borage seed, crambe seed, field mustard seed, flax seed, Indian mustard seed, Indian rapeseed seed, rapeseed seed, and safflower seed), rice, root vegetables, sorghum, strawberries, sunflowers, tobacco, tuberous root and corm vegetables, and wheat.
  - the minimum plant back interval is 120 days from the date the Avicta Complete Corn 500-treated corn seed were planted for:  
all other crops (except a cover crop not listed above).
  - the minimum plant back interval is less than 120 days for:  
a cover crop planted for erosion control or soil improvement; however do not graze or use this crop for food or feed.
- Do not allow corn forage to be grazed until 30 days after planting the treated seed.
- For adequate germination, plant treated sweet corn seed during the year that it was purchased; do not carry seed over to the following year.

## MIXING AND APPLICATION INSTRUCTIONS

### NOTE:

- Consult the Syngenta Seed Care representative or the manufacturer of the application equipment you plan to use regarding the suitability of this application and equipment calibration and operating instructions.
- Always treat seed in a well-ventilated area. Refer to the **Precautionary Statements** section of this label for personal protective equipment requirements and other safety precautions.
- Prepare no more mixture than is needed for the immediate operation.
- Avicta Complete Corn 500 must be thoroughly recirculated in its original container before using. (See **Mixing Instructions**.)
- Apply Avicta Complete Corn 500 as a water-based slurry utilizing standard slurry seed treatment equipment that will provide uniform seed coverage. Uneven or incomplete seed coverage may not give the desired level of nematode, insect, or disease protection.
- Thoroughly mix the required amount of Avicta Complete Corn 500 and other seed treatment products desired with the amount of water required for the slurry treater and the dilution rate. (See **Avicta Complete Corn 500 in Tank Mixtures**.)
- Use an EPA-approved dye or colorant that imparts an unnatural color to the seed.
- Allow seed to dry before bagging /filling containers, and store treated seed away from food and feed.

## MIXING AND APPLICATION

### A. Avicta Complete Corn 500 Alone

#### Mixing and Application Instructions:

1. To dispense Avicta Complete Corn 500 into a mix tank, first attach a pump with fittings (example: Micro Matic) that match the fittings on the Avicta Complete Corn 500 container.
2. Recirculate product. Calculate the recirculation time based upon the ability of the pump to completely recirculate the volume of the tank 5-10 times within a 30-minute time period.
3. After the initial recirculation, recirculate for a short period of 5 minutes per day. Attach the dispensing hose to a dry-lock type of fitting that is permanently attached to the mix tank lid.
4. Add  $\frac{1}{4}$ - $\frac{1}{2}$  of the required amount of water to the mix tank.
5. With the agitator running, add the Avicta Complete Corn 500 to the tank.
6. Continue agitation while adding the remainder of the water.



7. Begin application of the solution after the Avicta Complete Corn 500 has completely dispersed into the mix water.
8. Maintain agitation until all of the mixture has been applied.

### **B. Avicta Complete Corn 500 in Tank Mixtures**

If using Avicta Complete Corn 500 in a tank mixture with other seed treatment products,

- Confirm that the tank-mix product is approved for the uses that are on the Avicta Complete Corn 500 label.
- Do not mix this product with any product that prohibits such mixing.
- Follow all directions for use, dilution ratios, precautions, and limitations that appear on the tank mix product's label.
- Compare all of the product labels and follow the most restrictive label precautions and limitations.
- Do not exceed the maximum application rate on any of these labels.

#### **Tank Mixing and Application Instructions:**

- 1) Add  $\frac{1}{2}$  of the required water to the mix tank and turn on the agitation. Mechanical agitation is preferred.
- 2) If using wettable powders and/or products in water-soluble packaging, add water-soluble packages first to clean water and allow them to completely disperse before adding Avicta Complete Corn 500 or other products.
- 3) Allow each tank mix product to completely disperse before adding the next product.
- 4) Add the remaining amount of water and agitate.
- 5) Maintain agitation until the entire slurry mixture has been used.

## **CROP USE DIRECTIONS**

### **Avicta Complete Corn 500 on Corn Seed -- (Includes corn grown for seed, field corn, popcorn, and sweet corn)**

To provide corn seedlings early-season protection from damage caused by nematodes, and the specified insects and diseases on this label, apply Avicta Complete Corn 500 to corn seed as directed in the **Application** table.

#### **NOTE:**

- 1) In order to minimize dust-off and loss of the active ingredients from the treated seed, all corn seed treated with Avicta Complete Corn 500 must receive an application of a dust-reducing agent. Contact Syngenta for specific recommendations to insure acceptability of the dust-reducing agent with respect to retention of the active ingredients, seed germination and viability, and compatibility with other treatments that might be applied to the seed.
- 2) For adequate germination, plant treated sweet corn seed during the year that it was purchased; do not carry seed over to the following year.

**Table 1. Application –Avicta Complete Corn 500 Alone**

To Protect Corn Seedlings from Damage Caused by These Pests/Diseases	Amount of Avicta Complete Corn 500 to Apply		Instructions
	Total Amount of the Six Active Ingredients - Per Seed	Fl. Oz. of Premix Product Per 100 Lb. Seed (cwt) Based on Number of Seeds/Lb.	
<p><b>Nematodes</b></p> <p><b>Insects:</b></p> <p>Black cutworm Chinch bug Corn flea beetle Corn leaf aphid Grape colapsis Seedcorn beetle Seedcorn maggot Southern corn leaf beetle Southern green stinkbug Sugarcane beetle Thrips White grub Wireworm</p> <p><b>Diseases:</b></p> <p>Seed-borne and soil-borne fungi that cause decay, damping-off, and seedling blight.</p> <p>Seed-borne head smut (<i>Sporisorium reilianum</i>) Seedling damping-off (<i>Rhizoctonia</i> spp., <i>Penicillium</i> spp., <i>Pythium</i> spp. and <i>Fusarium</i> spp.)</p>	0.784 mg.	<p><b>Field Corn:</b> 11.4 fl. oz. @ 1800 seeds/lb.</p> <p><b>Popcorn:</b> 25.2 fl. oz. @ 4000 seeds/lb.</p> <p><b>Sweet corn:</b> 20.2 fl. oz. @ 3200 seeds/lb.</p>	<p>Apply Avicta Complete Corn 500 at the rate needed to achieve a total of 0.784 mg. of the 6 active ingredients in this premix product per seed.</p> <p><b>NOTE:</b></p> <ul style="list-style-type: none"> <li>0.784 mg. of these 6 active ingredients per seed consists of the following amounts of each active ingredient</li> </ul> <p>0.2200 mg. abamectin 0.5000 mg. thiamethoxam 0.0025 mg. azoxystrobin 0.0065 mg. fludioxonil 0.0050 mg. mefenoxam 0.0500 mg. thiabendazole</p> <ul style="list-style-type: none"> <li>The typical density of this product is 9.73 lb. per gallon.</li> <li>The amount (fl. oz./100 lb. seed) of Avicta Complete Corn 500 to apply is based on the type of corn seed and the specified number of those seed per pound.</li> </ul>

**Table 2. Tank Mix for Protection From Damage Caused by Additional Insects**

To Protect Corn Seedlings From Damage Caused by These Additional Insects	Amount of Cruiser® 5FS (thiamethoxam) to Apply		Instructions
	Mg Thiamethoxam Per Seed	Fl. Oz. of Cruiser 5FS Per 100 Lb. Seed (cwt) Based on Number of Seeds/Lb.	
Billbug Corn rootworm (includes Mexican, Northern, Southern, and Western)	0.75 mg.	<p><b>Field Corn:</b> 7.6 fl. oz. @ 1800 seeds/lb.</p> <p><b>Popcorn:</b> 16.9 fl. oz. @ 4000 seeds/lb.</p> <p><b>Sweet Corn:</b> 13.5 fl. oz. @ 3200 seeds/lb.</p>	<ul style="list-style-type: none"> <li>• When applied at the rate specified in Table 1, Avicta Complete Corn 500 delivers 0.50 mg. of the active ingredient, thiamethoxam, per seed.</li> <li>• To protect corn seedlings from billbug and corn rootworm damage, additional thiamethoxam is needed to increase the level of thiamethoxam to a total of 1.25 mg. a.i./seed. To achieve this level of thiamethoxam, tank mix Cruiser 5 FS, which contains thiamethoxam, at the rate specified in this table for each type of corn seed.</li> </ul>

**Table 3. Tank Mix for Protection From Damage Caused by Additional Diseases**

To Protect Corn * Seedlings from Damage Caused by This Additional Disease  *Sweet Corn Only	Amount of Apron XL® (mefenoxam) to Apply		Instructions
	Mg. Mefenoxam Per Seed	Fl. Oz. of Apron XL Per 100 Lb. Seed (cwt) Based on Number of Seeds/Lb.	
Systemic downy mildew	0.04 mg.	1.18 fl. oz. @ 3200 seeds/lb.	<ul style="list-style-type: none"> <li>• When applied at the rate specified in Table 1, Avicta Complete Corn 500 delivers 0.005 mg. of the active ingredient mefenoxam per seed.</li> <li>• To protect sweet corn seedlings from early-season systemic downy mildew damage, additional mefenoxam is needed to increase the level of mefenoxam to a total of 0.045 mg. a.i./seed. To achieve this level of mefenoxam, tank mix Apron XL, which contains mefenoxam, at the rate specified in this table.</li> </ul>

## STORAGE AND DISPOSAL

Do not contaminate water, food, or feed by storage or disposal. Open dumping is prohibited.

### Pesticide Storage

Store in a cool, dry place.

### Pesticide Disposal

Pesticide wastes are acutely hazardous. Improper disposal of excess pesticide, spray mixture or rinsate is a violation of Federal law. If these wastes cannot be disposed of by use according to label instructions, contact your State Pesticide or Environmental Control Agency or the Hazardous Waste Representative at the nearest EPA Regional Office for guidance.



## Container Handling

**Nonrefillable Container. Do not reuse or refill this container.**

Syngenta's authorized agent will pick up the empty container and handle its disposal. Contact Syngenta or its authorized agent to make arrangements for this service and store empty container in a secure area until pick up.

Cleaning the container before final disposal is the responsibility of the person disposing of the container. To clean the container before final disposal, triple rinse the container as follows: empty the remaining contents into a rinsate collection system and drain for 10 seconds after the flow begins to drip. Fill the container  $\frac{1}{4}$  full with water. Replace and tighten closures. Tip container on its side and roll it back and forth, ensuring at least one complete revolution, for 30 seconds. Stand the container on its end and tip it back and forth several times. Turn the container over onto its other side and tip it back and forth several times. Empty the rinsate into a rinsate collection system or store rinsate for later disposal. Repeat this procedure two more times. Then offer for recycling, if available, or puncture and dispose of in a sanitary landfill, or by incineration or by other procedures allowed by state and local authorities.

---

Avicta®, Cruiser®, Apron XL®, the ALLIANCE FRAME   
the SYNGENTA Logo and the PURPOSE ICON   
are Trademarks of a Syngenta Group Company

©2011 Syngenta

For non-emergency (e.g. current product information) call  
Syngenta Crop Protection at 1-800-334-9481.

Manufactured for:  
Syngenta Crop Protection, LLC  
P.O. Box 18300  
Greensboro, North Carolina 27419-8300

**SCP 1399A-L1 1111  
347256**

# RESTRICTED USE PESTICIDE DUE TO TOXICITY

FOR RETAIL SALE TO AND USE ONLY BY CERTIFIED APPLICATORS OR PERSONS UNDER THEIR DIRECT SUPERVISION, AND ONLY FOR THOSE USES COVERED BY THE CERTIFIED APPLICATOR'S CERTIFICATION.



# Avicta<sup>®</sup> Complete Corn 500

syngenta<sup>®</sup>

## Nematicide/ Insecticide/ Fungicide

A Seed Treatment Product That Provides Corn Seedlings Early Season Protection from Damage Caused by Nematodes and the Listed Insects and Diseases

For use only in Syngenta-certified seed treatment facilities and only in seed treatment equipment with closed transfer and application systems. Not for use in hopper box, planter box, slurry box, or other farmer-applied applications.

### KEEP OUT OF REACH OF CHILDREN. WARNING/AVISO

Si usted no entiende la etiqueta, busque a alguien para que se la explique a usted en detalle. (If you do not understand the label, find someone to explain it to you in detail.)

See additional precautionary statements, PPE, and Directions for Use in booklet.

#### Active Ingredients:

Thiamethoxam (CAS No. 153719-23-4)	23.10%
Abamectin (CAS No. 71751-41-2)	10.20%
Thiabendazole (CAS No. 148-79-8)	2.31%
Fludioxonil (CAS No. 131341-86-1)	0.30%
Mefenoxam (CAS 70630-17-0, 69516-34-3)	0.23%
Azoxystrobin (CAS No. 131860-33-8)	0.12%
Other Ingredients:	63.74%
<b>Total:</b>	<b>100.00%</b>

\*1 fluid ounce of Avicta Complete Corn 500 contains 3.52 grams of abamectin, 0.04 grams of azoxystrobin, 0.10 grams of fludioxonil, 0.08 grams of mefenoxam, 0.80 grams of thiabendazole, and 7.97 grams of thiamethoxam

EPA Reg. No. 100-1399

EPA Est. 100-NE-001

PRODUCT ID.

# 47274

## 110 gallons

Net Contents

# Avicta® Complete Corn 500

## PRECAUTIONARY STATEMENTS

### Hazards to Humans and Domestic Animals

#### WARNING/AVISO

May be fatal if inhaled or swallowed. Harmful if absorbed through skin. Causes moderate eye irritation. Do not breathe vapor. Avoid contact with skin, eyes, or clothing. Prolonged or frequently repeated skin contact may cause allergic reactions in some individuals. Wash thoroughly with soap and water after handling and before eating, drinking, chewing gum, using tobacco, or using the toilet. Remove and wash contaminated clothing before reuse.

FIRST AID	
<b>If inhaled</b>	<ul style="list-style-type: none"><li>• Move person to fresh air.</li><li>• If person is not breathing, call 911 or an ambulance, then give artificial respiration, preferably by mouth-to-mouth, if possible.</li><li>• Call a poison control center or doctor for further treatment advice.</li></ul>
<b>If swallowed</b>	<ul style="list-style-type: none"><li>• Call poison control center or doctor immediately for treatment advice.</li><li>• Have person sip a glass of water if able to swallow.</li><li>• Do not induce vomiting unless told to do so by the poison control center or doctor.</li><li>• Do not give anything by mouth to an unconscious person.</li></ul>
<b>If in eyes</b>	<ul style="list-style-type: none"><li>• Hold eye open and rinse slowly and gently with water for 15-20 minutes.</li><li>• Remove contact lenses, if present, after the first 5 minutes, then continue rinsing eye.</li><li>• Call a poison control center or doctor for treatment advice.</li></ul>
<b>If on skin or clothing</b>	<ul style="list-style-type: none"><li>• Take off contaminated clothing.</li><li>• Rinse skin immediately with plenty of water for 15-20 minutes.</li><li>• Call a poison control center or doctor for treatment advice.</li></ul>
Have the product container or label with you when calling a poison control center or doctor, or going for treatment.	
<b>HOT LINE NUMBER</b> For 24-Hour Medical Emergency Assistance (Human or Animal) Or Chemical Emergency Assistance (Spill, Leak, Fire or Accident) Call <b>1-800-888-8372</b>	

### Environmental Hazards

This pesticide product is toxic to fish and wildlife and highly toxic to aquatic invertebrates. Exposed treated seeds may be hazardous to wildlife. Do not contaminate water when disposing of equipment wash water.

- **Groundwater Advisory**

This pesticide product contains the active ingredient, mefenoxam, which is known to leach through soil into groundwater under certain conditions as a result of agricultural use. Use of mefenoxam in areas where soils are permeable, particularly where the water table is shallow, may result in groundwater contamination.

## CONDITIONS OF SALE AND LIMITATION OF WARRANTY AND LIABILITY

**NOTICE:** Read the entire Directions for Use and Conditions of Sale and Limitation of Warranty and Liability before buying or using this product. If the terms are not acceptable, return the product at once, unopened, and the purchase price will be refunded.

The Directions for Use of this product must be followed carefully. It is impossible to eliminate all risks inherently associated with the use of this product. Crop injury, ineffectiveness or other unintended consequences may result because of such factors as manner of use or application, weather or crop conditions, presence of other materials or other influencing factors in the use of the product, which are beyond the control of SYNGENTA CROP PROTECTION, LLC or Seller. To the extent permitted by applicable law, Buyer and User agree to hold SYNGENTA and Seller harmless for any claims relating to such factors.

SYNGENTA warrants that this product conforms to the chemical description on the label and is reasonably fit for the purposes stated in the Directions for Use, subject to the inherent risks referred to above, when used in accordance with directions under normal use conditions. To the extent permitted by applicable law: (1) this warranty does not extend to the use of the product contrary to label instructions or under conditions not reasonably foreseeable to or beyond the control of Seller or SYNGENTA, and, (2) Buyer and User assume the risk of any such use. TO THE EXTENT PERMITTED BY APPLICABLE LAW, SYNGENTA MAKES NO WARRANTIES OF MERCHANTABILITY OR OF FITNESS FOR A PARTICULAR PURPOSE NOR ANY OTHER EXPRESS OR IMPLIED WARRANTY EXCEPT AS WARRANTED BY THIS LABEL.

## Avicta® Complete Corn 500

To the extent permitted by applicable law, in no event shall SYNGENTA be liable for any incidental, consequential or special damages resulting from the use or handling of this product. **TO THE EXTENT PERMITTED BY APPLICABLE LAW, THE EXCLUSIVE REMEDY OF THE USER OR BUYER, AND THE EXCLUSIVE LIABILITY OF SYNGENTA AND SELLER FOR ANY AND ALL CLAIMS, LOSSES, INJURIES OR DAMAGES (INCLUDING CLAIMS BASED ON BREACH OF WARRANTY, CONTRACT, NEGLIGENCE, TORT, STRICT LIABILITY OR OTHERWISE) RESULTING FROM THE USE OR HANDLING OF THIS PRODUCT, SHALL BE THE RETURN OF THE PURCHASE PRICE OF THE PRODUCT OR, AT THE ELECTION OF SYNGENTA OR SELLER, THE REPLACEMENT OF THE PRODUCT.**

SYNGENTA and Seller offer this product, and Buyer and User accept it, subject to the foregoing Conditions of Sale and Limitation of Warranty and Liability, which may not be modified except by written agreement signed by a duly authorized representative of SYNGENTA.

### STORAGE AND DISPOSAL

Do not contaminate water, food, or feed by storage or disposal. Open dumping is prohibited.

#### Pesticide Storage

Store in a cool, dry place.

#### Pesticide Disposal

Pesticide wastes are acutely hazardous. Improper disposal of excess pesticide, spray mixture or rinsate is a violation of Federal law. If these wastes cannot be disposed of by use according to label instructions, contact your State Pesticide or Environmental Control Agency or the Hazardous Waste Representative at the nearest EPA Regional Office for guidance.



#### Container Handling

**Nonrefillable Container. Do not reuse or refill this container.**

Syngenta's authorized agent will pick up the empty container and handle its disposal. Contact Syngenta or its authorized agent to make arrangements for this service and store empty container in a secure area until pick up.

Cleaning the container before final disposal is the responsibility of the person disposing of the container. To clean the container before final disposal, triple rinse the container as follows: empty the remaining contents into a rinsate collection system and drain for 10 seconds after the flow begins to drip. Fill the container 1/4 full with water. Replace and tighten closures. Tip container on its side and roll it back and forth, ensuring at least one complete revolution, for 30 seconds. Stand the container on its end and tip it back and forth several times. Turn the container over onto its other side and tip it back and forth several times. Empty the rinsate into a rinsate collection system or store rinsate for later disposal. Repeat this procedure two more times. Then offer for recycling, if available, or puncture and dispose of in a sanitary landfill, or by incineration or by other procedures allowed by state and local authorities.

---

Avicta®, the ALLIANCE FRAME   
the SYNGENTA Logo and the PURPOSE ICON   
are Trademarks of a Syngenta Group Company

©2011 Syngenta

Manufactured for:  
Syngenta Crop Protection, LLC  
P.O. Box 18300  
Greensboro, North Carolina 27419-8300

**SCP 1399A-L2 1111**