

←
→

4.50"

COPY AREA
7.50"

RESTRICTED USE PESTICIDE

May injure (phytotoxic) susceptible non-target plants.
For retail sale to and use only by certified applicators or persons under their direct supervision and only for those uses covered by the Certified Applicator's certification. Commercial and certified applicators must ensure that all persons involved in these activities are informed of the precautionary statements.



Balance[®]

flexx[®]

Herbicide

Net Contents:

2.5 Gallons

WITH
CSI
SAFENER

GROUP 27 HERBICIDE

For: Weed control in field corn, seed corn and corn grown for silage in the states of: AR, AL, CO, DE, GA, IL, IN, IA, KS, KY, LA, MI, MN, MO, MS, MT, NE, NJ, NM, NC, ND, OH, OK, PA, SC, SD, TN, TX, VA, WI, and WY.

In the states of CO, DE, KS, MD, MO, NJ, NM, SD, and WV use is only allowed under 24c registrations. A current 24c label must be in the possession of the user at the time of the pesticide application.

In the state of MN use is only allowed in accordance with the Minnesota Product Bulletin.

In the state of WI use is only allowed in accordance with the Wisconsin Product Bulletin.

ACTIVE INGREDIENT:	
Isoxaflutole [5-cyclopropyl-4-(2-methylsulfonyl-4-trifluoromethylbenzoyl) isoxazole]	20.00%
OTHER INGREDIENTS:	80.00%
Contains 2.00 pounds active ingredient per U.S. gallon.	TOTAL: 100.00%

EPA Reg. No. 264-1067

KEEP OUT OF REACH OF CHILDREN

CAUTION

For **MEDICAL** and **TRANSPORTATION** Emergencies **ONLY** Call 24 Hours a Day 1-800-334-7577
For **PRODUCT USE** Information Call 1-866-99BAYER (1-866-992-2937)

See additional precautionary statements and directions for use on label.

Produced for:
Bayer CropScience LP
800 N. Lindbergh Blvd.
St. Louis, MO 63167
BALANCE is a registered trademark of Bayer.
©2019 Bayer CropScience

170316Fv2 01/19
US61380351F

←
→

4.25"

COPY AREA

←
→

7.75"

COPY AREA

7.375"

4.50"

FIRST AID

If swallowed:	<ul style="list-style-type: none">• Immediately call a poison control center or doctor for treatment advice.• Do not induce vomiting unless told to do so by a poison control center or doctor.• Have person sip a glass of water if able to swallow.• Do not give anything to an unconscious person.
If in eyes:	<ul style="list-style-type: none">• Hold eye open and rinse slowly and gently with water for 15-20 minutes.• Remove contact lenses, if present, after the first 5 minutes, then continue rinsing.• Call a physician if irritation persists.
If on skin:	<ul style="list-style-type: none">• Take off contaminated clothing.• Rinse skin immediately with plenty of water for 15-20 minutes.• Call a poison control center or doctor for treatment advice.
In case of emergency, call the toll-free Bayer CropScience Emergency Response telephone number: 1-800-334-7577. Have a product container or label with you when calling a poison control center or doctor, or going for treatment.	
Note to Physician: No specific antidote is available. All treatments should be based on observed signs and symptoms of distress in the patient. Overexposure to materials other than this product may have occurred.	

PRECAUTIONARY STATEMENTS**HAZARDS TO HUMANS AND DOMESTIC ANIMALS****CAUTION**

- Harmful if swallowed or absorbed through the skin.
- Causes moderate eye irritation.
- Avoid contact with skin, eyes or clothing.
- Wash thoroughly with soap and water after handling.

PERSONAL PROTECTIVE EQUIPMENT (PPE)

Some of the materials that are chemical-resistant to this product are listed below.

Applicators and other handlers must wear:

- Long-sleeved shirt and long pants
- Chemical-resistant gloves made of any waterproof material such as polyethylene or polyvinyl chloride
- Shoes plus socks
- Protective eye wear

When mixing/loading or cleaning equipment, wear a chemical resistant apron in addition to the other required PPE. Discard clothing and other absorbent materials that have been drenched or heavily contaminated with this product's concentrate. Do not reuse them.

USER SAFETY REQUIREMENTS

Follow manufacturer's instructions for cleaning/maintaining PPE. If no such instructions for washables exist, use detergent and hot water. Keep and wash PPE separately from other laundry.

USER SAFETY RECOMMENDATIONS

- Users should wash hands before eating, drinking, chewing gum, using tobacco or using the toilet.
- Users should remove clothing/PPE immediately if pesticide gets inside. Then wash thoroughly and put on clean clothing.
- Users should remove PPE immediately after handling this product. Wash the outside of gloves before removing. As soon as possible, wash thoroughly and change into clean clothing.

1

4.0625"
COPY AREA

7.75"

COPY AREA

7.375"

4.50"

ENGINEERING CONTROLS

When handlers use closed systems, enclosed cabs in a manner that meets the requirements listed in the Worker Protection Standard (WPS) for agricultural pesticides [40 CFR 170.240 (d)(4-6)], the handler PPE requirements may be reduced or modified as specified in the WPS.

ENVIRONMENTAL HAZARDS

Drift or runoff may adversely affect non-target plants. Drift and runoff may be hazardous to aquatic organism in neighboring areas. Do not apply directly to water, to areas where surface water is present or to intertidal areas below the mean high water mark. Do not contaminate water when disposing of equipment washwaters or rinsate.

Do not apply when weather conditions favor drift from treated areas. Do not use the same spray equipment for other purposes unless thoroughly cleaned. Do not contaminate water used for irrigation or domestic purposes.

BALANCE® FLEXX Herbicide contains isoxaflutole which is known to leach through soil into ground water under certain conditions as a result of agricultural use. Use of BALANCE FLEXX Herbicide in areas where soils are permeable, particularly where the water table is shallow, may result in ground water contamination.

Isoxaflutole residues can contaminate surface water through spray drift. Under some conditions, isoxaflutole residues may also have a high potential for runoff into surface water (primarily via dissolution in runoff water) for several weeks after application. These include poorly draining or wet soils with readily visible slopes toward adjacent surface waters, frequently flooded areas, areas over laying extremely shallow ground water, areas with in field canals or ditches that drain to surface water, areas not separated from adjacent surface waters with vegetated filter strips, and areas over laying tile drainage systems that drain to surface water.

In fields having sands, loamy sands, and sandy loam soils, special care should be taken not to over-irrigate since substantial over-irrigation promotes the leaching of chemicals.

This pesticide is toxic to some plants at very low concentrations. Non-target plants may be adversely affected if the pesticide is allowed to drift from areas of application. Exposure to isoxaflutole residues may injure or kill susceptible plants. Symptoms of phytotoxicity as a result of exposure to isoxaflutole include whitening or chlorosis of the foliage of affected plants. Cotton is particularly susceptible to isoxaflutole; therefore, exposure of cotton to isoxaflutole residues may affect cotton yield. To prevent damage to crops and other desirable plants, read and follow all directions and precautions on this label before using.

This product may not be mixed or loaded within 50 feet of any wells (including abandoned wells and drainage wells), sink holes, perennial or intermittent streams and rivers, and natural or impounded lakes and reservoirs. This setback does not apply to properly capped or plugged abandoned wells and does not apply to impervious pad or properly diked mixing/loading areas.

Operations that involve mixing, loading, rinsing, or washing of this product into or from pesticide handling or application equipment or containers within 50 feet of any well are prohibited unless conducted on an impervious pad constructed to withstand the weight of the heaviest load that may be positioned on or moved across the pad. Such a pad shall be designed and maintained to contain any product spills or equipment leaks, container or equipment rinse or washwater and rainwater that may fall on the pad. Surface water shall not be allowed to either flow over or from the pad, which means the pad must be self-contained. The pad shall be sloped to facilitate material removal. An unroofed pad shall be of sufficient capacity to contain at a minimum 110% of the capacity of the largest pesticide container or application equipment on the pad. A pad that is covered by a roof of sufficient size to exclude completely precipitation from contact shall be of sufficient capacity to contain at a minimum of 100% of the capacity of the largest pesticide container or application equipment on the pad. Containment capacities as described above shall

(continued)

4.0625"
COPY AREA

7.75"

COPY AREA

7.375"

4.50"

be maintained at all times. The above specific minimum containment capacities do not apply to vehicles when delivering pesticide shipments to the mixing/loading site. States may have in effect additional requirements regarding wellhead setbacks and operational containment.

Product must be used in a manner which will prevent back siphoning in wells, spills or improper disposal of excess pesticide, spray mixtures or rinsates.

Endangered Species Advisory/Protection Requirements

This product may have effects on federally listed threatened or endangered species or their critical habitat in some locations. When using this product, you must follow the measures contained in the Endangered Species Protection Bulletin for the county or parish in which you are applying the pesticide. To determine whether your county or parish has a Bulletin, and to obtain that Bulletin, consult <http://www.epa.gov/espp/>, or call 1-800-447-3813 no more than 6 months before using this product. Applicators must use Bulletins that are in effect in the month in which the pesticide will be applied. New Bulletins will generally be available from the above sources 6 months prior to their effective dates.

CONDITIONS OF SALE AND LIMITATIONS OF WARRANTY AND LIABILITY

Read the entire Directions for Use, Conditions, Disclaimer of Warranties and Limitations of Liability before using this product. If terms are not acceptable, return the unopened product container at once.

By using this product, user or buyer accepts the following Conditions, Disclaimer of Warranties and Limitations of Liability.

CONDITIONS: The directions for use of this product are believed to be adequate and must be followed carefully. However, it is impossible to eliminate all risks associated with the use of this product. Crop injury, ineffectiveness or other unintended consequences may result because of such factors as weather conditions, presence of other materials, or the manner of use or application, all of which are beyond the control of Bayer CropScience. To the extent consistent with applicable law, all such risks shall be assumed by the user or buyer.

DISCLAIMER OF WARRANTIES: TO THE EXTENT CONSISTENT WITH APPLICABLE LAW, BAYER CROPSCIENCE MAKES NO OTHER WARRANTIES, EXPRESS OR IMPLIED, OF MERCHANTABILITY OR OF FITNESS FOR A PARTICULAR PURPOSE OR OTHERWISE, THAT EXTEND BEYOND THE STATEMENTS MADE ON THIS LABEL. No agent of Bayer CropScience is authorized to make any warranties beyond those contained herein or to modify the warranties contained herein. TO THE EXTENT CONSISTENT WITH APPLICABLE LAW, BAYER CROPSCIENCE DISCLAIMS ANY LIABILITY WHATSOEVER FOR SPECIAL, INCIDENTAL OR CONSEQUENTIAL DAMAGES RESULTING FROM THE USE OR HANDLING OF THIS PRODUCT.

LIMITATIONS OF LIABILITY: TO THE EXTENT CONSISTENT WITH APPLICABLE LAW, THE EXCLUSIVE REMEDY OF THE USER OR BUYER FOR ANY AND ALL LOSSES, INJURIES OR DAMAGES RESULTING FROM THE USE OR HANDLING OF THIS PRODUCT, WHETHER IN CONTRACT, WARRANTY, TORT, NEGLIGENCE, STRICT LIABILITY OR OTHERWISE, SHALL NOT EXCEED THE PURCHASE PRICE PAID, OR AT BAYER CROPSCIENCE'S ELECTION, THE REPLACEMENT OF PRODUCT.

DIRECTIONS FOR USE**RESTRICTED USE PESTICIDE**

It is a violation of Federal law to use this product in a manner inconsistent with its labeling.

Read the entire label before using this product.

(continued)

4.0625"
COPY AREA

7.75"

COPY AREA

7.375"

4.50"

Do not apply this product in a way that will contact workers or other persons, either directly or through drift. Only protected handlers may be in the area during application. For any requirements specific to your State or Tribe, consult the agency responsible for pesticide regulation.

For Important crop safety information, refer to the Use Directions section under the specific crop.

In Minnesota, this product must only be used in accordance with the Minnesota Product Bulletin. The Minnesota Product Bulletin, which accompanies the sale and packaging of the product, must be in possession of the user at the time of pesticide application.

In Wisconsin, this product must only be used in accordance with the Wisconsin Product Bulletin. The Wisconsin Product Bulletin, which accompanies the sale and packaging of the product, must be in possession of the user at the time of pesticide application.

AGRICULTURAL USE REQUIREMENTS

Use this product only in accordance with its labeling and with the Worker Protection Standard, 40 CFR part 170. This Standard contains requirements for the protection of agricultural workers on farms, forests, nurseries, and greenhouses and handlers of agricultural pesticides. It contains requirements for training, decontamination, and emergency assistance. It also contains specific instructions and exceptions pertaining to the statements on this label about personal protective equipment (PPE), notification to workers, and restricted-entry interval. The requirements in this box only apply to uses of this product that are covered by the Worker Protection Standard.

Do not enter or allow worker entry into treated areas during the restricted entry interval (REI) of 12 hours.

PPE required for early entry to treated areas (that is permitted under the Worker Protection Standard and that involves contact with anything that has been treated, such as plants, soil, or water), is:

- Coveralls over long-sleeved shirt and long pants
- Chemical-resistant gloves made of any waterproof material
- Socks plus chemical resistant footwear
- Protective eyewear

PRODUCT INFORMATION

BALANCE® FLEXX Herbicide:

- is a selective herbicide for control of important broadleaf and grass weeds infesting field corn, seed corn and corn grown for silage.
- is formulated as a suspension concentrate (SC) containing 2 pounds isoxaflutole active ingredient per gallon.
- contains the active ingredient isoxaflutole which is an HPPD inhibitor mode of action that controls weeds by inhibiting enzymes that are essential to the protection of chlorophyll in plant leaves.
- is effective in controlling glyphosate-, triazine-, PPO-, ALS- and auxin-herbicide resistant populations of weed species.

APPLICATION INSTRUCTIONS

BALANCE FLEXX Herbicide:

- may be used in either conventional, conservation tillage, or no-till crop management systems.
- may be applied either preplant [surface applied or incorporated (less than 2" deep)], preemergence, or early postemergence.
- will provide it's most effective weed control when applied and subsequently moved into the soil by rainfall, sprinkler irrigation or mechanical tillage prior to weed emergence.

(continued)

4.0625"
COPY AREA

COPY AREA

7.375"

4.50"

- may be tankmixed or applied in sequential applications with other herbicides to control additional weeds.
- may be applied using either water carrier or sprayable grade fluid fertilizer as a liquid carrier.
- may be applied by ground application only. Aerial application is not permitted.
- may be applied as either a broadcast spray or as a band application.

Refer to the **SPECIFIC USE DIRECTIONS** section of this label for additional application information specific from each registered use of BALANCE FLEXX Herbicide.

Ground Application (Banding)

Banding herbicide application equipment must be carefully calibrated to prevent crop exposure to concentrations of BALANCE FLEXX Herbicide that exceed the labeled rate for the soil type. It is critical to insure that the calibrated band width equates to actual band width realized in field applications. Bands actually delivered at a width narrower than targeted will concentrate the product and increase the risk for crop response.

Even flat spray tip nozzles and a band width of no less than 12" must be used.

Apply a broadcast equivalent rate and volume per acre. The following equations may be used to make the required calculations as follows:

$$\frac{\text{band width (inches)}}{\text{row width (inches)}} * \text{broadcast rate per acre} = \text{banding rate per acre}$$

$$\frac{\text{band width (inches)}}{\text{row width (inches)}} * \text{broadcast spray volume per acre} = \text{banding spray volume per acre}$$

Ground Application (Broadcast)

Apply BALANCE FLEXX Herbicide either alone or in tank mixtures in a minimum of 10 gallons of spray mixture per acre. Uniform, thorough spray coverage is important to achieve consistent weed control. Keep the spray boom at the lowest possible spray height above the target surface. Refer to nozzle manufacturer's recommendations for proper nozzle, pressure setting, and sprayer speed for optimum product performance and minimal spray drift. Uneven application, sprayers not properly calibrated, or improper incorporation may decrease the level of weed control and/or increase the level of adverse crop response. Maintain constant ground speed while applying product to ensure proper distribution. Do not overlap spray patterns beyond equipment manufacturers recommendations as excessive rates may result in adverse crop responses and potential stand loss. Maintain adequate agitation at all times, including momentary stops.

USE RESTRICTIONS

- Use on coarse textured soils with a shallow water table
 - o In the states of AL, AR, CO, DE, GA, KS, KY, LA, MD, MO, MS, NC, NM, OK, SC, TN, TX, VA, and WV, if the water table (i.e., level of saturation) is less than 25 feet below the ground surface, do not use on soils meeting all three of the following criteria. If the water table depth is unknown, do not use on any of the soils meeting all three of the following criteria. If less than three criteria are met or the water table is greater than 25 feet below the ground surface, there is no restriction against application:
 - The surface soil texture is loamy sand or sand.
 - The subsoil texture is loamy sand or sand.
 - The average organic matter (in the upper 12 inches) is less than 2% by weight.
 - o In the states of IA, IL, IN, MI, MT, ND, NE, NJ, OH, PA, SD, and WY, if the water table (i.e., level of saturation) is less than 25 feet below the ground surface, do not use on soils meeting all three of the following criteria. If the water table depth

(continued)

4.0625"

COPY AREA

7.75"

COPY AREA

7.375"

4.50"

is unknown, do not use on any of the soils meeting all three of the following criteria. If less than three criteria are met or the water table is greater than 25 feet below the ground surface, there is no restriction against application:

- The surface soil texture is sandy loam, loamy sand or sand.
- The subsoil texture is loamy sand or sand.
- The average organic matter (in the upper 12 inches) is less than 2% by weight.
- Do not apply more than 6.0 fluid ounces per acre of BALANCE FLEXX Herbicide per 365-day period or exceed the maximum labeled rate for any given soil type.
- Do not apply this product using aerial application equipment.
- Do not apply this product through any type of irrigation system.
- Do not use flood or furrow irrigation to apply, activate, or incorporate this product.
- Do not irrigate BALANCE FLEXX Herbicide into coarse soils at planting time when soils are saturated.
- Do not allow cover crops in fields treated with BALANCE FLEXX Herbicide to be grazed by livestock or harvested for food.
- Do not apply tank-mixes of BALANCE FLEXX Herbicide with organophosphate or carbamate insecticides to emerged corn. Foliar applications of an organophosphate or carbamate insecticides should not be made within 7 days of an application of BALANCE FLEXX Herbicide or crop injury may result.
- To prevent off-site movement of soil containing this product to non-target areas, do not apply BALANCE FLEXX Herbicide to areas receiving less than 15 inches of average annual precipitation unless supplemented to at least the equivalent of 15 inches of annual precipitation with irrigation water.
- Do not apply solo HPPD inhibitor postmergence herbicides (Laudis[®], Armezon[™] Impact[®], Callisto[®]) to corn that has been treated with BALANCE FLEXX Herbicide in the same year.
- Do not use COC, MSO, or a loaded glyphosate formulation with BALANCE FLEXX Herbicide applied to emerged field corn.
- In the state of MN use is only allowed in accordance with the Minnesota Product Bulletin. The Minnesota Product Bulletin, which accompanies the sale and packaging of this product, must be in the possession of the user at the time of pesticide application.
- In the state of WI use is only allowed in accordance with the Wisconsin Product Bulletin. The Wisconsin Product Bulletin, which accompanies the sale and packaging of this product, must be in the possession of the user at the time of pesticide application.

Refer to the specific use directions and restrictions in each specific crop section.

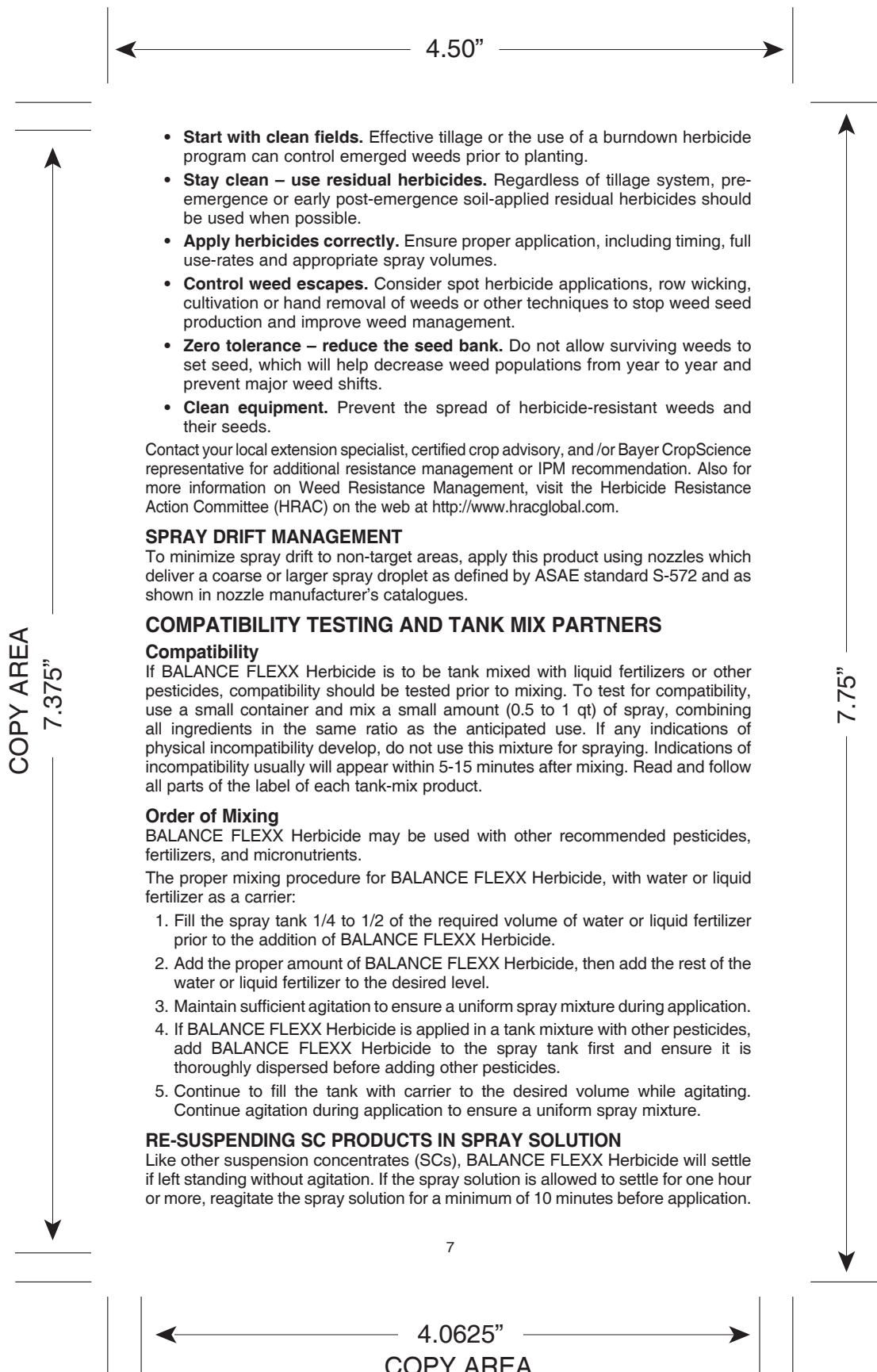
RESISTANCE MANAGEMENT

BALANCE FLEXX Herbicide is a Group 27 Herbicide, i.e., an HPPD inhibitor. A given weed population may contain or develop resistance to a herbicide after repeated use. Appropriate resistance-management strategies should be followed to mitigate or delay resistance. The following Integrated Weed Management Techniques are effective in reducing problems with herbicide resistant weed biotypes. It is best to use multiple practices to manage or delay resistance as no single strategy is likely to be totally effective.

- **Rotate crops.** Crop rotation diversifies weed management.
- **Rotate herbicide-tolerant traits.** Alternate herbicide-tolerant (HT) traits and/or use HT trait stacks for more efficient rotation.
- **Use multiple herbicide sites of action.** Use tankmix partners and multiple SOAs during both the growing season and from year to year to reduce the selection pressure of a single SOA.
- **Know your weeds, know your fields.** Closely monitor problematic areas with difficult-to-control weeds or dense weed populations.

(continued)

4.0625"
COPY AREA



4.50"

Equipment Cleanup Procedures

To avoid injury or exposure to non-target crops, thoroughly clean all mixing and spray equipment, including pumps, nozzles, lines and screens with a good quality tank cleaner, on an approved rise pad or on the field site where an approved crop is to be grown. Mix only as much cleaning solution as needed.

1. Flush tank, hoses, boom, and nozzles with clean water.
2. Use a pressure washer with a high quality commercial spray tank cleaner in water to clean the inside of the spray tank. Take care to wash all parts of the tank, including the inside top surface. If a pressure washer is not available, completely fill the sprayer with the cleaning solution to ensure contact of the cleaning solution with all internal surfaces of the tank and plumbing. Start agitation in the sprayer and thoroughly recirculate the cleaning solution for at least 15 minutes. All visible deposits must be removed from the spraying system.
3. Flush hoses, spray lines, and nozzles for at least 1 minute with the cleaning solution.
4. Dispose of rinsate from steps 1-3 in an appropriate manner.
5. Repeat steps 2-4.
6. Remove nozzles, screens, and strainers and clean separately in the cleaning solution after completing the above procedures.
7. Rinse the complete spraying system with clean water.
8. Cleanup should be conducted on an approved rinse pad or the field site where an approved crop is to be grown.

ROTATIONAL CROPS

Rotational crops vary in their crop response to low concentrations of BALANCE FLEXX Herbicide remaining in the soil. The amount of BALANCE FLEXX Herbicide that may be present in the soil depends on soil moisture, soil temp, application rate, elapsed time since application, and other environmental factors. When BALANCE FLEXX Herbicide is used in combination with other products, always follow the most restrictive rotational crop requirements. The following rotational crops may be planted after applying BALANCE FLEXX Herbicide:

Crop	Geography	Rotational Interval (months)	Minimum Precipitation Requirement ¹
Corn (Field)	All	0	None
Wheat, Triticale, Cereal and Rye	All	4	
Soybeans, Barley, Sweet corn, Popcorn, Potato, Grain Sorghum, and Sunflower	All	6	
Alfalfa, Cotton, Rice	All	10	15 inches of cumulative precipitation from application to planting of rotational crop. ²
Sugar beets	East of the Mississippi River		
Peanut	All	11	
Tobacco	All	12	
Sugar beets	West of the Mississippi River	18	
All other crops ³	All		

¹The amount of cumulative precipitation required before planting a rotational crop is in addition to the required rotational interval given in months.

²Furrow or flood irrigation not to be included in total. No more than 7 inches of overhead irrigation included in total.

³All other crops may be seeded only after the completion of a successful bioassay after a BALANCE FLEXX Herbicide application. Refer to the "Field/Small Scale Bioassay" section.

In the event of crop failure: If the corn crop treated with BALANCE FLEXX Herbicide is lost, only field corn and corn grown for silage may be replanted immediately. Do not make an additional application of BALANCE FLEXX Herbicide.

4.0625"

COPY AREA

COPY AREA

7.375"

7.75"

4.50"

Cover Crops

Use of cover crops as a means of soil improvement, erosion control, weed and/or insect suppression, etc., following harvest of corn in the Fall is increasing. Planting of cover crops in fields treated with BALANCE FLEXX Herbicide is allowed as long as these cover crops are not grazed by livestock nor harvested for food. Cover crops are to be tilled under or chemically controlled with burndown herbicides in the spring. Many cover crops can be planted within 90-120 days after application of BALANCE FLEXX Herbicide. However, all potential cover crops have not been evaluated for tolerance to BALANCE FLEXX Herbicide and significant injury may occur. Prior to seeding a cover crop, complete a successful field/ home bioassay to provide an indication of the level of tolerance to the prior BALANCE FLEXX Herbicide application. Refer to the "Field/Small Scale Bioassay" section. If used in tank mixtures with other herbicides, always follow the most restrictive label.

Field/Small Scale Bioassay

A field/ small scale bioassay must be completed before rotating to a cover crop other than those specified in the "Rotational Crop Restrictions" section of this label. To conduct an effective **field bioassay**, grow strips of the crop(s) you intend to grow the following season in a field previously treated with BALANCE FLEXX Herbicide. The test strip should be placed in a controlled area and should include low areas and knolls, and include variations in soil such as type and pH. Crop response to the bioassay will determine if the crop(s) grown in the test strips can be grown safely in the areas previously treated with BALANCE FLEXX Herbicide.

For an effective **small scale bioassay**, collect uniform samples of all soil types from the BALANCE FLEXX Herbicide- treated field (see example above for types of soil in the sample) and place the soil into a sturdy container. Plant the desired cover crop into the soil, apply water and place the container in a warm, sunny area to allow germination and growth of the crop. Monitor growth of the cover crop over a three to four week period. If the cover crop emerges and grows normally, the risk to establish and grow the cover crop in the BALANCE FLEXX Herbicide-treated field should be tolerable.

WEEDS CONTROLLED

BALANCE FLEXX Herbicide applied as directed in this label will control or suppress the weeds listed below. Additional weeds may be controlled with tank mixtures or sequential applications (refer to the TANK MIX INSTRUCTIONS section of this label). Always refer to the tank mix partner labels for specific use rates and additional instructions.

BROADLEAF WEEDS CONTROLLED			
Broadleaf Weeds	BALANCE FLEXX Herbicide Alone	BALANCE FLEXX Herbicide plus Atrazine or Premixes containing Atrazine	BALANCE FLEXX Herbicide plus pre-emerge grass herbicide
Amaranth, Palmer	C	C	C
Buffalobur	C	C	C
Burcucumber	PC	PC	PC
Buttercup, small flower	C	C	C
Carpetweed			C
Chamomile spp.	C	C	C
Chickweed, common	C	C	C
Clover, purple ¹	PC	C	PC
Clover, white ¹	PC	C	PC
Cocklebur ¹		C	
Copperleaf, hophornbeam	C	C	C
Dandelion (seedling)	C	C	C
Deadnettle, purple	C	C	C

COPY AREA

7.375"

7.75"

4.0625"

COPY AREA

4.50"				
COPY AREA 7.375"	BROADLEAF WEEDS CONTROLLED (cont.)			
	Broadleaf Weeds	BALANCE FLEXX Herbicide Alone	BALANCE FLEXX Herbicide plus Atrazine or Premixes containing Atrazine	BALANCE FLEXX Herbicide plus pre-emerge grass herbicide
	Galinsoga	C	C	C
	Henbit	PC	C	PC
	Jimsonweed	C	C	C
	Kochia	C	C	C
	Lambsquarters, common	C	C	C
	Mallow, Venice	C	C	C
	Marestail	C	C	C
	Medic, Black	PC	C	PC
	Morningglory, annual ¹		C	
	Wild mustard	C	C	C
	Nightshade, black	C	C	C
	Nightshade, eastern black	C	C	C
	Nightshade, hairy			C
	Pennycress, field	C	C	C
	Pepperweed, virginia	C	C	C
	Plantain, broadleaf	C	C	C
	Pigweed, prostrate	C	C	C
	Pigweed, redroot	C	C	C
	Pigweed, smooth	C	C	C
	Plaintain, broadleaf ¹	PC	C	PC
	Purslane, common	C	C	C
	Radish, wild	C	C	
	Ragweed, common	C	C	C
	Ragweed, giant ¹	PC	C	PC
	Russian Thistle	C	C	C
	Shepherds-purse	C	C	C
	Smartweed, Pennsylvania	C	C	C
	Speedwell, corn	PC	C	PC
	Spurge, toothed	C	C	C
	Sunflower, wild ¹		C	
	Velvetleaf	C	C	C
	Violet, field ¹	PC	C	PC
	Waterhemp, common	C	C	C
	Waterhemp, tall	C	C	C
	C= Control PC=Partial control ²			
	¹ These weeds may require a postemergence application of DiFlexx® Herbicide or other appropriate postemergence herbicides.			
	² Partially controlled weeds will be stunted in growth and/or be reduced in number as compared to non-treated areas; performance may not be commercially acceptable. The degree of weed control will vary with weed size, density, spray coverage, and/or growing conditions.			
10				
4.0625"				
COPY AREA				
7.75"				

4.50"

COPY AREA

7.375"

GRASS/SEDGES CONTROLLED			
Grass Weeds	BALANCE FLEXX Herbicide Alone	BALANCE FLEXX Herbicide plus Atrazine or Premixes containing Atrazine	BALANCE FLEXX Herbicide plus pre-emerge grass herbicide
Barnyardgrass	C	C	C
Bluegrass, annual	PC	C	PC
Crabgrass, large	C	C	C
Crabgrass, smooth	C	C	C
Cupgrass, woolly ¹	C	C	C
Foxtail, bristly	C	C	C
Foxtail, giant	C	C	C
Foxtail, green	C	C	C
Foxtail, robust purple	C	C	C
Foxtail, robust white	C	C	C
Foxtail, yellow ¹	C	C	C
Goosegrass	C	C	C
Johnsongrass, seedling	C	C	C
Panicum, fall	C	C	C
Panicum, Texas	C	C	C
Proso millet, wild ¹	C	C	C
Sandbur, field ¹	PC	PC	PC
Shattercane ¹	PC	PC	PC
Signalgrass, broadleaf ¹	C	C	C
Witchgrass			C
C= Control PC=Partial control ² ¹ These weeds may require the addition of a pre-emerge grass herbicide tank-mix partner or an appropriate post-emergence herbicide application for control of late season escapes. ² Partially controlled weeds will be stunted in growth and/or be reduced in number as compared to non-treated areas; performance may not be commercially acceptable. The degree of weed control will vary with weed size, density, spray coverage, and/or growing conditions.			

7.75"

SPECIFIC USE DIRECTIONS

CORN (Field Corn, Seed Corn and Corn Grown for Silage)

BALANCE FLEXX Herbicide may be used in either conventional, conservation tillage, or no-till crop management systems and may be applied either preplant or preplant incorporated (less than 2" deep), preemergence, or early postemergence. BALANCE FLEXX Herbicide treatments are most effective in controlling weeds when adequate rainfall is received within 14 days after application. If cultivation is necessary because of soil crusting, soil compaction, or weed germination before rain occurs, use shallow tillage such as rotary hoe to lightly incorporate BALANCE FLEXX Herbicide. Make certain corn seeds are below the tilled area. If treated soil is moved during tillage practices in such a way that the herbicide barrier is no longer intact, weeds may emerge from areas where treated soil has been removed. Do not incorporate with a drag harrow after planting.

4.0625"

COPY AREA

4.50"

APPLICATION RATES

Application Timing ¹	Fluid Ounces of BALANCE FLEXX Herbicide per Acre				
	Soil Texture				
	Coarse Soils: Sand, Loamy sand, Sandy loam		Medium Soils: Loam, Silt loam, Silt, Sandy clay loam		Fine Soils: Silty clay loam, Clay loam, Sandy clay, Silty clay, Clay
	1.5% O.M. ² or less	>1.5% O.M.	1.5% O.M. or less	>1.5% O.M.	
Preplant (Surface Applied or Incorporated): Early 8 to 30 days prior to planting	4.0	5.0	6.0		
Preplant (Surface Applied or Incorporated): 0 to 7 days prior to planting Preemergence Early postemergence	3.0	4.0	5.0	6.0	

¹ BALANCE FLEXX Herbicide may be applied up to 30 days prior to planting when used in a planned sequential application program such as BALANCE FLEXX Herbicide followed by Liberty® 280 Herbicide, DiFlexx® Herbicide, or other post applied herbicides.

² O.M. = Organic Matter by weight

Application of BALANCE FLEXX Herbicide at less than listed rates for the appropriate soil will only provide suppression of sensitive weeds.

APPLICATION TIMING

Preplant Surface-Applied

BALANCE FLEXX Herbicide may be applied up to 21 days before planting corn. BALANCE FLEXX Herbicide may be applied up to 30 days prior to planting when used in a planned sequential application program such as BALANCE FLEXX Herbicide followed by Liberty[®] 280 Herbicide, DiFlexx[®] Herbicide, or other postemergence applied herbicides appropriate for control of the target weeds. Refer to the label of the respective sequential partner for specific use directions. Split applications of BALANCE FLEXX Herbicide can be made. It is recommended that 60 percent of the listed broadcast rate (refer to APPLICATION RATE table) be applied 15 to 30 days prior to planting and the remaining 40 percent applied at planting. Total BALANCE FLEXX Herbicide applied may not exceed the listed rate for a preplant treatment on the predominate soil type in the field. Moving treated soil out of the row or moving untreated soil to the surface during planting may result in reduced weed control.

Preplant Incorporated

BALANCE FLEXX Herbicide may be applied up to 21 days before planting field corn; up to 30 days prior to planting when used in a planned sequential application program such as BALANCE FLEXX Herbicide followed by Liberty[®] 280 Herbicide, DiFlexx[®] Herbicide, or other postemergence applied herbicides appropriate for control of the target weeds. Refer to all parts of the respective sequential partner label for specific use directions. Apply to the soil and uniformly incorporate in the top two inches of soil before planting using a finishing disc, field cultivator or similar implement capable of providing uniform two inch incorporation. Do not incorporate BALANCE FLEXX Herbicide deeper than 2" or weed control may be reduced.

Preplant/Preemergence Burndown

When weeds are present at the time of treatment and prior to corn emergence, a tank mixture of BALANCE FLEXX Herbicide with COC or MSO is recommended for burndown of labeled weeds 3" or less in height. When weeds are greater than 3" in

(continued)

4.0625"

COPY AREA

COPY AREA

7.375"

7.75"

COPY AREA

7.375"

4.50"

height or weeds not controlled by BALANCE FLEXX Herbicide are present, the addition of a burndown herbicide (e.g., Diflexx® Herbicide, Gramoxone®/ paraquat, glyphosate, Liberty® 280 SL Herbicide, or 2,4-D) is recommended. If giant ragweed, common cocklebur, henbit, Pennsylvania smartweed, or purple deadnettle are present at the time of application, the addition of atrazine will improve control. Observe directions for use and precautions and restrictions on the label of the burndown herbicide. When mixing with liquid nitrogen fertilizer or certain glyphosate formulations, substitute a non-ionic surfactant for crop oil concentrate.

Preemergence

Apply BALANCE FLEXX Herbicide during planting (behind the planter after furrow closure) or after planting but before weeds or crop emerge. Failure to thoroughly close and firm the seed furrow may allow herbicide to directly contact the seed which can cause injury.

Early Postemergence

BALANCE FLEXX Herbicide, alone or in tank mixture with atrazine, may be applied to corn from spiking through the 2 leaf-collar growth stage (V2, the first leaf has a rounded tip). BALANCE FLEXX Herbicide may not provide control of emerged weeds larger than a 1 true leaf stage. Tank-mixtures with other herbicides or adjuvants are not recommended for early postemergence applications of BALANCE FLEXX Herbicide as crop response symptoms including bleaching, leave edge necrosis, and stunting may result. **Do Not** use COC, MSO, or a loaded glyphosate formulation with BALANCE FLEXX Herbicide applied to emerged field corn.

Early postemergence applications of BALANCE FLEXX Herbicide should be made in water as the carrier. Sprayable fluid fertilizer as an herbicide carrier for early postemergence applications in corn can typically cause corn injury up to and including tissue burn (necrosis). Sprayable fluid fertilizer as a carrier is not recommended for use with BALANCE FLEXX Herbicide after crop emergence unless typical fertilizer burn symptoms on the crop are acceptable.

Do Not apply tank-mixes of BALANCE FLEXX Herbicide with organophosphate or carbamate insecticides to emerged corn. Foliar applications of an organophosphate or carbamate insecticides should not be made within 7 days of an application of BALANCE FLEXX Herbicide or crop injury may result.

TANK MIX INSTRUCTIONS

BALANCE FLEXX Herbicide may be used in tank mixture with other herbicides for improved control of certain broadleaf and grass weeds in corn. Preplant/preemergence/early postemergence tank mixtures with BALANCE FLEXX Herbicide include but are not limited to those listed. Refer to and follow all parts of the label of each tank-mix partner.

Tank-mix combinations may be used in either conventional, conservation tillage, or no-till cropping systems and applied at the same timings as BALANCE FLEXX Herbicide unless otherwise specified in the tank mix label.

Multiple tank mixtures are allowed unless otherwise specified by the respective product labels. Check all tank-mix product labels for proper rates and compatibilities for multiple tank-mixes.

Possible Preplant/Preemergence Tank Mix Partners for Additional Weed Control – Not Containing A Triazine Herbicide

Anthem®	Glyphosate ¹	Prowl® 3.3 EC	Zidua®
Breakfree®	Harness®	Prowl® H2O	2,4-D
Degree®	Liberty® 280 Herbicide	Sharpen®	
Diflexx® Herbicide	Micro-Tech®	Surpass®	
Dual Magnum®/ Dual II Magnum®	Outlook®	Topnotch®	

¹ Including Roundup® and Touchdown® branded product.

4.0625"
COPY AREA

7.75"

4.50"

Possible Preplant/Preemergence Tank Mix Partners for Additional Weed Control – Containing A Triazine Herbicide

Anthem® ATZ	Breakfree® ATZ Lite	G-Max™ Lite	Keystone®
Atrazine (including Aatrex® branded products)	Bullet®	Guardsman® Max	Keystone® LA Herbicide
Bicep Lite II Magnum® / Bicep II Magnum®	Degree Xtra®	Harness® Xtra	Lariat®
Breakfree® ATZ	Fultime®	Harness® Xtra 5.6L	Simazine/Princep

Possible Early Postemergence¹ Tank Mix Partners For Additional Weed Control

Atrazine (including Aatrex® branded products)	DiFlexx® Herbicide
¹ See instructions in APPLICATION TIMING section of this label for early postemergence tank mixtures, adjuvants and carrier solutions for directions on the use of tank mixtures with BALANCE FLEXX Herbicide after crop emergence.	

SEQUENTIAL APPLICATION INSTRUCTIONS

BALANCE FLEXX Herbicide is recommended as the first herbicide applied in an integrated weed control program that includes sequential postemergence herbicide applications. Sequential herbicide applications either before or following BALANCE FLEXX Herbicide treatments may be used to control additional weeds. Herbicides to use sequentially with BALANCE FLEXX Herbicide treatments include but are not limited to those listed. Refer to all parts of the individual product labels of herbicides used in sequence with BALANCE FLEXX Herbicide.

Possible Sequential Herbicide Applications For Additional Weed Control

Capreno® Herbicide	DiFlexx® Herbicide	Liberty® 280 Herbicide (LibertyLink traited corn only)
Dicamba-containing herbicides (Status, Banvel, etc.)	Glyphosate [including Roundup® and Touchdown® branded products (Roundup Ready traited corn only)]	Laudis® Herbicide
If BALANCE FLEXX Herbicide has been applied preplant/preemergence and use of a HPPD herbicide (Laudis, Callisto, Armezon, Impact, etc.) is planned as a sequential postemergence application, always tankmix the postemergence HPPD herbicide with an additional effective mode of action herbicide(s).		

PRECAUTIONS FOR USE

- **Planting depth:** Corn seed should be planted a minimum of 1 1/2 inches deep and must be completely covered with soil and furrow firmed or reduced crop stand or injury may occur.
- **Effect of variable soils on use rate:** The proper use rate of BALANCE FLEXX Herbicide is affected by several soil factors, including soil texture, organic matter, and soil pH. Soils which contain variations in one or more of these factors in a given area are termed variable soils and may be more likely to incur localized corn injury symptoms from an application of BALANCE FLEXX Herbicide. Characteristics of localized soil variants that are more likely to incur injury are a more coarse soil texture, a lower organic matter and/or a higher pH (alkaline/calcareous soil) than other areas of the same field and include, among others, clay knolls, eroded hill sides, and terracing with scraped exposed subsoil. The user is responsible for selecting the rate of BALANCE FLEXX Herbicide that is appropriate for all soils in the area of application.

(continued)

4.0625"

COPY AREA

COPY AREA

7.375"

7.75"

COPY AREA

7.375"

4.50"

- **Effect of adverse weather:** Following an application of BALANCE FLEXX Herbicide, extended periods of cool/cold, wet conditions (cool/cold daytime/ nighttime temperatures, saturated soil conditions, recurring rainfall events, etc.) during corn seed germination and/or early crop development period may result in temporary crop injury. Injury symptoms may appear as leaf tissue bleaching (whitening) and/or crop stunting. Corn plants usually recover from this injury without affecting yield.
- **Corn hybrids and certain male pollinators:** Corn hybrids and certain male pollinators within blended corn varieties vary in their response to BALANCE FLEXX Herbicide. Not all hybrids or male pollinators within blended corn varieties have been tested for sensitivity to BALANCE FLEXX Herbicide. You should consult with your seed provider, your local Bayer CropScience representative, and/or other knowledgeable agricultural professionals for advice on hybrids or varieties containing male pollinator lines before applying BALANCE FLEXX Herbicide. If the tolerance of a hybrid or variety containing a male pollinator line is not known, you should apply BALANCE FLEXX Herbicide to a small area to first determine if the hybrid is tolerant prior to spraying large acreages of that hybrid.

RESTRICTIONS FOR USE

- Do not apply more than 6.0 fluid ounces per acre of BALANCE FLEXX Herbicide per 365-day period or exceed the maximum labeled rate for any given soil type.
- In corn, do not exceed from all sources 0.094 pounds per acre of isoxaflutole per 365-day period.
- In corn, do not exceed from all sources 0.20 pounds per acre of Cyprosulfamide per 365-day period.
- Do not apply tank-mixes of BALANCE FLEXX Herbicide with organophosphate or carbamate insecticides to emerged corn. Foliar applications of an organophosphate or carbamate insecticides should not be made within 7 days of an application of BALANCE FLEXX Herbicide or crop injury may result.
- Harvest of corn forage is permitted at 45 days or more after an early postemergence treatment of BALANCE FLEXX Herbicide.

STORAGE AND DISPOSAL

Do not contaminate water, food, or feed by storage or disposal.

Pesticide storage

Store in original container away from feed and food. Store in cool, dry area. Do not store in direct sunlight. Do not allow prolonged storage in temperatures that exceed 105°F (40°C) or in temperatures that fall below 14°F (-10°C).

Pesticide disposal

To avoid wastes, use all material in this container by application according to label directions. If wastes cannot be avoided, offer remaining product to a waste facility or pesticide disposal program (often such programs are run by state or local governments or by industry).

Container handling

Rigid, Non-refillable containers (equal to or less than 5 gallons)

Non-refillable container. Do not reuse or refill this container. Offer for recycling, if available. Triple rinse or pressure rinse container (or equivalent) promptly after emptying. Triple rinse as follows: Empty the remaining contents into application equipment or a mix tank and drain for 10 seconds after the flow begins to drip. Fill the container 1/4 full with water and recap. Shake for 10 seconds. Pour rinsate into application equipment or a mix tank or store rinsate for later use or disposal. Drain for 10 seconds after the flow begins to drip. Repeat this procedure two more times.

(continued)

4.0625"
COPY AREA

COPY AREA

7.375"

4.50"

Pressure rinse as follows: Empty the remaining contents into application equipment or a mix tank and continue to drain for 10 seconds after the flow begins to drip. Hold container upside down over application equipment or mix tank or collect rinsate for later use or disposal. Insert pressure rinsing nozzle in the side of the container, and rinse at about 40 PSI for at least 30 seconds. Drain for 10 seconds after the flow begins to drip.

Once container is rinsed, offer for recycling if available or puncture and dispose of in a sanitary landfill.

Rigid Non-refillable containers (greater than 5 gallons or 50 lbs)

Non-refillable Containers

Non-refillable containers - Do not reuse or refill this container. Refer to Bottom Discharge IBC information as follows.

Bottom Discharge IBC (e.g. – Schuetz Caged IBC or Snyder Square Stackable)

Pressure rinsing the container before final disposal is the responsibility of the person disposing of the container. To pressure rinse the container before final disposal, empty the remaining contents from the IBC into application equipment or mix tank. Raise the bottom of the IBC by 1.5 inches on the side which is opposite of the bottom discharge valve to promote more complete product removal. Completely remove the top lid of the IBC. Use water pressurized to at least 40 PSI to rinse all interior portions. Continuously pump or drain rinsate into application equipment or rinsate collection system while pressure rinsing. Continue pressure rinsing for 2 minutes or until rinsate becomes clear. Replace the lid and close bottom valve.

Once container is rinsed, offer for recycling if available or puncture and dispose of in a sanitary landfill.

Autumn™ Super WDG Herbicide, Balance® Flexx Herbicide, Capreno® Herbicide, Diflexx® Herbicide, Laudis® Herbicide, and Liberty® 280 Herbicide are registered trademarks of Bayer CropScience.

Aatrex® branded products, Bicep II Magnum®, Bicep Lite II Magnum®, Callisto®, Dual II Magnum®, Dual Magnum®, and Gramoxone® are registered trademarks of a Syngenta Group Company.

Fultime®, Keystone®, Keystone® LA and Surpass®, TopNotch® are trademarks of Dow AgroSciences.

Bullet®, Degree®, Degree® Xtra, Harness®, Harness® Extra, Lariat®, Micro-Tech®, are registered trademarks of Monsanto Company.

Armezon®, G-Max Lite™, Guardsman Max®, Outlook®, Prowl®3.3 EC, Prowl®H20, Sharpen®, and Status®, and Zidua® are registered trademarks of BASF Corporation.

Breakfree®, Breakfree® ATZ, Breakfree® ATZ Lite are registered trademarks of E.I. DuPont de Nemours & Co.

Impact® is a registered trademark of AMVAC.

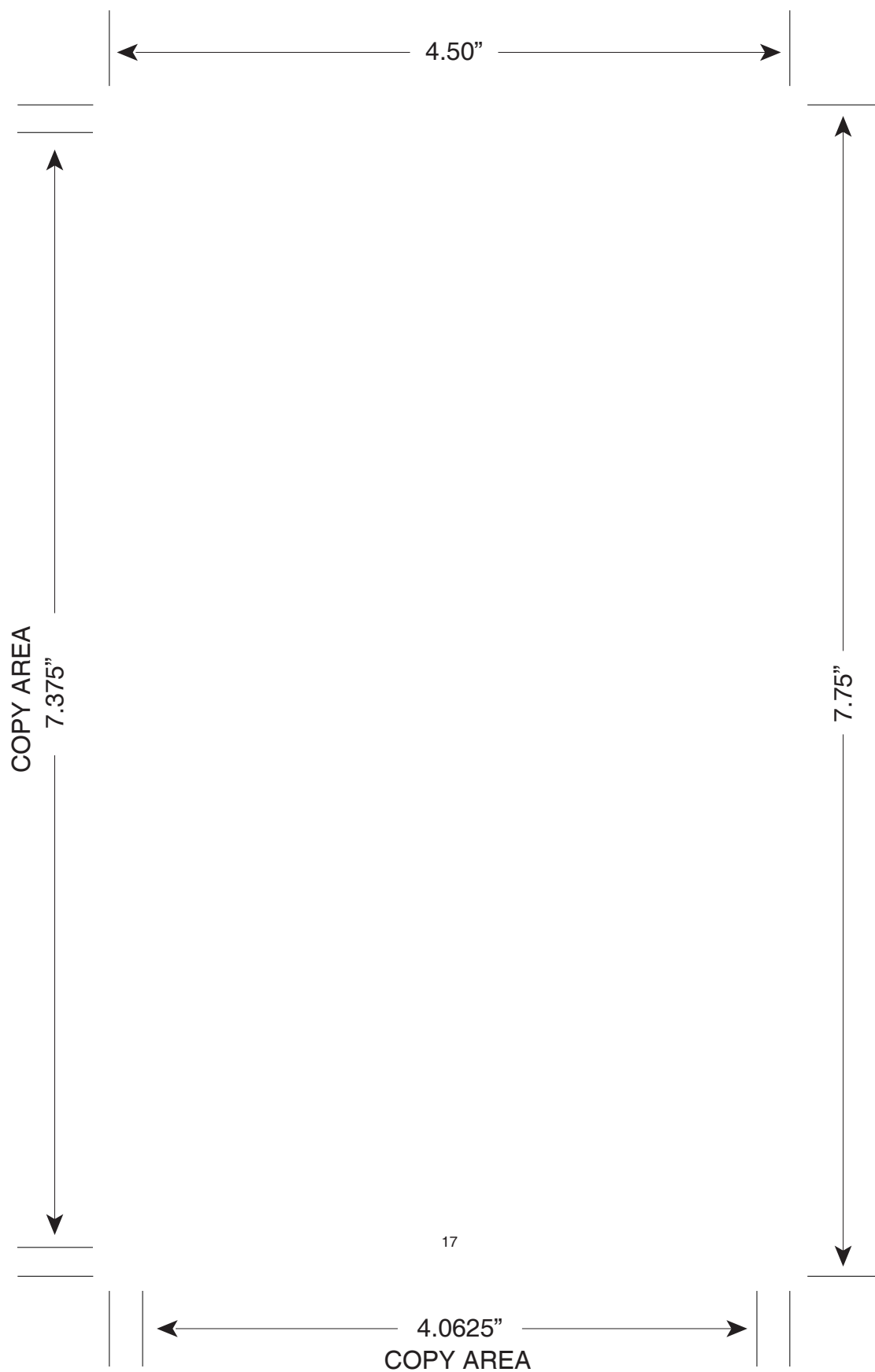
Banvel® is a registered trademark of Arysta Life Sciences North America LLC.

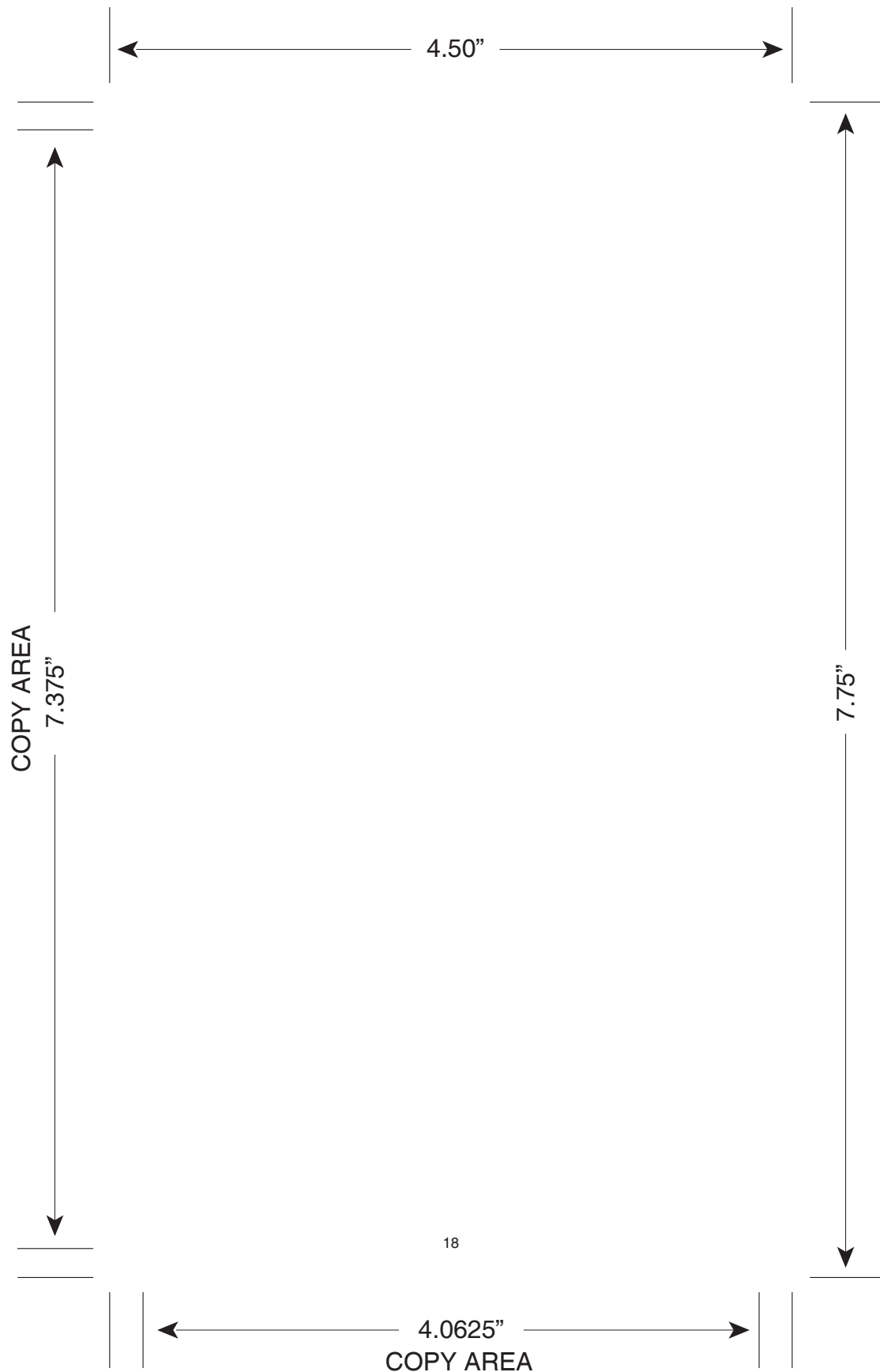
Anthem® and Anthem®ATZ are registered trademarks of FMC Corporation.

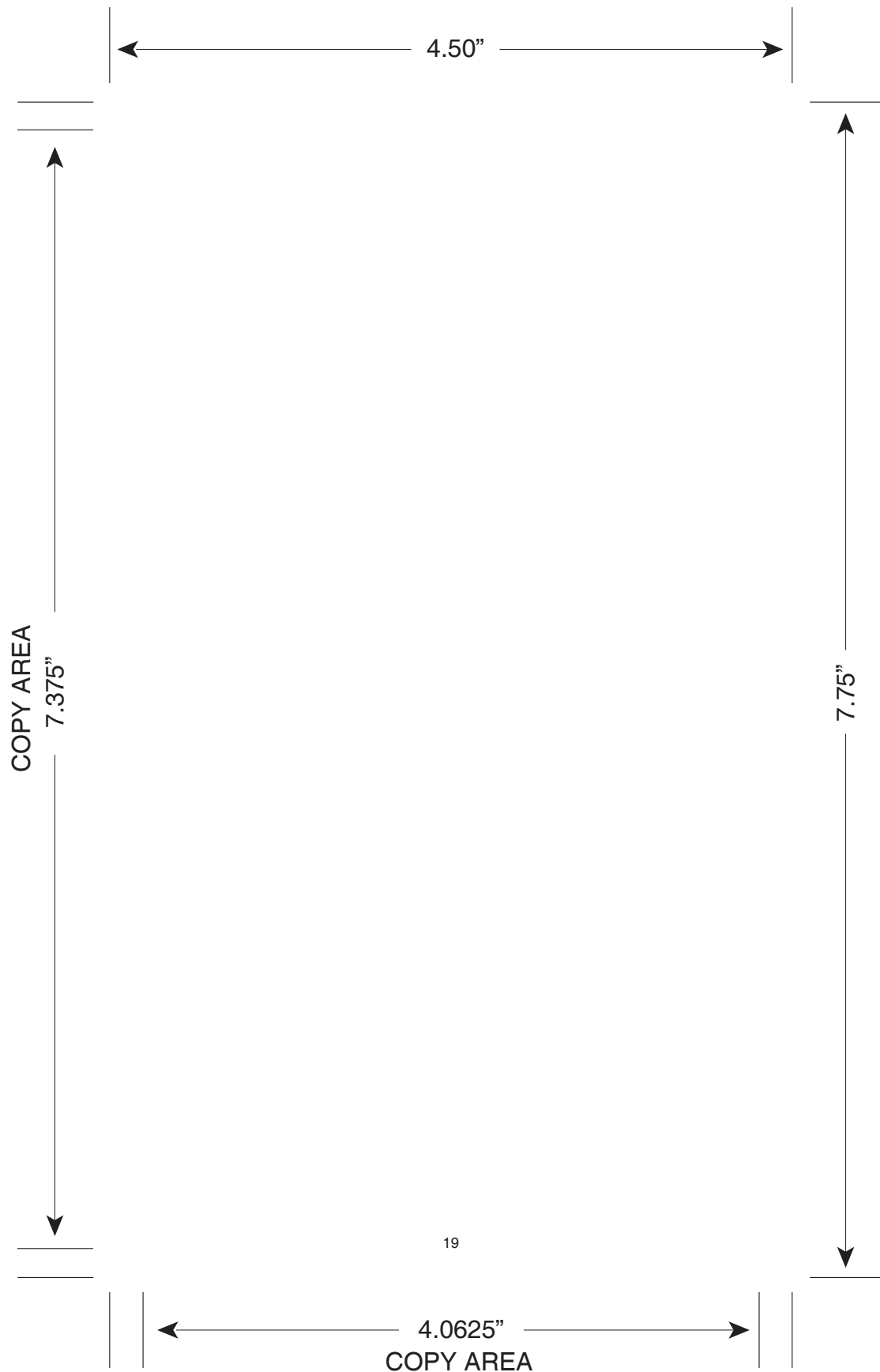
7.75"

Bayer

4.0625"
COPY AREA







BASE LABEL

5.50"

RESTRICTED USE PESTICIDE

May injure (phytotoxic) susceptible non-target plants.
For retail sale to and use only by certified applicators or persons under their direct supervision and only for those uses covered by the Certified Applicator's certification. Commercial and certified applicators must ensure that all persons involved in these activities are informed of the precautionary statements.

BALANCE® FLEXX Herbicide

GROUP 27 HERBICIDE

For: Weed control in field corn, seed corn and corn grown for silage in the states of: AR, AL, CO, DE, GA, IL, IN, IA, KS, KY, LA, MI, MN, MO, MS, MT, NE, NJ, NM, NC, ND, OH, OK, PA, SC, SD, TN, TX, VA, WI, and WY.

In the states of CO, DE, KS, MD, MO, NJ, NM, SD, and WV use is only allowed under 24c registrations. A current 24c label must be in the possession of the user at the time of the pesticide application.

In the state of MN use is only allowed in accordance with the Minnesota Product Bulletin.

In the state of WI use is only allowed in accordance with the Wisconsin Product Bulletin.

ACTIVE INGREDIENT:

Isoxaflutole [5-cyclopropyl-4-(2-methylsulfonyl-4-trifluoromethylbenzoyl) isoxazole]20.00%
OTHER INGREDIENTS:80.00%
TOTAL: 100.00%

Contains 2.00 pounds active ingredient per U.S. gallon

EPA Reg. No. 264-1067

KEEP OUT OF REACH OF CHILDREN CAUTION

For **MEDICAL** and **TRANSPORTATION** Emergencies
ONLY Call 24 Hours a Day 1-800-334-7577
For **PRODUCT USE** Information Call 1-866-99BAYER
(1-866-992-2937)

See additional precautionary statements and directions for use on label.

FIRST AID

If swallowed:	<ul style="list-style-type: none"> • Immediately call a poison control center or doctor for treatment advice. • Do not induce vomiting unless told to do so by a poison control center or doctor. • Have person sip a glass of water if able to swallow. • Do not give anything to an unconscious person.
If in eyes:	<ul style="list-style-type: none"> • Hold eye open and rinse slowly and gently with water for 15-20 minutes. • Remove contact lenses, if present, after the first 5 minutes, then continue rinsing. • Call a physician if irritation persists.
If on skin:	<ul style="list-style-type: none"> • Take off contaminated clothing. • Rinse skin immediately with plenty of water for 15-20 minutes. • Call a poison control center or doctor for treatment advice.

In case of emergency, call the toll-free Bayer CropScience Emergency Response telephone number: 1-800-334-7577.

Have a product container or label with you when calling a poison control center or doctor, or going for treatment.

Note to Physician: No specific antidote is available. All treatments should be based on observed signs and symptoms of distress in the patient. Overexposure to materials other than this product may have occurred.

PRECAUTIONARY STATEMENTS

HAZARDS TO HUMANS AND DOMESTIC ANIMALS

- CAUTION**
- Harmful if swallowed or absorbed through the skin.
 - Causes moderate eye irritation.
 - Avoid contact with skin, eyes or clothing.
 - Wash thoroughly with soap and water after handling.

STORAGE AND DISPOSAL

Do not contaminate water, food, or feed by storage or disposal.

Pesticide storage

Store in original container away from feed and food. Store in cool, dry area. Do not store in direct sunlight. Do not allow prolonged storage in temperatures that exceed 105°F (40°C) or in temperatures that fall below 14°F (-10°C).

Pesticide disposal

To avoid wastes, use all material in this container by application according to label directions. If wastes cannot be avoided, offer remaining product to a waste facility or pesticide disposal program (often such programs are run by state or local governments or by industry).

Container handling

Rigid, Non-refillable containers (equal to or less than 5 gallons)

Non-refillable container. Do not reuse or refill this container. Offer for recycling, if available. Triple rinse or pressure rinse container (or equivalent) promptly after emptying. Triple rinse as follows: Empty the remaining contents into application equipment or a mix tank and drain for 10 seconds after the flow begins to drip. Fill the container 1/4 full with water and recap. Shake for 10 seconds. Pour rinsate into application equipment or a mix tank or store rinsate for later use or disposal. Drain for 10 seconds after the flow begins to drip. Repeat this procedure two more times.

Pressure rinse as follows: Empty the remaining contents into application equipment or a mix tank and continue to drain for 10 seconds after the flow begins to drip. Hold container upside down over application equipment or mix tank or collect rinsate for later use or disposal. Insert pressure rinsing nozzle in the side of the container, and rinse at about 40 PSI for at least 30 seconds. Drain for 10 seconds after the flow begins to drip.

Once container is rinsed, offer for recycling if available or puncture and dispose of in a sanitary landfill.

Bayer CropScience LP
800 N. Lindbergh Blvd.
St. Louis, MO 63167
BALANCE is a registered trademark of Bayer.
©2019 Bayer CropScience
US61380351F 170316Ev2 01/19

NET CONTENTS: 2 1/2 GALLONS

COPY AREA
7.50"



7.75"

0.875"

4.125"

0.50"

COPY AREA