

**GROUP 4 HERBICIDE**



**ACTIVES**  
*Herbicide*



**WILBUR-ELLIS**<sup>®</sup>  
Ideas to Grow With

# BASE CAMP<sup>®</sup>

## AMINE 4

### Broadleaf Herbicide

THE 2,4-D AMINE WEED KILLER

FOR CONTROL OF MANY BROADLEAF WEEDS IN ASPARAGUS, CEREAL GRAINS (WHEAT, BARLEY, MILLET, OATS AND RYE), CORN (FIELD CORN, POPCORN AND SWEET CORN), FALLOWLAND AND CROP STUBBLE, ORCHARD FLOOR (APPLE, PEAR, STONE FRUIT AND NUT) RICE, SORGHUM, SOYBEANS (Preplant Burndown Only), STRAWBERRIES, SUGARCANE, FORESTS, RANGELAND AND ESTABLISHED GRASS PASTURES (Including Conservation Reserve Programs (CRP) Acres), IN NON-CROP AREAS INCLUDING LAWNS, ORNAMENTAL TURF, DRAINAGE DITCHBANKS, FENCE ROWS, RIGHTS-OF-WAY. ALSO FOR AQUATIC WEED CONTROL, CONTROL OF TREES BY INJECTION, AND TANK MIXES.

**ACTIVE INGREDIENT:**

2,4-Dichlorophenoxyacetic acid, dimethylamine salt\* .....46.8%

**OTHER INGREDIENTS:** .....53.2%

**TOTAL:** ..... 100.0%

\* 2,4-Dichlorophenoxyacetic acid equivalent 38.9% by weight or 3.8 pounds per gallon.

Isomer specific by AOAC method No. 978.05

EPA REG. NO. 71368-1-2935

EPA EST. NO. 228-IL-1

## KEEP OUT OF REACH OF CHILDREN

# DANGER / PELIGRO

PRECAUCION AL USUARIO: Si usted no entiende la etiqueta, busque a alguien para que se la explique a usted en detalle. (If you do not understand the label, find someone to explain it to you in detail.)

For Chemical Spill, Leak, Fire, or Exposure, Call CHEMTREC (800) 424-9300.

For Medical Emergencies Only, Call (877) 325-1840.

**SEE INSIDE BOOKLET FOR FIRST AID AND ADDITIONAL PRECAUTIONARY STATEMENTS.**

Manufactured for: **WILBUR-ELLIS COMPANY LLC**  
PO BOX 16458 • FRESNO CA 93756

# NET CONTENTS: 2.5 GALLONS (9.46 Liters)

<b>FIRST AID</b>	
<b>IF IN EYES</b>	<ul style="list-style-type: none"> <li>• Hold eye open and rinse slowly and gently with water for 15 to 20 minutes.</li> <li>• Remove contact lenses, if present, after the first 5 minutes, then continue rinsing eye.</li> <li>• Call a poison control center or doctor for treatment advice.</li> </ul>
<b>IF SWALLOWED</b>	<ul style="list-style-type: none"> <li>• Call a poison control center or doctor immediately for treatment advice.</li> <li>• Have person sip a glass of water if able to swallow.</li> <li>• Do not induce vomiting unless told to do so by the poison control center or doctor.</li> <li>• Do not give anything by mouth to an unconscious person.</li> </ul>
<b>IF ON SKIN OR CLOTHING</b>	<ul style="list-style-type: none"> <li>• Take off contaminated clothing.</li> <li>• Rinse skin immediately with plenty of water for 15 to 20 minutes.</li> <li>• Call a poison control center or doctor for treatment advice.</li> </ul>
<b>HOT LINE NUMBER</b>	
Have the product container or label with you when calling a poison control center or doctor, or going for treatment. You may also contact 1-877-325-1840 for emergency medical treatment information.	
<b>NOTE TO PHYSICIANS</b>	
This product contains a phenoxy herbicidal chemical. There is no specific antidote. All treatments should be based on observed signs and symptoms of distress in the patient. Probable mucosal damage may contraindicate the use of gastric lavage. Overexposure to materials other than this product may have occurred.	

## PRECAUTIONARY STATEMENTS HAZARDS TO HUMANS AND DOMESTIC ANIMALS DANGER / PELIGRO

Corrosive. Causes irreversible eye damage. Harmful if swallowed. Do not get in eyes, on skin or on clothing.

### PERSONAL PROTECTIVE EQUIPMENT (PPE):

Some of the materials that are chemical-resistant to this product are listed below. If you want more options, follow the instructions for category A on an EPA chemical-resistance category selection chart.

#### All mixers, loaders, applicators, and other handlers must wear:

- long-sleeved shirt and long pants,
- shoes and socks, plus
- chemical-resistant gloves including barrier laminate, butyl rubber, nitrile rubber, or Viton, when applying with any handheld nozzle or equipment, mixing loading, cleaning up spills or equipment, or otherwise exposed to the concentrate.
- chemical-resistant apron when mixing or loading, cleaning up spills or equipment, or otherwise exposed to the concentrate, and
- protective eyewear.

See engineering controls for additional requirements.

Follow manufacturer's instructions for cleaning/maintaining PPE. If no such instructions for washables exist, use detergent and hot water. Keep and wash PPE separately from other laundry.

#### ENGINEERING CONTROLS STATEMENTS:

When handlers use closed systems, enclosed cabs, or aircraft in a manner that meets the requirements listed in the Worker Protection Standard (WPS) for agricultural pesticides [40 CFR 170.240(d) (4-6)], the handler PPE (personal protective equipment) may be reduced or modified as specified in the WPS. Pilots must use an enclosed cockpit that meets the requirements listed in the WPS for agricultural pesticides [40 CFR 170.240(d)(6)].

### USER SAFETY RECOMMENDATIONS

#### Users Should:

- Wash hands before eating, drinking, chewing gum, using tobacco or using the toilet.
- Remove clothing/PPE immediately if pesticide gets inside. Then wash thoroughly and put on clean clothing. If pesticide gets on skin, wash immediately with soap and water.
- Remove PPE immediately after handling this product. Wash the outside of gloves before removing. As soon as possible, wash thoroughly and change into clean clothing.

### ENVIRONMENTAL HAZARDS

This pesticide is toxic to fish and aquatic invertebrates and may adversely affect non-target plants.

**For Terrestrial Uses:** Do not apply directly to water, or to areas where surface water is present, or to intertidal areas below the mean high water mark. Drift and runoff may be hazardous to aquatic organisms in water adjacent to treated areas. Do not contaminate water when disposing of equipment washwater or rinsate.

This product contains a chemical with properties and characteristics associated with chemicals detected in groundwater. The use of this chemical in areas where soils are permeable, particularly where the water table is shallow, may result in groundwater contamination. Application around a cistern or well may result in contamination of drinking water or groundwater.

**For Aquatic Uses:** Fish breathe dissolved oxygen in the water and decaying weeds also use oxygen. When treating continuous, dense weed masses, it may be appropriate to treat only part of the infestation at a time. For example, apply the product in lanes separated by untreated strips that can be treated after vegetation in treated lanes has disintegrated. During the growing season, weeds decompose in a 2 to 3 week period following treatment. Begin treatment along the shore and proceed outwards in bands to allow fish to move into untreated areas. Waters having limited and less dense weed infestations may not require partial treatments.

Do not contaminate water used for irrigation or domestic purposes (except as specifically listed on this label) especially in areas where grapes, cotton, tomatoes or other susceptible plants are grown.

Do not treat irrigation ditches in areas where water will be used to overhead (sprinkler) irrigate susceptible crops especially grapes, tomatoes, tobacco, and cotton.

Do not apply this product directly to, or permit to drift onto cotton, okra, grapes, tomatoes, fruit trees, vegetables, flowers or other desirable crop or ornamental plants which are susceptible to 2,4-D herbicide. Do not apply near susceptible plants since very small quantities of the 2,4-D will cause severe injury during the growing or dormant periods. Crops contacted by this product sprays or spray drift may be killed or suffer significant stand loss with extensive quality and yield reduction.

**MIXING AND LOADING:** Most cases of ground water contamination involving phenoxy herbicides such as 2,4-D have been associated with mixing/loading and disposal sites. Caution should be exercised when handling 2,4-D pesticides at such sites to prevent contamination of ground water supplies. Use of closed systems for mixing or transferring this pesticide will reduce the probability of spills. Placement of the mixing/loading equipment on an impervious pad to contain spills will help prevent ground water contamination.

### DIRECTIONS FOR USE

It is a violation of Federal law to use this product in a manner inconsistent with its labeling.

Read entire label before using this product.

Do not apply this product in a way that will contact workers or other persons, either directly or through drift. Only protected handlers may be in the area during application. For any requirements specific to your State or Tribe, consult the agency responsible for pesticide regulation.

### AGRICULTURAL USE REQUIREMENTS

Use this product only in accordance with its labeling and with the Worker Protection Standard, 40 CFR Part 170. This standard contains requirements for the protection of agricultural workers on farms, forests, nurseries, and greenhouses, and handlers of agricultural pesticides. It contains requirements for training, decontamination, notification, and emergency assistance. It also contains specific instructions and exceptions pertaining to the statements on this label about personal protective equipment (PPE) and restricted-entry intervals. The requirements in this box only apply to uses of this product that are covered by the Worker Protection Standard.

Do not enter or allow worker entry into treated areas during the restricted-entry interval (REI) of 48 hours.

PPE required for early entry to treated areas that is permitted under the Worker Protection Standard and that involves contact with anything that has been treated, such as plants, soil, or water is: coveralls, chemical-resistant gloves made of any water-proof material, shoes plus socks, protective eyewear.

### NON-AGRICULTURAL USE REQUIREMENTS

The requirements in this box apply to uses of this product that are NOT within the scope of the Worker Protection Standard for agricultural pesticides (40 CFR part 170). The WPS applies when this product is used to produce agricultural plants on farms, forests, nurseries, or greenhouses.

Do not enter or allow people (or pets) to enter the treated area until sprays have dried.

### USE RESTRICTIONS

Do not apply this product through any type of irrigation system. Do not use in or near a greenhouse. Do not apply this product in a way that will contact workers or other persons, either directly or through drift. Only protected handlers may be in the area during application.

### PRODUCT INFORMATION

INJURY TO CROPS FROM THIS HERBICIDE MAY OCCUR. IF YOU ARE NOT PREPARED TO ACCEPT SOME DEGREE OF CROP INJURY DO NOT USE THIS PRODUCT.

Crop varieties vary in response to 2,4-D and some are easily injured. Apply this product only to varieties known to be tolerant to 2,4-D. If you are uncertain concerning tolerant varieties or local use situations that may affect crop tolerance to 2,4-D, consult your seed company, State Agricultural Extension Service or qualified crop consultant for advice. Be sure that use of this product conforms to all applicable laws, rules and regulations. Certain states have restrictions pertaining to application distances from susceptible crops. The applicator should become familiar with these laws, rules or regulations and follow them exactly.

### WEED RESISTANCE

Any weed population may contain plants that are naturally resistant to 2,4-D, the active ingredient in this product, and to other herbicides with the same mode of action. ATTENTION: These resistant weed biotypes will not be controlled by this product. Consult advisors such as your local agricultural extension service for agronomic management practices to minimize the occurrence of glyphosate resistance and considerations for supplemental control measures.

#### Weed Management

To minimize the occurrence of glyphosate-resistant biotypes, observe the following general weed management practices:

- Scout application site before and after herbicide applications.
- Start with a clean application site, using either a burndown herbicide application or tillage.
- Control weeds early when they are relatively small.
- Add other herbicides (e.g. a selective and/or a residual herbicide) and cultural practices (e.g. tillage or crop rotation) where appropriate.
- Utilize the specified label rate for the most difficult to control weed in your field. Avoid tank mixtures with other herbicides that reduce this product's efficacy (through antagonism), or tank mixture directions that encourage application rates of this product below the label directions.
- Control weed escapes and prevent weeds from setting seeds.
- Clean equipment before moving from field to field to minimize the spread of weed seed or plant parts.
- Report any incidence of repeated non-performance of this product on a particular weed to your Nufarm representative, local retailer, or county extension agent.

#### Management of Glyphosate-Resistant Biotypes

Since the occurrence of new glyphosate-resistant weeds cannot be determined until after product use and scientific confirmation, manufacturer is not responsible for any losses that may result from the failure of this product to control glyphosate-resistant weed biotypes.

The following good agronomic practices are recommended to reduce the spread of confirmed glyphosate-resistant biotypes:

- If a naturally occurring resistant biotype is present in your application site, this product should be tank-mixed or applied sequentially with an appropriately labeled herbicide with a different mode of action to achieve control.
- Cultural and mechanical control practices (e.g. crop rotation or tillage) may also be used as appropriate.
- Scout treated application site after herbicide applications and control escaping weeds including resistant biotypes before they set seed.
- Thoroughly clean equipment before leaving fields known to contain resistant biotypes.

### MIXING INSTRUCTIONS

Add about one-half the water to the mixing tank, then add this product with agitation and finally the rest of water with continuing agitation.

**NOTE:** Adding oil, wetting agent, or other surfactants to the spray may increase effectiveness on weeds but also may reduce selectivity to crops, resulting in crop damage.

### COMPATIBILITY

If this product is to be tank mixed with fertilizers or with other pesticides, compatibility should be tested prior to mixing. To test for compatibility, use a small container and mix a small amount (0.5 to 1 quart) of spray, combining all ingredients in the same ratio as the anticipated use. If any indications of physical incompatibility develop, do not use this mixture for spraying. Indications of incompatibility usually will appear within 5 to 15 minutes after mixing.

Read and follow all directions and precautions on this label and on the labels of any products for which a tank mixture is being considered.

### APPLICATION PROCEDURES

Apply by air or ground equipment in sufficient gallonage to obtain adequate coverage, except as otherwise directed on this label. Use 2 or more gallons of water per acre for aerial application and 10 or more gallons of water per acre for ground application.

### SPRAY DRIFT MANAGEMENT

A variety of factors including weather conditions (e.g., wind direction, wind speed, temperature, relative humidity) and method of application (e.g., ground, aerial, airblast) can influence pesticide drift. The applicator must evaluate all factors and make appropriate adjustments when applying this product.

#### Droplet Size

When applying sprays that contain 2,4-D as the sole active ingredient, or when applying sprays that contain 2,4-D mixed with active ingredients that require a Coarse or coarser spray, apply only as a Coarse or coarser spray (ASAE standard 572) or a volume mean diameter of 385 microns or greater for spinning atomizer nozzles.

When applying sprays that contain 2,4-D mixed with other active ingredients that require a Medium or more fine spray, apply only as a Medium or coarser spray (ASAE standard 572) or a volume mean diameter of 300 microns or greater for spinning atomizer nozzles.

#### Wind Speed

Do not apply at wind speeds greater than 15 mph. Only apply this product if the wind direction favors on-target deposition and there are not sensitive areas (including, but not limited to, residential areas, bodies of water, known habitat for nontarget species, nontarget crops) within 250 feet downwind. If applying a Medium spray, leave one swath unsprayed at the downwind edge of the treated field.

#### Temperature Inversions

If applying at wind speeds less than 3 mph, the applicator must determine if: a) conditions of temperature inversion exist, or b) stable atmospheric conditions exist at or below nozzle height. Do not make applications into areas of temperature inversions or stable atmospheric conditions.

#### Susceptible Plants

Do not apply under circumstances where spray drift may occur to food, forage, or other plantings that might be damaged or crops thereof rendered unfit for sale, use or consumption. Susceptible crops include, but are not limited to, cotton, okra, flowers, grapes (in growing stage), fruit trees (foliage), soybeans (vegetative stage), ornamentals, sunflowers, tomatoes, beans, and other vegetables, or tobacco. Small amounts of spray drift that might not be visible may injure susceptible broadleaf plants.

#### Other State and Local Requirements

Applicators must follow all state and local pesticide drift requirements regarding application of 2,4-D herbicides. Where states have more stringent regulations, they must be observed.

#### Equipment

All aerial and ground application equipment must be properly maintained and calibrated using appropriate carriers or surrogates.

#### Additional requirements for aerial applications:

The boom length must not exceed 75% of the wingspan or 90% of the rotor blade diameter.

Release spray at the lowest height consistent with efficacy and flight safety. Do not release spray at a height greater than 10 feet above the crop canopy unless a greater height is required for aircraft safety. This requirement does not apply to forestry or rights-of-way applications.

When applications are made with a crosswind, the swath will be displaced downwind. The applicator must compensate for this by adjusting the path of the aircraft upwind.

#### Additional requirements for ground boom application:

Do not apply with a nozzle height greater than 4 feet above the crop canopy.

### SMALL QUANTITY DILUTION TABLE

To spray small areas use the following dilution table.

If Dosage on Label Shows Following Rate Per Acre	Use this Amount for each Gallon of Water Per 1,000 Square Feet
2 Pints (1 quart)	0.72 ounces (4.3 teaspoons)
4 Pints (2 quarts)	1.4 ounces (2.8 tablespoons)
6 Pints (3 quarts)	2.2 ounces (4.4 tablespoons)

## SPOT TREATMENTS

To prevent misapplication, spot treatments should be applied with a calibrated boom or with hand sprayers using a fixed spray volume per 1,000 sq ft as indicated below.

**Hand-Held Sprayers:** Hand-held sprayers may be used for spot applications of this product. Apply the spray uniformly and at a rate equivalent to a broadcast application. Application rates in the table are based on the application rate for an area of 1,000 sq ft. Mix the amount of this product (fl oz or ml) corresponding to the desired broadcast rate in 1 to 3 gallons of spray. To calculate the amount of this product required for larger areas, multiply the table value (fl oz or ml) by the thousands of sq ft to be treated. An area of 1000 sq ft is approximately 10.5 x 10.5 yards (strides) in size.

### Rate Conversion Table for Spot Treatment:

Label Broadcast Rate (pints per acre)							
1/2	2/3	3/4	1	2	3	4	8
Equivalent Amount of BASE CAMP AMINE 4 per 1000 sq ft							
1.5 fl oz* (5.5 ml)	1.4 fl oz (7.3 ml)	1/3 fl oz (8.3 ml)	3.8 fl oz (11 ml)	3/4 fl oz (22 ml)	1 fl oz (33 ml)	1-1/2 fl oz (44 ml)	3 fl oz (88 ml)

\* Conversion factors: 1 pt - 16 fl oz; 1 fl oz = 29.6 (30) ml

**Band Application:** BASE CAMP AMINE 4 may be applied as a band treatment. Use the formulas below to determine the appropriate rate and volume per treated area.

Band width in inches X Broadcast rate per acre = Brand rate per treated acre  
Row width in inches

Band width in inches X Broadcast volume per acre = Brand volume per treated acre  
Row width in inches

## WEED LIST

### Annual or Biennial Weeds

Beggarticks (1)	Knotweed (1)	Radish, wild
Bittercress, smallflowered (3)	Kochia	Ragweed, common
Bitterweed	Lambsquarter, common	Ragweed, giant
Broomweed, common (1)	Lettuce, prickly (1)	Rape, wild
Burdock, common	Lettuce, wild	Rocket, yellow
Buttercup, smallflowered (1)(3)	Lupines	Salsify, common (1)
Carrot, wild	Mallow, little (1)	Salsify, western (1)
Carpentweed	Mallow, Venice (1)	Shepherd's purse
Cinquefoil, common (3)	Marshelder	Sicklepod
Cinquefoil, rough (3)	Morningglory, annual	Smartweed (annual species)(1)
Cocklebur, common	Morningglory, common	Sneezeweed, bitter
Coffeeweed	Morningglory, ivy	Sowthistle, annual
Copperleaf, Virginia (1)(3)	Morningglory, woolly	Sowthistle, spiny
Croton, Texas	Mousetail (3)	Spanish needles
Croton, wooly	Mustards (except blue mustard)	Sunflower
Fleabane, rough	Parsnip, wild	Sweetclover
Flixweed	Pennycress (fanweed)	Tansy mustard
Galinsoga	Pepperweeds ( <i>Lepidium</i> spp.)(1)	Thistle, bull
Geranium, Carolina (3)	Pigweeds ( <i>Amaranthus</i> spp.) (2)	Thistle, musk(1)
Hemp, wild	Poorjoe	Thistle, Russian (tumbleweed)(1)
Horseweed (marestail) (3)	Primrose, common evening	Velvetleaf
Jewelweed	Purslane, common (3)	Vervains(1)
Jimsonweed	Pusley, Florida	Vetches

- 1- These species may require repeat applications and/or use of the higher specified rate even under ideal conditions for application.
- 2- Control of pigweeds in the High Plains area of Texas and Oklahoma may not be satisfactory with this product
- 3- This product may not be used to control this weed species in the State of California.

## WEED LIST

### Perennial Weeds

Alfalfa (1)(3)	Chicory	Ivy, ground (1)
Artichoke, Jerusalem (1)	Clover, red (1)(3)	Nettles (including stinging) (1)
Aster, many-flower (1)	Coffeeweed	Onion, wild (1)
Austrian fieldcress (1)	Cress, hoary (1)	Pennywort
Bindweed, European (1)	Dandelion	Plantains
Bindweed, field (1)	Docks (1)	Ragwort, tansy (1)
Bindweed, hedge(1)	Dogbanes (1)	Sowthistle, perennial
Blue lettuce	Eveningprimrose, cutleaf(3)	Speedwell
Blueweed, Texas	Garlic, wild (1)	Spotted catsear
Broomweed	Goldenrod (1)	Thistle, Canada (1)
Bull nettle (1)(3)	Hawkweed, orange (1)	Vervains (1)
Carrot, wild	Healall	Wormwood
Catnip	Ironweed (1)	

- 1- These species may require repeat applications and/or use of the higher specified rate even under ideal conditions for application.
- 2- Control of pigweeds in the High Plains area of Texas and Oklahoma may not be satisfactory with this product
- 3- This product may not be used to control this weed species in the State of California.

## CROP SPECIFIC USE DIRECTIONS

### ASPARAGUS

APPLICATION TIMING	AMOUNT OF BASE CAMP AMINE 4 PER ACRE	DIRECTIONS
<b>Annual, biennial and perennial broadleaf weeds</b>	3 to 4 pints	Apply in the spring on actively growing weeds. <b>Ground Application:</b> Apply in 50 to 60 gallons of water per acre. <b>Aerial Application:</b> Apply in 12 gallons of water per acre. Post harvest spraying should be only by ground application using drop nozzles to avoid spraying the fern. If asparagus spears are present, treat immediately after cutting. Spears contacted by the spray may be malformed and off-flavored. If spears are malformed by spray, cut immediately and discard.

#### RESTRICTIONS AND LIMITATIONS FOR ASPARAGUS

- Limited to two applications per crop cycle.
- Maximum of 4 pints (2.0 lb. ae) per acre per application.
- Minimum of 30 days between applications.
- **(PHI)** Do not harvest within 30 days of application.
- BASE CAMP AMINE 4 contains 3.8 pounds a.e. of 2,4-D per gallon. When tank mixing with products that contain 2,4-D, do not exceed a combined total of 4.0 pounds of a.e. per acre per year.

### APPLES, PEARS, STONE FRUIT AND NUT ORCHARDS (EXCEPT FILBERTS) (ORCHARD FLOOR)

APPLICATION TIMING	AMOUNT OF BASE CAMP AMINE 4 PER ACRE	DIRECTIONS
<b>Postemergence</b> Annual and biennial broadleaf weeds Perennial broadleaf weeds	1 to 2 pints Up to 4 pints	For application to orchard floors, use coarse, low-pressure sprays and sufficient water for thorough coverage of weeds. Apply to annual weeds when small and actively growing. Apply to perennial weeds from bud to bloom stage. Because newly established trees or young orchards are more susceptible to 2,4-D injury, apply only to orchards that are at least one year old and well-established as indicated by vigorous plant growth.

#### RESTRICTIONS AND LIMITATIONS FOR USE IN APPLES, PEARS, STONE FRUIT AND NUT ORCHARDS (EXCEPT FILBERTS)

- Do not apply to bare ground as injury may result.
- Do not apply immediately before irrigation and withhold irrigation for 2 days before and for 3 days after treatment.
- Do not allow spray to drift onto or contact foliage, fruit, stems, trunks of trees or exposed roots as injury may result.
- Do not apply to newly established or young orchards. Trees must be at least 1 year old and in vigorous condition.
- Do not apply during bloom.
- Do not graze or feed cover crops from treated orchards.
- Do not make more than 2 applications per crop cycle. Maximum of 4.2 pints (2.0 lbs. ae) per acre per application.
- For apples, pears and stone fruits, allow at least 75 days between applications.
- For tree nuts, allow at least 30 days between applications.
- Do not cut orchard floor forage for hay within 7 days of application.
- BASE CAMP AMINE 4 contains 3.8 pounds a.e. of 2,4-D per gallon. When tank mixing with products that contain 2,4-D, do not exceed a combined total of 4.0 pounds of a.e. per acre per year.
- **(PHI) Preharvest Intervals:**
  - **Apple and Pear:** Do not harvest within 14 days of application.
  - **Stone Fruit:** Do not harvest within 40 days of application.
  - **Nut Orchard and Pistachio:** Do not harvest within 60 days of application.

### FILBERTS (ORCHARD FLOOR)

WEEDS IN CROPS	AMOUNT OF BASE CAMP AMINE 4 PER ACRE	DIRECTIONS
<b>Annual broadleaf weeds</b>	2.1 pints	Apply a maximum of 2.1 pints (1.0 lb. ae) in 100 gallons of spray solution per acre.

#### RESTRICTIONS AND LIMITATIONS FOR USE IN FILBERTS

- Do not apply to bare ground as injury may result.
- Do not use on light sandy soil.
- Do not apply immediately before irrigation and withhold irrigation for 2 days before and for 3 days after treatment.
- Do not allow spray to drift onto or contact foliage, fruit, stems, trunks of trees or exposed roots as injury may result.
- Do not apply to newly established or young orchards. Trees must be at least 1 year old and in vigorous condition.
- Do not apply during bloom.
- Do not graze or feed cover crops from treated orchards.
- Do not make more than 4 applications per crop cycle. Maximum of 2.1 pints (1.0 lbs. ae) per acre per application.
- BASE CAMP AMINE 4 contains 3.8 pounds a.e. of 2,4-D per gallon. When tank mixing with products that contain 2,4-D, do not exceed a combined total of 1.0 pounds of a.e. per acre per year.
- **(PHI)** Do not harvest filberts with 45 days of application.
- Allow at least 30 days between applications.
- Do not cut orchard floor forage for hay within 7 days of application.

## CEREAL GRAINS

### (Wheat, Barley, Millet, Oats, Rye, Triticale and Teff)\*\*

CROP / APPLICATION TIMING	AMOUNT OF BASE CAMP AMINE 4 PER ACRE	DIRECTIONS
<b>Barley, Rye, Triticale, Wheat, Millet and Teff**</b> <b>Not underseeded with legumes</b> <b>Postemergence</b> Annual and biennial broadleaf weeds Perennial broadleaf weeds	1/2 to 2 pints* 1 to 2 pints*	Apply after crop is fully tillered, but before boot stage of growth (usually 4 to 8 inches tall) but not forming joints in the stem. <b>Do not apply before tillering or from early boot through the milk stage of growth.</b>
<b>Oats</b> <b>Not underseeded with legumes</b> <b>Postemergence</b> Spring Seeded Fall Seeded Southern	1/2 pint 3/4 to 1-1/2 pints*	Apply after crop is fully tillered, but before boot stage of growth (usually 4 to 8 inches tall) and weeds are small. <b>Do not apply before tillering or from early boot through the milk stage of growth.</b> <b>Do not apply during or immediately following cold weather.</b>
<b>Underseeded with legumes</b>	1/4 to 1/2 pint*	Apply after grain is 8 inches tall. <b>Do not apply before tillering or from early boot through the milk stage of growth.</b> Do not spray alfalfa or sweet clover unless the infestation is severe and injury to these legumes can be tolerated.
<b>Emergency weed control in Triticale, Wheat</b> Perennial broadleaf weeds	2.6 pints	Apply when weeds are approaching bud stage, after the grain dough stage. <b>Do not apply before tillering or from early boot through the milk stage of growth</b> The 2.6 pints per acre application can produce injury to wheat. Balance the severity of your weed problem against the possibility of crop damage. Where perennial weeds are scattered, spot treatment is suggested to minimize the extent of crop injury.
<b>Preharvest application</b>	1 pint	Apply using air or ground equipment to control weeds that could interfere with harvest, or to suppress perennial weeds. Apply when grain is in dough stage. <b>Do not apply from early boot through the milk stage of growth.</b>

\*Use the lower rate if small annual and biennial weeds are the major problem. Use the higher rate if perennial weeds or annual and biennial weeds are present which are in the hard-to-kill categories as determined by local experience. The higher rates increase the risk of grain injury and should be used only where the weed control problem justifies the grain damage risk. Do not apply this product to grain in the seedling stage.

\*\*Not for use on Teff in California.

#### RESTRICTIONS AND LIMITATIONS FOR USE ON CEREAL GRAINS

- For aerial application on grain, apply this product in 3 to 10 gallons of water per acre.
- For ground application a minimum of 10 to 15 gallons of water per acre is recommended for proper spray coverage.
- Do not feed treated straw to livestock if an emergency treatment as described above is applied.
- **(PHI)** Do not harvest within 14 days of application.
- Limit to one postemergence application per crop cycle.
- Limit to one preharvest application per crop cycle.
- **Postemergence:** Maximum of 2.6 pints (1.25 lbs. ae) per acre per application.
- **Preharvest:** Maximum of 1 pint (0.5 lb. ae) per acre per application.
- Limit to 3.6 pints product (1.75 lbs. ae) per acre per crop cycle.
- BASE CAMP AMINE 4 contains 3.8 pounds a.e. of 2,4-D per gallon. When tank mixing with products that contain 2,4-D, do not exceed a combined total of 1.75 pounds of a.e. per acre per year.



## CORN

### Field Corn, Popcorn and Sweet Corn

APPLICATION TIMING / STAGE OF GROWTH	AMOUNT OF BASE CAMP AMINE 4 PER ACRE	DIRECTIONS
<b>CORN Preplant (Burndown)</b>	1 to 2 pints	To control emerged broadleaf weed seedlings or existing cover crops prior to planting corn, apply 7 to 14 days before planting. Do not use on light, sandy soil, or where soil moisture is inadequate for normal weed growth. Use high rate for less susceptible weeds or cover crops such as alfalfa.
<b>Preemergence</b>	2 pints	Apply 3 to 5 days after planting but before corn emerges. Do not use on light, sandy soils or where soil moisture is low.
<b>Postemergence</b> Annual broadleaf weeds Perennial broadleaf weeds	1/2 to 1 pint 1 pint	Apply when weeds are small and corn is less than 8 inches tall (to top of canopy). When corn is over 8 inches tall, use drop nozzles and keep spray off foliage. Treat perennial weeds when they are in the bud to bloom stage. <b>Do not spray corn in the tassel to dough stage.</b> Corn treated with 2,4-D may become temporarily brittle. Winds or cultivation may cause stalk breakage during the period of time when the corn is brittle.
<b>Preharvest (Field Corn and Popcorn Only)</b>	Up to 3 pints	Apply after corn is in hard dough (or denting) stage. Do not apply preharvest to sweet corn.

#### CORN (FIELD CORN, POPCORN AND SWEET CORN) RESTRICTIONS

##### Field Corn and Popcorn Restrictions

- **(PHI)** Do not harvest within 7 days of application.
- **(PGI)** Do not use treated crop as fodder for 7 days following application.
- Limited to one Preplant, one Postemergence and one Preharvest application per crop cycle.
  - **Preplant or Preemergence:** Maximum of 2 pints (1.0 lb. ae) per acre.
  - **Postemergence:** Maximum of 1 pint (0.5 lb. ae) per acre.
  - **Preharvest:** Maximum of 3 pints (1.5 lbs. ae) per acre.
  - Maximum of 6 pints (3.0 lbs. ae) per acre per crop cycle.
- BASE CAMP AMINE 4 contains 3.8 pounds a.e. of 2,4-D per gallon. When tank mixing with products that contain 2,4-D, do not exceed a combined total of 3.0 pounds of a.e. per acre per year for field corn and popcorn.

##### Sweet Corn Restrictions

- **(PHI)** Do not harvest within 45 days of application.
- **(PGI)** Do not use treated crop as fodder for 7 days following application.
- Do not apply preharvest to sweet corn.
- Limited to one Preplant and one Postemergence application per crop cycle.
  - **Preplant or Preemergence:** Maximum of 2 pints (1.0 lb. ae) per acre.
  - **Postemergence:** Maximum of 1 pint (0.5 lb. ae) per acre.
  - Maximum of 3 pints (1.5 lbs. ae) per acre per crop cycle.
  - Minimum of 21 days between applications.
- BASE CAMP AMINE 4 contains 3.8 pounds a.e. of 2,4-D per gallon. When tank mixing with products that contain 2,4-D, do not exceed a combined total of 1.5 pounds of a.e. per acre per year for sweet corn.

**Precaution:** Corn hybrids vary in tolerance to 2,4-D. Apply this product only to varieties known to be 2,4-D tolerant. Consult your seed company representative or local Agricultural Experiment Station or Extension Service Weed Specialist for information on 2,4-D tolerance of corn varieties. Application of this product may cause temporary stem brittleness in corn. To avoid stem breakage, delay cultivation for 8 to 10 days following application.

## GRAPE VINEYARDS

Established at least 3 years to control Field Bindweed (Morning Glory), Canada Thistle and other 2,4-D susceptible broadleaf weeds.

APPLICATION TIMING	AMOUNT OF BASE CAMP AMINE 4 PER ACRE	DIRECTIONS
Apply when weeds are in the bud to early bloom stage and growing vigorously. Apply after shatter following bloom and before grape shoots reach the ground or during dormant season.	1.8 to 2.7 pints	Dilute in 10 to 100 gallons of water to treat one acre of ground to be sprayed. For band or spot treatment, calculate rates according to the actual portion of acre treated. Use a hooded boom and low pressure flooding nozzles to deliver coarse droplets.

### RESTRICTIONS FOR USE ON GRAPES

- For use only in California.
- The pre-harvest interval (PHI) is 100 days.
- Limited to 1 application per crop cycle.
- Maximum of 2.7 pints (1.36 lbs. ae) per acre per application.
- BASE CAMP AMINE 4 contains 3.8 pounds a.e. of 2,4-D per gallon. When tank mixing with products that contain 2,4-D, do not exceed a combined total of 1.36 pounds of a.e. per acre per year.

**Precaution:** Grapes are extremely sensitive to 2,4-D. Use a direct application so no 2,4-D contacts grape leaves and young shoots or stems

## HOPS

WEEDS IN CROPS	AMOUNT OF BASE CAMP AMINE 4 PER ACRE	DIRECTIONS
<b>Postemergence</b>	1 pint	Make directed applications to the row middles. Make up to 3 applications at 30-day intervals with the last application before harvest. Hop foliage, especially new growth, is susceptible to this product. Take care to avoid spray or drift outside target area. The use of shielded or hooded sprayers, coarse sprays and low pressure (30 psi or less) will minimize contact with foliage and plant injury.

### RESTRICTIONS AND LIMITATIONS FOR HOPS

- Limited to 3 applications per crop cycle.
- Maximum of 1 pint (0.5 lb. ae) per acre per application.
- Maximum of 3 pints (1.5 lbs. ae) per acre per crop cycle.
- Minimum of 30 days between applications.
- **(PHI)** Do not harvest within 28 days of application.
- BASE CAMP AMINE 4 contains 3.8 pounds a.e. of 2,4-D per gallon. When tank mixing with products that contain 2,4-D, do not exceed a combined total of 1.5 pounds of a.e. per acre per year.

## RED POTATOES

### (Only for Use on Red Potatoes Intended for Fresh Market)

APPLICATION TIMING	AMOUNT OF BASE CAMP AMINE 4 PER ACRE	DIRECTIONS
Postemergence	2.35 fl. oz.	<b>Red Potatoes:</b> Properly timed applications of this product generally enhance red color, aid in storage retention of red color, improve skin appearance, increase tuber set, and improve tuber size uniformity (fewer jumbos). Crop response may vary depending on variety, stress factors, and local conditions. Varieties with naturally dark red color generally benefit less from treatment.

#### PRECAUTIONS FOR USE ON RED POTATOES

- Make first application when potatoes are in the pre-bud stage (about 7 to 10 inches high) and make a second application about 10 to 14 days later.
- Consult with Agricultural Extension Service and other qualified crop advisors for local recommendations.

#### RESTRICTIONS FOR USE ON RED POTATOES

- The preharvest interval (PHI) is 45 days.
- Minimum of 10 days between applications.
- **Postemergence**
  - Limited to two postemergence application per crop cycle.
  - Maximum of 2.35 fluid ounces (0.07 lb 2,4-D ae) per acre per application.
- Apply 2.35 fluid ounces of this product per acre in 5 to 25 gallons of water using ground or aerial equipment. The specific spray volume selected should be sufficient for good coverage of plants.

## RICE

### DO NOT USE IN CALIFORNIA

APPLICATION TIMING	AMOUNT OF BASE CAMP AMINE 4 PER ACRE	DIRECTIONS
Preplant	1 to 2 pints	Apply four or more weeks prior to planting rice.
Postemergence	1 to 2-1/2 pints	Apply when rice is in the late tillering stage of development at the time of first joint development. Do not apply after panicle initiation, after rice internodes exceed one-half inch, at early seedling, early panicle, boot or heading stages. Consult local university or Agricultural Extension Service specialists for more specific information on rates and timing of application. Application rates of 2-1/2 pints per acre may be applied to handle difficult weed control problems. However, do not use the 2-1/2 pints per acre rate unless possible crop injury is acceptable.

#### RESTRICTIONS AND LIMITATIONS FOR USE IN RICE

- Do not apply more than a total of 2-1/2 pints per acre of this product to rice per growing season.
- Do not use on rice in California without an approved Supplemental Label allowing the use.
- **(PHI)** Do not harvest within 60 days of application.
- **Preplant:** Limited to 1 preplant application per crop cycle. Maximum of 2 pints (1.0 lb. ae) per acre per preplant application.
- **Postemergence:** Limited to 1 postemergence application per crop cycle. Maximum of 3 pints (1.5 lbs. ae) per acre per postemergence application.
- BASE CAMP AMINE 4 contains 3.8 pounds a.e. of 2,4-D per gallon. When tank mixing with products that contain 2,4-D, do not exceed a combined total of 1.5 pounds of a.e. per acre per year.

## WILD RICE

### (For Use In Minnesota Only)

WEEDS IN CROP	AMOUNT OF BASE CAMP AMINE 4 PER ACRE	DIRECTIONS
Common water plantain	1/2 pint	Broadcast in 4 to 10 gallons total spray volume. Apply after water plantain has emerged from the water and when wild rice is in the 1 to 2 aerial leaf to early tillering stage. Do not spray after wild rice has reached the boot stage.

#### RESTRICTIONS AND LIMITATIONS FOR USE IN WILD RICE

- For use only on wild rice grown in commercial paddies.
- Do not apply to wild rice growing in lakes, rivers or streams.
- Water that is drained out of wild rice paddies is not to be used to irrigate other crops. In order to protect federally listed endangered or threatened species, the Minnesota Department of Agriculture has a program to pre-notify landowners where pesticide applications may affect federally listed endangered or threatened species.
- Limited to 1 application per crop cycle.
- Do not apply more than 1/2 pint per acre of 2,4-D Amine 4 (0.25 lb. ae/A) per use season.
- BASE CAMP AMINE 4 contains 3.8 pounds a.e. of 2,4-D per gallon. When tank mixing with products that contain 2,4-D, do not exceed a combined total of 0.25 pounds of a.e. per acre per year.
- **(PHI)** Do not harvest within 60 days of application.

## SORGHUM

### Grain Sorghum (Milo) and Forage Sorghum

APPLICATION TIMING / STAGE OF GROWTH	AMOUNT OF BASE CAMP AMINE 4 PER ACRE	DIRECTIONS
<b>Grain Sorghum (Milo) and Forage Sorghum</b> Postemergence Crop 6 – 8 inches tall	1/2 to 1-1/2 pints	Apply when sorghum is 6 to 15 inches tall. If sorghum is taller than 8 inches to top of the canopy, use drop nozzles and keep spray off the foliage.
Crop 8 – 15 inches tall (Direct Spray Only)	3/4 to 1-1/2 pints	

**Use Precautions:** Temporary crop injury can be expected under conditions of high soil moisture and high air temperatures. If it is necessary to apply BASE CAMP AMINE 4 under these conditions, use no more than 2/3 pint per acre. Sorghum hybrids vary in 2,4-D tolerance. Apply only to varieties known to be tolerant to 2,4-D. Consult your seed company representative or local agricultural experiment station or Extension Service Weed Specialist for information on 2,4-D tolerance of sorghum varieties.

#### RESTRICTIONS AND LIMITATIONS FOR SORGHUM

- Do not forage or feed fodder for 7 days following application.
- Do not permit meat or dairy animals to consume treated crop as fodder or forage for 30 days following application.
- Do not use with oil or other adjuvants.
- Do not treat during boot, flowering or dough stage.
- Limited to one Postemergence application per crop cycle.
- **Postemergence:** Maximum of 1.5 pint (1.0 lb. ae) per acre.
- BASE CAMP AMINE 4 contains 3.8 pounds a.e. of 2,4-D per gallon. When tank mixing with products that contain 2,4-D, do not exceed a combined total of 1.0 pounds of a.e. per acre per year.
- **(PHI)** Do not harvest within 30 days of application.

**SOYBEANS\* (Preplant Only)**  
**DO NOT USE IN CALIFORNIA**

APPLICATION TIMING	AMOUNT OF BASE CAMP AMINE 4 PER ACRE	DIRECTIONS
<b>Postemergence</b>	3/4 to 1 pint	Apply not less than 15 days prior to planting soybeans, when weeds are small and actively growing. Use the higher rate on larger weeds and when perennials are present.
	>1 to 2 pints	Apply not less than 30 days prior to planting soybeans, when weeds are actively growing.

Apply no more than 2.0 pints of this product in one season prior to planting soybeans. After applying, plant soybean seed as deep as practical or at least 1-1/2 to 2 inches deep. Adjust the planter press wheel, if necessary, to ensure that planted seed is completely covered. If desired, this product may be applied pre-plant to soybeans in tank mixtures with other herbicides such as Roundup®, Gramoxone Extra®, Prowl®, Cheetah®, Panther®, Cloak®, Credit® 41 Extra, Credit® Xtreme and others that are registered for pre-plant soybean use. **NOTE:** Unacceptable injury to soybeans planted in fields previously treated with this product may occur and the extent of injury will depend on weather and agronomic factors such as the amount of weed vegetation and previous crop residue present that may be in effect between the time of application and the emergence of the soybean plant.

**RESTRICTIONS AND LIMITATIONS FOR USE IN SOYBEANS (PREPLANT)**

- Do not apply this product when weather conditions such as temperature, air inversions, or wind favor drift from treated areas to susceptible plants.
- Do not apply this product prior to planting soybeans if you are not prepared to accept the results of soybean injury including possible loss of stand and yield.
- Do not replant fields treated with this product in the same growing season with crops other than those labeled for 2,4-D pre-plant use.
- Do not mow or cultivate weeds prior to treating with this product as poor control may result.
- Do not apply this product pre-plant to soybeans in fields having a coarse-textured soil where the percent organic matter is <1.0%.
- Only one application of this product may be made prior to planting soybeans per growing season.
- Pre-plant (2 application option):
  - Do not apply more than 1 pint (0.5 lb. ae) per acre per preplant application.
  - Do not apply within 15 days of planting soybeans.
- Pre-plant (1 application option):
  - Do not apply more than 2 pints (1.0 lb. ae) per acre.
  - Do not apply within 30 days of planting soybeans.
- BASE CAMP AMINE 4 contains 3.8 pounds a.e. of 2,4-D per gallon. When tank mixing with products that contain 2,4-D, do not exceed a combined total of 1.0 pounds of a.e. per acre per year.

**STRAWBERRIES (Established Planting Only)**  
**DO NOT USE IN CALIFORNIA OR FLORIDA**

APPLICATION TIMING	AMOUNT OF BASE CAMP AMINE 4 PER ACRE	DIRECTIONS
<b>Established Strawberries Only</b> Apply in early spring when strawberries are dormant or immediately after the last picking.	2 to 3 pints	Apply in 25 - 50 gallons of water per acre.

**RESTRICTIONS AND LIMITATIONS FOR STRAWBERRIES**

- Apply only in established strawberry plantings.
- Apply in early spring when strawberries are dormant or immediately after the last picking.
- Limited to 1 application per crop cycle.
- Maximum of 3 pints (1.5 lb. ae) per acre per application.
- BASE CAMP AMINE 4 contains 3.8 pounds a.e. of 2,4-D per gallon. When tank mixing with products that contain 2,4-D, do not exceed a combined total of 1.5 pounds of a.e. per acre per year.

## SUGARCANE DO NOT USE IN CALIFORNIA

WEEDS IN CROP	AMOUNT OF BASE CAMP AMINE 4 PER ACRE	DIRECTIONS
<b>Preemergence</b>	4 pints	Apply before canes appear for control of emerged broadleaf weeds.
<b>Postemergence</b>	1-1/2 to 4 pints	Apply after cane emerges and through lay-by.

### RESTRICTIONS AND LIMITATIONS FOR USE IN SUGARCANE

- Do not apply more than a total of 8 pints (4.0 lb. ae) of this product to sugarcane per acre per growing season.
- Do not harvest cane prior to crop maturity.
- **Preemergence:** Limited to 1 application per crop cycle. Maximum of 4 pints (2.0 lb. ae) per acre per application.
- **Postemergence:** Limited to 1 application per crop cycle. Maximum of 4 pints (2.0 lb. ae) per acre per application.
- BASE CAMP AMINE 4 contains 3.8 pounds a.e. of 2,4-D per gallon. When tank mixing with products that contain 2,4-D, do not exceed a combined total of 4.0 pounds of a.e. per acre per year.

## FALLOWLAND AND CROP STUBBLE Idle Land, or Postharvest to Crops, or Between Crops

WEEDS	AMOUNT OF BASE CAMP AMINE 4 PER ACRE	DIRECTIONS
Annual broadleaf weeds	1 to 2 pints	Use the lower rate when weeds are small (2 to 3 inches tall) and actively growing. Use a higher rate in the rate range when weeds are larger and under less favorable growth conditions.
Biennial broadleaf weeds	2 to 4 pints	Spray when musk thistles or other biennial species are in the seedling to rosette stage and before flower stalks become apparent. The lower rate can be used in the spring during rosette stage. Use the highest rate in the fall or after flower stalks have developed.
Perennial broadleaf weeds	2 to 4 pints	Spray weed in the bud to bloom stage or while in good vegetative growth. Do not disturb treated areas for at least 2 weeks after treatment, or until tops are dead.
Wild garlic and onion in crop stubble	4 pints	Apply to new regrowth of wild garlic or onion which occurs in the fall following harvest of small grains, corn or grain sorghum.

### RESTRICTIONS AND LIMITATIONS FOR USE IN FALLOWLAND AND CROP STUBBLE

- Limit to two applications per year.
- Maximum single rate application of 4 pints (2.0 lbs. ae) per acre.
- Maximum of 8 pints (4.0 lbs. ae) per acre per year.
- Plant only labeled crops within 29 days following application.
- Minimum of 30 days between applications.
- **(PHI)** Do not cut, forage or hay within 7 days of application.
- BASE CAMP AMINE 4 contains 3.8 pounds a.e. of 2,4-D per gallon. When tank mixing with products that contain 2,4-D, do not exceed a combined total of 4.0 pounds of a.e. per acre per year.

**CONSERVATION RESERVE PROGRAM AREAS**  
**Including Perennial Grasslands Not In Agricultural Production**

<b>WEEDS</b>	<b>AMOUNT OF BASE CAMP AMINE 4 PER ACRE</b>	<b>DIRECTIONS</b>
<b>Annual broadleaf weeds</b> In young grasses	1/2 to 1 pint	Apply to actively growing annual broadleaf weeds. Use 1/2 to 1 pint when weeds are small; use higher rates on older weeds. Do not apply to young grasses with fewer than 6 leaves or prior to tillering, as excessive injury may result. Do not apply more than 1 pint until grasses are well established as excessive injury may result.
In established grasses	1/2 to 2 pints	
<b>Biennial and perennial broadleaf weeds</b> In established grasses	2 to 4 pints	Treat when biennial weeds are in the seedling to rosette stage and before flower stalks become apparent. Treat perennial weeds in the bud to bloom stage. Apply to actively growing weeds.

**RESTRICTIONS AND LIMITATIONS FOR USE ON CONSERVATION RESERVE PROGRAM AREAS**

- Use at least 2 gallons of water per acre by air and 5 gallons of water per acre by ground.
- Do not apply to grasses in the boot to dough stage if grass seed production is desired.
- Do not cut forage for hay within 7 days of application.
- **Postemergence:**
  - For susceptible annual and biennial broadleaf weeds, do not exceed 2 pints (1.0 lb. ae) per acre per application.
  - For moderately susceptible biennial and perennial broadleaf weeds and for difficult to control weeds and woody plants, do not exceed 4 pints (2.0 lbs. ae) per acre per application.
  - Spot treatments do not exceed 4 pints (2.0 lbs. ae) per acre.
  - Maximum of 2 applications per year.
  - Maximum of 8 pints (4.0 lbs. ae) per acre per year.
  - Minimum of 30 days between applications.
- BASE CAMP AMINE 4 contains 3.8 pounds a.e. of 2,4-D per gallon. When tank mixing with products that contain 2,4-D, do not exceed a combined total of 4.0 pounds of a.e. per acre per year.
- If grass is to be cut for hay, Agricultural Use Requirements for the Worker Protection Standard are applicable.
- For program lands, such as Conservation Reserve Program, consult program rules to determine whether grass or hay may be used. The more restrictive requirements of the program rules or this label must be followed.

**RANGELAND, ESTABLISHED GRASS PASTURES AND GRASS CUT FOR HAY**

<b>TREATMENT SITE METHOD OF APPLICATION</b>	<b>AMOUNT OF BASE CAMP AMINE 4 PER ACRE</b>	<b>DIRECTIONS</b>
<b>Annual broadleaf weeds</b>	2 pints	Apply when weeds are small and actively growing and prior to bud stage. Spray while musk thistles or other biennial species are in the seedling to rosette stage and before flower stalks become apparent.
<b>Biennial and perennial broadleaf weeds</b>	2 to 4 pints	The lower rate can be used in the spring during rosette stage. Use the highest rate in the fall or after flower stalks have developed. Do not apply to newly seeded areas until grass is well established. Do not apply to grass in the early boot through milk stage if grass seed production is desired. Bentgrass and legumes may be injured by this treatment.
<b>Spot Treatment to control broadleaf weeds</b>	See Use Directions in <b>Spot Treatment</b> Section	Note: To control broadleaf weeds in small areas with a hand sprayer, use an application rate equivalent to the broadcast rate recommended for this treatment site and spray to thoroughly wet all foliage. See rate conversion table and instructions for "Spot Treatment" and "Hand-Held Sprayers" for use of hand-held sprayers.
<b>Tree Injection Application</b>	-	See instructions for tree injection application in "Forestry Uses" section.

*(continued)*

**RANGELAND, ESTABLISHED GRASS PASTURES AND GRASS CUT FOR HAY (CONT.)**

TREATMENT SITE METHOD OF APPLICATION	AMOUNT OF BASE CAMP AMINE 4 PER ACRE	DIRECTIONS
Wild garlic and wild onion	4 pints	Make three applications (fall-spring-fall or spring-all-spring) starting in late fall or early spring.
Broadleaf weed control in newly sprigged coastal bermudagrass	2 to 4 pints	Applications may be made either preemergence or postemergence. Follow "Specific Use Directions" for annual, biennial and perennial broadleaf weed control, above.
Sand shinnery oak /Sand sagebrush	2 pints	<b>Sand shinnery oak:</b> Apply by aircraft between May 15 and June 15. <b>Sand sagebrush:</b> Apply by ground or aircraft when foliage is fully expanded and plants are actively growing. Use a 1:4 oil-water emulsion as carrier and a spray volume of 3 to 5 gallons per acre. Retreatment maybe needed.
Big sagebrush /Rabbitbrush	4 pints	Apply by ground or aircraft when foliage is fully expanded and plants are actively growing. Use water or 1:4 oil-water emulsion as carrier and a spray volume of 5 to 10 gallons per acre. Retreatment may be needed.
Chamise, manzanita, buckbrush, coastal sage, coyotebrush, and chaparral species	4 pints	Apply by ground or aircraft when foliage is fully expanded and plants are actively growing. Use water or 1:4 oil-water emulsion as carrier and a spray volume of 5 to 10 gallons per acre. Retreatment may be needed.
Southern wild rose  Broadcast application  Spot Treatment	Up to 4 pints  8 pints / 100 gallons of spray	<b>Broadcast:</b> Apply in a spray volume of 5 or more gallons per acre by aircraft or 10 or more gallons per acre by ground equipment. <b>Spot Treatment:</b> Apply when foliage is well developed. Thorough coverage is required. Use 8pints of this product plus 4 to 8 fluid ounces of an agricultural surfactant per 100 gallons of water. Two or more treatments may be required.

**RESTRICTIONS AND LIMITATIONS FOR ESTABLISHED GRASS PASTURES, RANGELAND AND GRASS CUT FOR HAY**

- Do not use on bentgrass, alfalfa, clover, or other legumes.
- Do not use on newly seeded areas until grass is well established.
- Do not use from early boot to milk stage where grass seed production is desired.
- Do not cut forage for hay within 7 days of application.
- **Postemergence:**
  - For susceptible annual and biennial broadleaf weeds, do not exceed 2 pints (1.0 lb. ae) per acre per application.
  - For moderately susceptible biennial and perennial broadleaf weeds and for difficult to control weeds and woody plants, do not exceed 4 pints (2.0 lbs. ae) per acre per application.
  - Spot treatments do not exceed 4 pints (2.0 lbs. ae) per acre.
  - Maximum of 2 applications per year.
  - Maximum of 8 pints (4.0 lbs. ae) per acre per year.
  - Minimum of 30 days between applications.
- BASE CAMP AMINE 4 contains 3.8 pounds a.e. of 2,4-D per gallon. When tank mixing with products that contain 2,4-D, do not exceed a combined total of 4.0 pounds of a.e. per acre per year.
- If grass is to be cut for hay, Agricultural Use Requirements for the Worker Protection Standard are applicable.
- For program lands, such as Conservation Reserve Program, consult program rules to determine whether grass or hay may be used. The more restrictive requirements of the program rules or this label must be followed.



### GRASSES FOR SEED OR SOD

WEEDS IN CROP	AMOUNT OF BASE CAMP AMINE 4 PER ACRE	DIRECTIONS
Annual and perennial broadleaf weeds	2 to 4 pints	Apply to established stands in spring from tiller to early boot stage. <b>Do not spray in boot stage.</b> New spring seedlings may be treated with the lower rate after grass seedlings have at least 5 leaves. Perennial weed regrowth may be treated in the fall.
Grass Grown for Seed Postemergence Seedling grass (five-leaf stage of later)	3/4 to 1 pint	Apply when weeds are small and actively growing. For best results, apply when soil moisture is adequate for active weed growth. Do not apply to newly seeded grasses until well established (five-leaf stage or later) and then use a maximum of 2/3 pt/acre. Cool season grasses are tolerant of higher rates. Do not apply to grass in the early boot through milk stage if seed production is desired. When grass is well established, higher rates of up to 2 2/3 pint/acre may be applied for control of hard-to-kill annual or perennial weeds. Deep-rooted perennials such as bindweed and Canada thistle may require repeat applications. Avoid mowing sod farms for 1 to 2 days before or after application. Delay irrigation until the day following application. Use sufficient spray solution for thorough and uniform coverage, and no less than 2 gallons per acre.
Sod Farms Postemergence	1/2 to 4 pints	Apply when weeds are small and actively growing. For best results, apply when soil moisture is adequate for active weed growth. Do not apply to newly seeded grasses until well established (five-leaf stage or later) and then use a maximum of 2/3 pt/acre. Cool season grasses are tolerant of higher rates. Do not apply to grass in the early boot through milk stage if seed production is desired. When grass is well established, higher rates of up to 2 2/3 pint/acre may be applied for control of hard-to-kill annual or perennial weeds. Deep-rooted perennials such as bindweed and Canada thistle may require repeat applications. Avoid mowing sod farms for 1 to 2 days before or after application. Delay irrigation until the day following application. Use sufficient spray solution for thorough and uniform coverage, and no less than 2 gallons per acre.

#### RESTRICTIONS AND LIMITATIONS FOR GRASSES FOR SEED OR SOD FARMS

- Do not use on creeping grasses such as bentgrass except as a spot treatment.
- Do not use on injury-sensitive southern grasses such as St. Augustinegrass.
- Do not use on dichondra or other herbaceous ground covers. Legumes may be damaged or killed.
- Reseeding: Delay reseeding at least 30 days following application. Preferably, with spring application, reseed in the fall and with fall application, reseed in the spring.
- Maximum of 4 pints (2.0 lbs. ae) per acre per application.
- Limited to 2 applications per year.
- Minimum of 21 days between applications.
- BASE CAMP AMINE 4 contains 3.8 pounds a.e. of 2,4-D per gallon. When tank mixing with products that contain 2,4-D, do not exceed a combined total of 4.0 pounds of a.e. per acre per year.

### ORNAMENTAL TURF AREAS (excluding Grasses Grown for Seed or Sod Farms)

#### Golf Courses, Cemeteries, Parks, Turfgrass, Lawns, Airfields, Roadsides,

#### Vacant Lots and Other Grass Areas

TREATMENT SITE APPLICATION TIMING	AMOUNT OF BASE CAMP AMINE 4 PER ACRE	DIRECTIONS
Annual broadleaf weeds	2 to 3 pints	Treat when weeds are young and actively growing. Perennial weeds should be near the bud stage, but not flowering at application. Do not use on susceptible southern grasses such as St. Augustine. Do not apply to newly seeded area until grass is well established. Bentgrass, clover, legumes and dichondra may be injured by this treatment.
Biennial and perennial broadleaf weeds	3 pints	Treat when weeds are young and actively growing. Perennial weeds should be near the bud stage, but not flowering at application. Do not use on susceptible southern grasses such as St. Augustine. Do not apply to newly seeded area until grass is well established. Bentgrass, clover, legumes and dichondra may be injured by this treatment.

#### RESTRICTIONS AND LIMITATIONS FOR ORNAMENTAL TURF AREAS

- Use sufficient gallonage for thorough and uniform coverage.
- Do not use on susceptible southern grasses such as St. Augustine.
- Do not apply to newly seeded area until grass is well established (five-leaf stage or later) and then use a maximum of 2/3 pint per acre.
- Do not apply more than 2 broadcast applications per year per treatment site. This does not exclude spot treatments.
- Maximum of 3 pints (1.5 lbs. ae) per acre per application.
- Maximum of 6 pints (3.0 lbs. ae) per acre per year, excluding spot treatments.
- BASE CAMP AMINE 4 contains 3.8 pounds a.e. of 2,4-D per gallon. When tank mixing with products that contain 2,4-D, do not exceed a combined total of 3.0 pounds of a.e. per acre per year.

**NON-CROPLAND**  
**Fencerows, Hedgerows, Roadsides, Ditches, Right-of-Way,**  
**Utility Power Lines, Railroads, Airports and Industrial Sites**

WEEDS	AMOUNT OF BASE CAMP AMINE 4 PER ACRE	DIRECTIONS
<b>Annual broadleaf weeds</b>	2 to 4 pints	Treat when weeds are young and actively growing. Perennial weeds should be near the bud stage, but not flowering at application. Do not use on susceptible southern grasses such as St. Augustine. Do not apply to newly seeded areas until grass is well established. Bentgrass, clover, legumes and dichondra may be injured by this treatment.
<b>Biennial and perennial broadleaf weeds</b>	4 to 8 pints	
<b>Spot Treatment to control broadleaf weeds</b>	See Use Directions in <b>Spot Treatment</b> Section	Note: To control broadleaf weeds in small areas with a hand sprayer, use an application rate equivalent to the broadcast rate recommended for this treatment site and spray to thoroughly wet all foliage. See rate conversion table and instructions for "Spot Treatment" and "Hand-Held Sprayers" for use of hand-held sprayers.
<b>Tree Injection Application</b>	-	See instructions for tree injection application in "Forestry Uses" section.
<b>Southern wild rose</b>  <b>Broadcast application</b>  <b>Spot Treatment</b>	Up to 8 pints  8 pints / 100 gallons of spray	<b>Broadcast:</b> Apply in a spray volume of 5 or more gallons per acre by aircraft or 10 or more gallons per acre by ground equipment. <b>Spot Treatment:</b> Apply when foliage is well developed. Thorough coverage is required. Use 8 pints of this product plus 4 to 8 fluid ounces of an agricultural surfactant per 100 gallons of water. Two or more treatments may be required.

**RESTRICTIONS AND LIMITATIONS FOR NON-CROPLAND**

- Do not apply to newly seeded areas until grass is well established.
- Bentgrass, St. Augustine, clover, legumes and dichondra may be severely injured or killed by this treatment.
- Use 2 or more gallons of spray solution per acre.
- Do not harvest forage or hay from treated areas for 7 days after application.
- Applications to non-cropland areas are not applicable to treatment of commercial timber or other plants being grown for sale or other commercial use, or for commercial seed production, or for research purposes.
- **Postemergence (annual and perennial weeds):**
  - Limit 2 applications per year.
  - Maximum of 4 pints (2.0 lbs. ae) per acre per application.
  - Minimum 30 days between applications.
- **Postemergence (woody plants):**
  - Limit 1 application per year.
  - Maximum of 8 pints (4.0 lbs. ae) per acre per application.
- BASE CAMP AMINE 4 contains 3.8 pounds a.e. of 2,4-D per gallon. When tank mixing with products that contain 2,4-D, do not exceed a combined total of 4.0 pounds of a.e. per acre per year.

## FORESTRY USES

**Forest site preparation, forest roadsides, brush control, Poplar / Cottonwood for pulp,  
established conifer release, including Christmas trees and reforestation areas**

TREATMENT SITE METHOD OF APPLICATION	AMOUNT OF BASE CAMP AMINE 4 PER ACRE	DIRECTIONS
<b>Annual broadleaf weeds</b>	2 to 4 pints	Apply when weeds are small and growing actively before the bud stage. Apply when biennial and perennial species are in the seedling to rosette stage and before flower stalks appear. For difficult to control perennial broadleaf weeds and woody species, use up to 8 pints of BASE CAMP AMINE 4 and 1 to 4 quarts of Tahoe® 3A herbicide per acre. For conifer release, make application in early spring before budbreak of conifers when weeds are small and actively growing.
<b>Biennial and perennial broadleaf weeds and susceptible woody plants</b>	4 to 8 pints	
<b>Spot Treatment to control broadleaf weeds</b>	See Use Directions in <b>Spot Treatment</b> Section	Note: To control broadleaf weeds in small areas with a hand sprayer, use an application rate equivalent to the broadcast rate recommended for this treatment site and spray to thoroughly wet all foliage. See rate conversion table and instructions for "Spot Treatment" and "Hand-Held Sprayers" for use of hand-held sprayers.
<b>Poplar / Cottonwood trees grown for pulp – broadleaf weed control</b>	1/2 pint to 3 pints	Applied through wick applicators or conventional ground sprayers. (Excluding irrigation systems) Do not allow this product to contact leaves or green bark of the tree. Apply in enough water to provide uniform coverage prior to or after planting of Poplar/Cottonwood trees. Application during warm weather is preferred. Apply when weeds are actively growing, preferably before bud stage. Repeat treatment may be necessary for less susceptible weeds; re-apply as needed. Accord® may be mixed with this product to increase weed control. Follow both labels to determine correct rates. Two quarts or more of a spreader - activator per 100 gallons of spray solution may be added to improve herbicide performance.
<b>Conifer Release:</b> Species such as white pine, ponderosa pine, jack pine, red pine, black spruce, white spruce, red spruce, and balsam fir	3 to 8 pints	To control competing hardwood species such as alder, aspen, birch, hazel, and willow, apply from mild to late summer when growth of conifer trees has hardened off and woody plants are still actively growing. Apply with ground or air equipment, using sufficient spray volume to ensure complete coverage. Because this treatment may cause occasional conifer injury. Do not apply if such injury cannot be tolerated.
<b>Directed Spray:</b> Conifer plantations including pine	8 pints / 100 gallons of spray	Apply when brush or weeds are actively growing by directing the spray so as to avoid contact with conifer foliage and injurious amounts of spray. Apply in oil, oil-water, or water carrier in a spray volume of 10 to 100 gallons per acre.
<b>Basal Spray</b> May also be used in rangeland, pastures, and noncropland	17 pints / 100 gallons of spray or	Thoroughly wet the base and root collar of all stems until the spray begins to accumulate around the root collar at the ground line. Wetting stems with the mixture may also aid in control.
<b>Surface of Cut Stumps</b> May also be used in rangeland, pastures, and noncropland		Apply as soon as possible after cutting trees. Thoroughly soak the entire stump with the 2,4-D mixture including cut surface, bark and exposed roots.
<b>Frill and Girdle</b> May also be used in rangeland, pastures, and noncropland	2.6 fl oz / 1 gallon of spray	Cut frills (overlapping V-shaped notched cut downward through the bark in a continuous ring around the base of the tree) using an axe or other suitable tool. Saturate the freshly cut frills with the 2,4-D mixture.

(continued)

### FORESTRY USES (Cont.)

Forest site preparation, forest roadsides, brush control, Poplar / Cottonwood for pulp, established conifer release, including Christmas trees and reforestation areas

TREATMENT SITE METHOD OF APPLICATION	AMOUNT OF BASE CAMP AMINE 4 PER ACRE	DIRECTIONS
<p><b>Tree Injection Application</b> May also be used in rangeland, pastures, and noncropland</p>	<p>1 to 2 ml per injection site</p>	<p>To control and prevent resprouting of unwanted hardwood trees such as elm, hickory, oak and sweetgum forests and other non-crop areas, apply by injecting at a rate of 1 ml of undiluted BASE CAMP AMINE 4 per inch of trunk diameter as measured at breast height (DBH), approximately 4 1/2 ft. above the ground. Injection sites, however, should be as close to the root collar as possible and the injection bit must penetrate the inner bark. For resistant species such as hickory, injections should overlap. Maples should not be treated during the spring sap flow. For hard to control species such as ash, alder, aspen, birch, blackgum, cherry, tulip poplar, maple, and dogwood use 2 ml of undiluted BASE CAMP AMINE 4 per injection site or double the number of 1 ml injections. For best results, injections should be made during the growing season, May 15th through October 15th.  <b>For Dilute Injection:</b> Mix 1 gallon of product in 19 gallons of water for dilute injections.  <b>For Concentrate Injections:</b> Use 1 to 2 ml of concentrate BASE CAMP AMINE 4 per injection.  <b>Note:</b> No Worker Protection Standard workers entry restrictions or worker notification requirements apply when this product is directly injected into agricultural plants.</p>

#### RESTRICTIONS AND LIMITATIONS FOR FORESTRY USE

- Do not make more than one broadcast application per year.
- For broadcast applications, do not apply more than 8 pints (4 lbs. ae) per acre per 12-month period.
- **Basal spray, Cut Surface - Stumps, and Frill:**
  - Limited to one application per year.
  - Maximum of 2.0 ml of 8.0 lbs ae per gallons of spray solution.
- **Injections:**
  - Limit of one basal spray or cut surface application per year.
  - Maximum of 2.0 ml of 4.0 lbs ae per gallon formulation per injection site.

#### BIOENERGY CROPS - GRASSES\*

WEED CONTROL IN GIANT REEDGRASS (*Arundo donax*), SWITCHGRASS (*Panicum virgatum*), GIANT MISCANTHUS (*Miscanthus x giganteus*) AND OTHER NON-FOOD PERENNIAL GRASS BIOENERGY CROPS.

\*Not for use in California to Bioenergy Crops - Grasses

#### USE INSTRUCTIONS

This product may be applied for broadleaf weed control in giant reedgrass (*Arundo donax*), switchgrass (*Panicum virgatum*) giant Miscanthus (*Miscanthus x giganteus*) and other non-food perennial grass bioenergy crops.

For perennial grasses, apply no earlier than 4-leaf stage. Apply 1/2 to 2 pints per acre to seedling grasses with ground or air equipment. A rate of 1 to 4 pints per acre should be used when grasses are well established.

#### RESTRICTIONS AND LIMITATIONS

- Limited to 2 broadcast applications per year.
- Maximum of 4 pints (2.0 lb. ae) per acre per application.
- Minimum of 30 days between applications.
- Apply by air or ground equipment in sufficient gallonage to obtain adequate coverage. Minimum of 2 gallons of water per acre for aerial application and 10 or more for ground application is recommended.
- Do not spray immediately before irrigation and withhold above-ground irrigation for 3 days after application.
- Treated plantings not to be consumed by human or animal.

## BIOENERGY CROPS - TREES

### WEED CONTROL IN HYBRID POPLAR TREES, COTTONWOOD TREES AND WILLOW TREES GROWN AS BIOENERGY CROPS

#### USE INSTRUCTIONS

This product may be used in hybrid poplar trees, cottonwood trees and willow trees grown as bioenergy crops. Application during warm weather is preferred. Apply when weeds are actively growing, preferably before bud stage. Repeat treatment may be necessary for less susceptible weeds; re-apply as needed.

For hybrid poplar, cottonwood and willow make application prior to or after planting. For ground spray equipment, use 1/2 to 3 pints per acre. Apply 1 to 4 pints per acre using wick type applicators that treat weeds directly. Crop injury may result if the wick, wick solution or spray solution contact leaves or green bark of the crop trees.

**NOTE: Extreme care should be exercised to avoid contact of the spray solution, spray, drift, or mist with tree foliage, green bark of trunks, stems or exposed roots of the poplar, cottonwood and willow trees. Contact of the spray solution to these parts can result in serious damage. Even when using extreme care in application of this product, injury to crops from this herbicide may occur. If you are not prepared to accept some degree of crop injury, do not use this product.**

#### TANK MIXTURES

This product may be tank mixed with Credit 41 Herbicide (EPA Reg. No. 71368-20) to provide broader spectrum of control.

#### RESTRICTIONS AND LIMITATIONS

- Limited to 1 broadcast applications per year.
- Maximum of 4 pints (2.0 lb. ae) per acre per application.
- Minimum of 30 days between applications.
- Use sufficient spray volume for thorough and uniform coverage, but a minimum of 10 gallons per acre for broadcast application.
- Do not apply this product by air for use of weed control in hybrid poplar tree, cottonwood trees and willow trees grown as bioenergy crops.
- Do not use this product in or near greenhouses, for use of weed control in hybrid poplar tree, cottonwood trees and willow trees grown as bioenergy crops.
- Do not spray immediately before irrigation and withhold above-ground irrigation for 3 days after application.
- Treated plantings not to be consumed by human or animal.

## AQUATIC USES

**Use Requirements for Aquatic Areas:** When this product is applied to aquatic areas, follow PPE and reentry instructions in the "Non-Agricultural Use Requirements" section of this label.

### CONTROL OF WEEDS AND BRUSH ON BANKS OF IRRIGATION CANALS AND DITCHES

Target Plants	BASE CAMP AMINE 4 (pt/acre)	Specific Use Directions
Annual Weeds	2 to 4	Apply using low pressure spray (10 to 40 psi) in a spray volume of 20 to 100 gallons per acre using power operated spray equipment. Apply when wind speed is low, 5 mph or less. Apply working upstream to avoid accidental concentration of spray into water. Cross-stream spraying to opposite banks is not permitted and avoid boom spraying over water surface. When spraying shoreline weeds, allow no more than 2 foot overspray onto water surface with an average of less than 1 foot of overspray to prevent significant water contamination. Apply when weeds are small and growing actively before the bud stage. Apply when biennial and perennial species are in the seedling to rosette stage and before stalks appear. For hard-to-control weeds, a repeat application after 30 days at the same rate may be needed. For woody species and patches of perennial weeds, mix 1 gallon of BASE CAMP AMINE 4 per 64 to 150 gallons of total spray. Wet foliage by applying about 3 to 4 gallons of spray per 1000 sq ft (10.5 x 10.5 steps).
Biennial and perennial broadleaf weeds and susceptible wood plants	4	

#### Restrictions and Limitations:

- Do not apply more than 2 treatments per season or reapply within 30 days.
- Use 2 or more gallons of spray solution per acre.
- Do not apply more than 4.21 pt/acre (2.0 lb of acid equivalent) per application or more than 8.42 pt/acre (4.0 lb of acid equivalent) per use season.

Do not use on small canals with a flow rate less than 10 cubic feet per second (CF) where water will be used for drinking purposes. CFS may be estimated by using the formula below. The approximate velocity needed for the calculation can be determined by observing the length of time that it takes a floating object to travel a defined distance. Divide the distance (ft.) by the time (sec.) to estimate velocity (ft. per sec.). Repeat 3 times and use the average to calculate CFS.

Average Width (ft.) x Average Depth (ft.) x Average Velocity (ft. per sec.) = CFS

**For ditchbank weeds:** Do not spray cross-stream to opposite bank. Do not allow boom spray to be directed onto water.

**For shoreline weeds:** Boom spraying onto water surface must be held to a minimum and allow no more than 2 foot overspray onto water with an average of less than 1 foot overspray to prevent introduction of greater than negligible amounts of chemical into the water.

**AQUATIC WEED CONTROL IN PONDS, LAKES, RESERVOIRS, MARSHES, BAYOUS, DRAINAGE DITCHES, CANALS, RIVERS AND STREAMS THAT ARE QUASCENT OR SLOW MOVING, INCLUDING (BUT NOT EXCLUSIVE TO) PROGRAMS OF THE TENNESSEE VALLEY AUTHORITY**

**Notice to Applicators:** Before application, coordination and approval of local and state authorities may be required, either by letter or agreement or issuance of special permits for aquatic applications.

**EMERGENT AND FLOATING AQUATIC WEEDS: Including Water Hyacinth (*Eichomia crassipe*)**

**Application Rate:** 2 to 4 qt/acre.

**SPECIFIC USE DIRECTIONS**

**Application Timing:** Spray weed mass only. Apply when water hyacinth plants are actively growing. Repeat application as necessary to kill regrowth and plants missed in previous operation. Use 4 qt/acre rate when plants are mature or when weed mass is dense.

**Surface Application:** Use power operated sprayers with boom or spray gun mounted on boat, tractor or truck. Thorough wetting of foliage is essential for maximum control. Use 100 to 400 gallons of spray mixture per acre. Special precautions such as use of low pressure, large nozzles and spray thickening agents should be taken to avoid spray drift to susceptible crops. Follow label directions for use of any drift control agent.

**Aerial Application:** Use drift control spray equipment or thickening agent mixed in the spray mixture. Apply 1 gallon of this product per acre using standard boom systems using a minimum spray volume of 5 gallons per acre. For Microfoil (r) - drift control spray systems, apply this product in a total spray volume of 12 to 15 gallons per acre.

2,4-D Acid Equivalent	1/2 pound	1 pound	2 pounds	3 pounds	4 pounds
BASE CAMP AMINE 4	1 pint	2 pints	2 quarts	3 quarts	4 quarts

**Restrictions and Limitations for Surface Applications to Emergent Aquatic Weeds**

- Do not exceed 8.42 pt/acre (4.0 lb of acid equivalent) per surface acre per use season.
- Do not make a broadcast application within 21 days of previous broadcast application. Spot treatments are permitted.
- Limited to 2 applications per season.

Fish breathe dissolved oxygen in the water and decaying weeds also use oxygen. When treating continuous, dense weed masses, it may be appropriate to treat only part of the infestation at a time. For example, apply the product in lanes separated by untreated strips that can be treated after vegetation in treated lanes has disintegrated. During the growing season, weeds decompose in a 2 to 3 week period following treatment. Waters having limited and less dense weed infestations may not require partial treatments. Other local factors such as water exchange and sediment load can also influence the dissolved oxygen level. Coordination and approval of local and state authorities may be required, either by letter of agreement or issuance of special permits for aquatic applications.

**WATER USE**

1. Water for irrigation or sprays:

- A. If treated water is intended to be used only for crops or non-crop areas that are labeled for direct treatment with 2,4-D such as pastures, turf, or cereal grains, the treated water may be used to irrigate and/or mix sprays for these sites at anytime after the 2,4 D aquatic application.
- B. Due to potential phytotoxicity considerations, the following restrictions are applicable:

If treated water is intended to be used to irrigate or mix sprays for plants grown in commercial nurseries and greenhouses; and other plants or crops that are not labeled for direct treatment with 2,4-D, the water must not be used unless one of the following restrictions has been observed:

- A setback distance from functional water intake(s) of greater than or equal to 600 ft. was used for the application, or
- A waiting period of 7 days from the time of application has elapsed, or
- An approved assay indicates that the 2,4-D concentration is 100 ppb (0.1 ppm) or less at the water intake. Wait at least 3 days after application before initial sampling at water intake.

2. Drinking water (potable water):

- A. Consult with appropriate state or local water authorities before applying this product to public waters. State or local agencies may require permits. The potable water use restrictions on this label are to ensure that consumption of water by the public is allowed only when the concentration of 2,4-D in the water is less than the MCL (Maximum Contaminant Level) of 70 ppb. Applicators should consider the unique characteristics of the treated waters to assure that 2,4-D concentrations in potable water do not exceed 70 ppb at the time of consumption.
- B. For floating and emergent weed applications, the drinking water setback distance from functioning potable water intakes is greater than or equal to 600 ft.

- C. If no setback distance of greater than or equal to 600 ft. is used for application, applicators or the authorizing organization must provide a drinking water notification prior to a 2,4-D application to the party responsible for public water supply or to individual private water uses. Notification to the party responsible for a public water supply or to individual private water users must be done in a manner to assure that the party is aware of the water use restrictions when this product is applied to potable water. The following is an example of a notification via posting, but other methods of notification which convey the above restrictions may be used and may be required in some cases under State or local law or as a condition of a permit.

**Example:** Posting notification should be located every 250 feet including the shoreline of the treated area and up to 250 feet of shoreline past the application site to include immediate public access points. Posting must include the day and time of application. Posting may be removed if analysis of a sample collected at the intake 3 or more days following application shows that the concentration in the water is less than 70 ppb (100 ppb for irrigation or sprays), or after 7 days following application, whichever occurs first.

**Text of notification:** Wait 7 days before diverting functioning surface water intakes from the treated aquatic site to use as drinking water, irrigation, or sprays, unless water at functioning drinking water intakes is tested at least 3 days after application and is demonstrated by assay to contain not more than 70 ppb 2,4-D (100 ppb for irrigation or sprays).

Application Date: \_\_\_\_\_ Time: \_\_\_\_\_.

- D. Following each application of this product, treated water must not be used for drinking water unless one of the following restrictions has been observed:
- A setback distance from functional water intake(s) of greater than or equal to 600 ft. was used for the application, or
  - A waiting period of 7 days from the time of application has elapsed, or
  - An approved assay indicates that the 2,4-D concentration is 70 ppb (0.07 ppm) or less at the water intake. Sampling for drinking water analysis should occur no sooner than 3 days after 2,4-D application. Analysis of samples must be completed by a laboratory that is certified under the Safe Drinking Water Act to perform drinking water analysis using a currently approved version of analytical Method Number 515, 555, other methods for 2,4-D as may be listed in Title 40 CFR, Part 141.24, or Method Number 4015 (immunoassay of 2,4-D) from U.S. EPA Test Methods for Evaluating Solid Waste SW-846.
- E. Note: Existing potable water intakes that are no longer in use, such as those replaced by a connection to a municipal water system or a potable water well, are not considered to be functioning potable water intakes.
- F. Drinking water setback distances do not apply to terrestrial applications of 2,4-D adjacent to water bodies with potable water intakes.
3. Except as stated above, there are no restrictions on using water from treated areas for swimming, fishing, watering livestock or domestic purposes.

Coordination and approval of local and state authorities may be required, either by letter of agreement or issuance of special permits for aquatic applications.

**SUBMERGED AQUATIC WEEDS: Including Eurasian Water Milfoil (*Myriophyllum spicatum*)**

Treatment Site	Maximum Application Rate†	Specific Use Directions
Aquatic Weed Control In: Ponds, Lakes, Reservoirs, Marshes, Bayous, Drainage Ditches, Canals, Rivers and Streams that are Quiescent or Slow Moving, Including (but not exclusive to) Programs of the Tennessee Valley Authority (TVA)	2.84 gallons (10.8 lb of acid equivalent) per acre foot	<b>Application Timing:</b> For best results, apply in spring or early summer when aquatic weeds appear. Check for weed growth in areas heavily infested the previous year. A second application may be needed when weeds show signs of recovery, but no later than mid-August in most areas. <b>Subsurface Application:</b> Apply BASE CAMP AMINE 4 undiluted directly to the water through a boat mounted distribution system. Shoreline areas should be treated by subsurface injection application by boat to avoid aerial drift. <b>Surface Application:</b> Use power operated boat mounted boom sprayer. If rate is less than 5 gallons per acre, dilute to a minimum spray volume of 5 gallons per surface acre. <b>Aerial Application:</b> Use drift control spray equipment or thickening agents mixed with sprays to reduce drift. Apply through standard boom systems in a minimum spray volume of 5 gallons per surface acre. For Microfoil (r) drift control spray systems, apply BASE CAMP AMINE 4 in a total spray volume of 12 to 15 gallons per acre. Apply to attain a concentration of 2 to 4 ppm (see table below).

†BASE CAMP AMINE 4 contains 3.8 lb of acid equivalent per gallon of product.

Surface Area	Average Depth	For typical conditions - 2 ppm (2,4-D a.e./acre)	For typical conditions - 2 ppm (BASE CAMP AMINE 4 gal/acre)	For difficult conditions - 4 ppm* (2,4-D a.e./acre)	For difficult conditions - 4 ppm* (BASE CAMP AMINE 4 gal/acre)
1 acre	1 ft.	5.4	1.42	10.8	2.84
	2 ft.	10.8	2.84	21.6	5.68
	3 ft.	16.2	4.26	32.4	8.53
	4 ft.	21.6	5.68	43.2	11.37
	5 ft.	27.0	7.10	54.0	14.21

\*Examples include spot treatment of pioneer colonies of Eurasian Water Milfoil and certain difficult to control aquatic species.

#### RESTRICTIONS AND LIMITATIONS FOR AQUATIC SITES WITH SUBMERSED WEEDS

- Do not exceed 10.8 lbs. acid equivalent per acre foot.
- Do not apply within 21 days of previous application. Limited to 2 applications per season.
- When treating moving bodies of water, applications must be made while traveling upstream to prevent concentration of 2,4-D downstream from the application.
- Coordination and approval of local and state authorities may be required, either by letter of agreement or issuance of special permits for such use.

Fish breathe oxygen in the water and a water-oxygen ratio must be maintained. Decaying weeds use up oxygen, but during the period when applications should be made, the weed mass is fairly sparse and the weed decomposition rate is slow enough that the water-oxygen ratio is not disturbed by treating the entire area at one time. If treatments must be applied later in the season when the weed mass is dense and repeat treatments are needed, apply product in lanes, leaving buffer strips which can then be treated when vegetation in treated lanes has disintegrated.

During the growing season, weeds decompose in a 2 to 3 week period following treatment.

#### WATER USE

##### 1. Water for irrigation or sprays:

- A. If treated water is intended to be used only for crops or non-crop areas that are labeled for direct treatment with 2,4-D such as pastures, turf, or cereal grains, the treated water may be used to irrigate and/or mix sprays for these sites at anytime after the 2,4 D aquatic application.
- B. Due to potential phytotoxicity and/or residue considerations, the following restrictions are applicable:

If treated water is intended to be used to irrigate or mix sprays for unlabeled crops, noncrop areas or other plants not labeled for direct treatment with 2,4-D, the water must not be used unless one of the following restrictions has been observed:

- A setback distance described in the Drinking Water Setback Table was used for the application, or,
- A waiting period of 21 days from the time of application has elapsed, or,
- An approved assay indicates that the 2,4-D concentration is 100 ppb (0.1 ppm) or less at the water intake. See Table 3 for the waiting period after application but before taking the initial sampling at water intake.

##### 2. Drinking water (potable water):

- A. Consult with appropriate state or local water authorities before applying this product to public waters. State or local agencies may require permits. The potable water use restrictions on this label are to ensure that consumption of water by the public is allowed only when the concentration of 2,4-D in the water is less than the MCL (Maximum Contaminant Level) of 70 ppb. Applicators should consider the unique characteristics of the treated waters to assure that 2,4-D concentrations in potable water do not exceed 70 ppb at the time of consumption.
- B. For submersed weed applications, the drinking water setback distances from functioning potable water intakes are provided in Table 2. Drinking Water Setback Distance (below).
- C. If no setback distance from the Drinking Water Setback Distance Table (Table 2) is to be used for the application, applicators or the authorizing organization must provide a drinking water notification and an advisory to shut off all potable water intakes prior to a 2,4-D application. Notification to the party responsible for a public water supply or to individual private water users must be done in a manner to assure that the party is aware of the water use restrictions when this product is applied to potable water. The following is an example of a notification via posting, but other methods of notification which convey the above restrictions may be used and may be required in some cases under State or local law or as a condition of a permit.

**Example:** Posting notification should be located every 250 feet including the shoreline of the treated area and up to 250 feet of shoreline past the application site to include immediate public access points. Posting should include the day and time of application. Posting may be removed if analysis of a sample collected at the intake no sooner than stated in Table 3 (below) shows that the concentration in the water is less than 70 ppb (100 ppb for irrigation or sprays), or after 21 days following application, whichever occurs first.



**Text of notification:** Wait 21 days before diverting functioning surface water intakes from the treated aquatic site to use as drinking water, irrigation, or sprays, unless water at functioning drinking water intakes is tested no sooner than (insert days from Table 3) and is demonstrated by assay to contain not more than 70 ppb 2,4-D (100 ppb for irrigation or sprays).

Application Date: \_\_\_\_\_ Time: \_\_\_\_\_ .

- D. Following each application of this product, treated water must not be used for drinking water unless one of the following restrictions has been observed:
- A setback distance described in the Drinking Water Setback Distance Table was used for the application, or
  - A waiting period of at least 21 days from the time of application has elapsed, or,
  - An approved assay indicates that the 2,4-D concentration is 70 ppb (0.07 ppm) or less at the water intake. Sampling for drinking water analysis should occur no sooner than stated in Table 3. Analysis of samples must be completed by a laboratory that is certified under the Safe Drinking Water Act to perform drinking water analysis using a currently approved version of analytical Method Number 515, 555, other methods for 2,4-D as may be listed in Title 40 CFR, Part 141.24, or Method Number 4015 (immunoassay of 2,4-D) from U.S. EPA Test Methods for Evaluating Solid Waste SW-846.
- E. Note: Existing potable water intakes that are no longer in use, such as those replaced by a connection to a municipal water system or a potable water well, are not considered to be functioning potable water intakes.
- F. Drinking water setback distances do not apply to terrestrial applications of 2,4-D adjacent to water bodies with potable water intakes.
3. Except as stated above, there are no restrictions on using water from treated areas for swimming, fishing, watering livestock or domestic purposes.

Table 2. Drinking Water Setback Distance for Submersed Weed Applications			
APPLICATION RATE AND MINIMUM SETBACK DISTANCE (FEET) FROM FUNCTIONING POTABLE WATER INTAKE			
1 ppm*	2 ppm*	3 ppm*	4 ppm*
600	1200	1800	2400
* ppm acid equivalent target water concentration			

Table 3. Sampling for Drinking Water Analysis After 2,4-D Application for Submersed Weed Applications			
MINIMUM DAYS AFTER APPLICATION BEFORE INITIAL WATER SAMPLING AT THE FUNCTIONING POTABLE WATER INTAKE			
1 ppm*	2 ppm*	3 ppm*	4 ppm*
5	10	10	14
* ppm acid equivalent target water concentration			

## TANK MIXES

It is the pesticide user's responsibility to ensure that all products are registered for the intended use. Read and follow the applicable restrictions and limitations and directions for use on all product labels involved in tank mixing. Users must follow the most restrictive directions for use and precautionary statements of each product in the tank mixture.

Using this product and **Harmony**<sup>®</sup>, **Treaty**<sup>®</sup>, **Harmony Extra** or **Treaty Extra** for selective post-emergence control of certain weeds on wheat (including Durum) and barley: Use Harmony Extra plus 1/8 to 3/8 pound active ingredient 2,4-D. Surfactant may be added 0.125 to 0.25% vol/vol (1 pint to 1 quart per 100 gallons of spray volume); however, the addition of surfactant may increase the chance of crop injury. Use the 1 pint rate of surfactant with 1/4 to 3/8 pound active ingredient of 2,4-D. Higher rates of 2,4-D may be used, but do not exceed highest rate allowed on the label. Always mix Harmony, Treaty, Harmony Extra or Treaty Extra in water prior to adding 2,4-D. Always add surfactant last.

Using this product and **Ally**<sup>®</sup> or **Purestand**<sup>®</sup> for selective weed control in wheat (including Durum), barley and in grasses in acreage enrolled in the Conservation Reserve Programs (CRP) – also for resistant weed management: Use Ally at 1/10 ounce/A plus 1/4 to 1/2 pound active ingredient 2,4-D. Surfactant may be added at one to two pints per 100 gallons of spray volume; however, the addition of surfactant may increase the chance of crop injury. Always mix Ally or Purestand in water prior to adding 2,4-D and surfactant. Always add surfactant last.

Using this product and **Express**<sup>®</sup> or **Victory**<sup>®</sup> tank mixtures for weed control in wheat and barley: Use Express plus 1/8 to 3/8 pound active ingredient 2,4-D. Surfactant may be added at 0.125 to 0.25% vol/vol (1 to 2 pints per 100 gallons of spray volume); however, the addition of surfactant may increase the chance of crop injury. Use the 1 to 2 pint rate of surfactant with 1/8 pound active ingredient of 2,4-D. Use the 1 pint rate of surfactant with 1/4 to 3/8 pound active ingredient of 2,4-D. Higher rates of 2,4-D may be used, but do not exceed highest rate allowed on the label. Always mix Express or Victory in water prior to adding 2,4-D and surfactant.

Using this product and **Glean**<sup>®</sup> for post-emergent weed control in wheat, barley and oats: Mixtures of 2,4-D and Glean are recommended when weeds are large and/or stressed due to adverse environmental conditions (cold temperature, low soil moisture, dry, dusty field conditions) or when dense crop canopy makes it difficult to obtain thorough spray coverage. Use 1/4 to 1/2 pound active ingredients 2,4-D plus 1/6 to 1/3 ounce/A of Glean. Surfactant may be added at 1/2, but not more than 1 quart/100 gallons of spray; however,

the addition of surfactant may increase the chance of crop injury. Glean should be mixed in water with agitator running prior to adding 2,4 D. For resistant weed management, see Glean label rates for different regional applications.

Using this product and **Buctril® ME4** or **Maestro® 4EC** for weed control on cereal grains (wheat, barley and rye): Buctril ME4 Broadleaf Herbicide or Maestro 4EC Selective Herbicide will control some annual weeds that are resistant to this product and may be tank mixed with this product for broader spectrum weed control on small grains. In cereal areas except Washington, Oregon and Idaho, use 1/2 to 1 pint of this product plus 1/2 to 3/4 pint of Buctril ME4 or Maestro 4EC per acre. In Washington, Oregon and Idaho: use 1/2 to 1 pint of this product plus 3/4 to 1 pint of Buctril ME4 or Maestro 4EC per acre. First mix this product in water then add the Buctril ME4 or Maestro 4EC. Use the higher rates for larger weeds or where weed growth is slow due to dry or cold weather. Apply before weeds are 6 inches high. Use 10 to 20 gallons total spray volume per acre with ground equipment or 5 to 10 gallons total spray volume with air application. Use higher volume on larger weeds. This product and Buctril ME4 or Maestro 4EC can also be tank mixed for field and popcorn. See both product labels for rates of application.

Using this product and **Relegate®** or **Tahoe® 3A** tank mixtures for Non-Crop Areas: Broadleaf Weed Control - Use 2 to 4 pints of this product plus 2 to 6 pints of Relegate (or 3 to 8 pints of Tahoe 3A) per acre. For wider spectrum control of broadleaf weeds and woody plants, apply as a broadcast spray in enough water to deliver 20 to 100 gallons total spray per acre. Apply when broadleaf weeds are actively growing. Woody Plant total Broadcast Foliar Spray - Use 1 gallon of this product plus 1-1/2 to 3 quarts of Relegate (or 2 to 4 quarts of Tahoe 3A) per acre. Apply as a broadcast spray in enough water to adequately wet foliage. This may require 20 to 100 gallons of water per acre. Apply when woody plants are actively growing. Woody Plant Control High Volume Leaf-Stem Treatment with Ground Equipment - Use 1 gallon of this product per acre plus 1-1/2 to 12 pints of Relegate (or 2 to 16 pints of Tahoe 3A). Mix 1 to 3 quarts of this product per acre plus 1-1/2 to 3 pints of Relegate (or 2 to 4 pints of Tahoe 3A) in enough water to wet all parts of the brush foliage, stem and bark. This may require 100 to 400 gallons of water per acre depending on size and density of woody plants. Thoroughly wet all leaves, stems, and root collars of plants to be controlled. Woody Plant Control Aerial Application (Helicopter only) - Use 1 gallon of this product per acre plus 3 to 4 quarts of Relegate (or 4 to 6 quarts of Tahoe 3A). Thoroughly wet all leaves, stems, and root collars of plants to be controlled. This may require 10 to 30 gallons of water per acre using drift control equipment such as Microfoil boom or an effective drift control agent such as Lo-Drift Spray Additive. Use the higher rates and volumes when plants are dense or under drought conditions.

Using this product and **Diablo® Herbicide** tank mixtures for Non-Crop Areas: **Annual broadleaf weeds** - Use 2 to 4 pints of this product plus 1/2 to 1-1/2 pints of Diablo. For wider spectrum control of broadleaf weeds and woody plants - Apply as a broadcast spray in enough water to wet all parts of the brush foliage, stem and bark. This may require 20 to 100 gallons of water per acre. Apply when broadleaf weeds are actively growing. Use the higher rates when treating dense or tall vegetative growth. **Perennial and Biennial Broadleaf Weeds** - Use 3 to 6 pints of this product per acre plus 1/2 to 6 pints Diablo. Apply as a broadcast spray in enough water to wet all parts of the brush foliage, stem and bark. This may require 20 to 100 gallons of water per acre. Apply when broadleaf weeds are actively growing but prior to flowering. Use the lower rates for biennials less than 3 inches rosette diameter. Use the higher rates for perennial weeds or for biennial weeds past the 3 inch rosette stage. **Woody Plant Control Broadcast, High Volume, Stem Foliage or Aerial Application** - Use 1 gallon of this product plus 2 to 8 quarts of Diablo. Apply as a broadcast spray in enough water to deliver 20 to 100 gallons total spray per acre or apply as a high volume stem foliage spray in enough volume to thoroughly wet leaves, stems and root collars (100 to 400 gallons per acre) or apply aerially in enough water to wet all parts of the brush foliage, stem and bark. This may require 10 to 30 gallons of water per acre using drift control equipment such as the Microfoil Boom or an effective drift control agent such as Lo-Drift Spray Additive. Use the higher rates and volumes when plants are dense or under drought conditions.

Tank mixing 2,4-D with Diablo Herbicide will improve control of late, post-emergent applications in corn, fall and spring seeded wheat, fall seeded barley, pastures, rangelands, non-crop use, turfs and lawns.

This product may be tank mixed with **Banvel SGR®** for control of grasses or additional broadleaf weeds in fall seeded wheat and barley. This product may be tank mixed with **Veteran 720** for broader spectrum control for non-crop uses (e.g. railroad, highway, pipelines, etc. including forest management applications). Add water to spray tank prior to addition of tank mix products. Do not pre-mix concentrates. Since **Veteran 720** contains 2,4-D, do not exceed 16 lbs. total 2,4-D acid equivalent per treated acre per growing season.

For control of Quackgrass and listed weeds in annual cropping systems, pastures and sods, this product may be mixed with **Ranger®** - refer to specific product label for use rates.

This product may be tank mixed with **Tordon® 22K** or **Trooper® 22K**. For use on areas having mixed species in non-cropland range, pasture wheat, barley, oats and fallow cropland.

Using this product and **Razor®** will control annual grasses and broadleaf weeds listed for Razor alone plus the following broadleaf weeds: Lambsquarter, Prickly lettuce, Red root, Pigweed, Russian thistle, Velvet leaf. Fallow and reduced tillage areas only. Apply 12 to 16 ounces of Razor plus 1/2 pound acid equivalent of this product plus 1/2 to 1% nonionic surfactant by total spray volume per acre to control dense populations of the aforementioned weeds when less than 6 inches in height. Follow use directions as given in the "low-volume broadcast application" section of the Razor label.

#### For high-volume broadcast applications:

When weeds are less than 6 inches tall, increase the quantity of Razor to 1 quart; when weeds are over 6 inches tall, use 1-1/2 quarts of Razor per acre. In both instances, water volumes should be 10 to 40 gallons per acre for ground applications. If weeds have been mowed, grated, or cut, allow adequate time for new growth to recommended stages prior to treatment. These rates will also provide control of weeds listed in the low-volume broadcast application section in addition to the following: Fivehook bassia, Broom fiddleneck, Fleaxleaf fleabane, Fleabane, Kochia, Prickly lettuce, Panicum, Common ragweed, Giant ragweed, Pennsylvania smartweed, Annual sowthistle, Sunflower, Russian thistle, Velvetleaf. For Balsam Apple, apply with hand-held equipment only. A tank mix of Razor and this product

will also control most perennial weeds. See Razor label for specifics. For additional tank mixes in fallow and reduced tillage systems for control of annual weeds prior to emergence of crops, please see Round Up RT label.

For additional non-crop weed control benefits, up to 1-1/2 quarts per acre of this product may be added to tank mixes of Razor plus Telar®, Razor plus Spyder®, Razor plus Patriot® for the suppression of tall Fescue growth and seed heads and control, or partial control, of some annual weeds. For the suppression of Smooth brome growth and seed heads and control or partial control of some annual weeds, 1-1/2 quarts per acre this product may be added to a tank mix of Razor plus Spyder.

Using this product and **Acclaim®1 EC Herbicide** may be made to provide broadleaf weed and annual grassy weed control in Turfgrass including sod farms, commercial and residential turf. Apply before grassy weed tillering at a rate of 32 ounces of Acclaim per acre (or 0.73 ounces per 1,000 square feet) when mixing with this product at a rate of 3/4 to 3 pints per acre (or 0.9 - 1.1 ounces per 1,000 square feet). Apply by means of a pressurized hydraulic sprayer using 30 to 60 psi and 30 to 60 gpa. Thorough spray coverage is important. Flat fan nozzles are recommended. Always follow use directions in accordance with respective labels. No label dosage rates should be exceeded.

Using this product and **Patriot®, Spyder® and Telar®**: To improve control of some target species, this product may also be tank mixed with Patriot, Spyder, and Telar herbicides for non-crop, post-emergent weed control. Tank mixes have shown improved control where resistant bio-types are present.

NOTE: All intended tank mix combinations should be used only in recommended areas on the same broadleaf weed species found on both labels. For application methods and other use specifications, use the most restricted limitations from labeling of both products.

This product will either kill, control or suppress the weeds listed in the label booklet for this product. Some of these species may require repeat spot applications even under ideal conditions.

Use of this product in certain portions of California, Oregon, and Washington is subject to the January 22, 2004 Order for injunctive relief in Washington Toxics Coalition, et al. v. EPA, C0132C, (W.D. WA). For further information, please refer to EPA Web Site: <http://www.epa.gov/espp/litstatus/wtc/index.htm>.

## STORAGE AND DISPOSAL

Do not contaminate water, food or feed by storage or disposal.

**PESTICIDE STORAGE:** Store in original container in a dry, secured storage area. Keep container tightly closed when not in use. Store at temperature above 32°F. If allowed to freeze, warm to at least 40°F and remix before using. Freezing does not alter this product.

**PESTICIDE DISPOSAL:** Pesticide wastes are acutely hazardous. Improper disposal of excess pesticide, spray mixture, or rinsate is a violation of Federal law and may contaminate ground water. If these wastes cannot be disposed of by use according to label instructions, contact your State Pesticide or Environmental Control Agency, or the Hazardous Waste representative at the nearest EPA Regional Office for guidance.

### CONTAINER HANDLING:

**NOTE:** This product is available in multiple containers. Refer to the Net Contents section of this products labeling for the applicable "Nonrefillable" or "Refillable" designation. Follow the container handling instructions below that apply to your container type / size.

**Nonrefillable Containers 5 Gallons or Less:** Nonrefillable container. Do not reuse or refill this container. Triple rinse container (or equivalent) promptly after emptying. **Triple rinse as follows:** Empty the remaining contents into application equipment or a mix tank and drain for 10 seconds after the flow begins to drip. Fill the container 1/4 full with water and recap. Shake for 10 seconds. Pour rinsate into application equipment or a mix tank or store rinsate for later use or disposal. Drain for 10 seconds after the flow begins to drip. Repeat this procedure two more times. Then offer for recycling or reconditioning, or puncture and dispose of in a sanitary landfill, or by other procedures approved by State and local authorities. Plastic containers are also disposable by incineration, or, if allowed by State and local authorities, by burning. If burned, stay out of smoke.

Conditions of Sale and Limitation of Warranty and Liability:

**NOTICE:** Read the entire Directions for Use and Conditions of Sale and Limitation of Warranty and Liability before buying or using the product. If the terms are not acceptable, return the product at once, unopened, and the purchase price will be refunded.

**ALL STATEMENTS MADE HEREIN ARE SUBJECT TO APPLICABLE LAW, AND TO THE EXTENT THERE IS ANY INCONSISTENCY OR CONTENTION, APPLICABLE LAW SHALL GOVERN.**

The Directions for Use of the product must be followed carefully. It is impossible to eliminate all risks inherently associated with the use of this product. Crop injury, ineffectiveness, or other unintended consequences may result because of many different factors including, without limitation, manner of use or application, weather, combination with other products, or crop conditions. All such risks shall be assumed by Buyer and User, and Buyer and User agree to hold Manufacturer and Seller harmless from any claims relating to such factors.

**Seller warrants that this product conforms to the chemical description on the label. EXCEPT FOR THIS WARRANTY, THE PRODUCT IS FURNISHED "AS-IS", AND NEITHER SELLER NOR MANUFACTURER MAKES ANY OTHER WARRANTIES, EXPRESS OR IMPLIED, WITH RESPECT TO THE SELECTION, PURCHASE OR USE OF THIS PRODUCT; SELLER AND MANUFACTURER SPECIFICALLY DISCLAIM ANY WARRANTY OF MERCHANTABILITY OR FITNESS FOR A PARTICULAR PURPOSE BEYOND WHAT IS STATED ON THE LABEL. Buyer and User accept all risks arising from any use of this product, including without limitation, uses contrary to label instructions, or under conditions not reasonably foreseeable to (or beyond the control of) Seller or Manufacturer.**

Neither Manufacturer nor Seller shall be liable for any incidental, consequential or special damages resulting from the use or handling of this product. THE EXCLUSIVE REMEDY OF THE BUYER OR USER, AND THE EXCLUSIVE LIABILITY OF MANUFACTURER AND SELLER, FOR ANY AND ALL CLAIMS, LOSSES, INJURIES OR DAMAGES (INCLUDING CLAIMS BASED ON BREACH OF WARRANTY, CONTRACT, NEGLIGENCE, TORT, STRICT LIABILITY OR OTHERWISE) RESULTING FROM THE USE OR HANDLING OF THIS PRODUCT, SHALL BE THE RETURN OF THE PURCHASE PRICE OF THIS PRODUCT, OR, AT THE ELECTION OF MANUFACTURER OR SELLER, THE REPLACEMENT OF THE PRODUCT.

These Conditions of Sale and Limitation of Warranty and Liability shall be interpreted, unless otherwise required by the law of the state of purchase, in accordance with the laws of the State of California, excluding its conflicts of laws rules, and may not be amended by any oral or written agreement.

WILBUR-ELLIS® logo, Ideas to Grow With® and Base Camp® are registered trademarks, and Actives Tri-Droplet™ logo is a trademark of Wilbur-Ellis Company LLC.

All other trademarks are the property of their respective owners.

F-071117  
RV060817

Manufactured for:  
**WILBUR-ELLIS COMPANY LLC**  
PO BOX 16458 • FRESNO CA 93755

Specimen

GROUP 4 HERBICIDE



WILBUR-ELLIS®

Ideas to Grow With™

# BASE CAMP® AMINE 4

**ACTIVE INGREDIENT:**

2,4-Dichlorophenoxyacetic acid, dimethylamine salt\* .....46.8%

**OTHER INGREDIENTS:** .....53.2%**TOTAL:** .....100.0%

\* 2,4-Dichlorophenoxyacetic acid equivalent 38.9% by weight or 3.8 pounds per gallon.

Isomer specific by AOAC method No. 978.05

EPA REG. NO. 71368-1-2935

EPA EST. NO. 228-IL-1

## KEEP OUT OF REACH OF CHILDREN DANGER / PELIGRO

PRECAUCION AL USUARIO: Si usted no entiende la etiqueta, busque a alguien para que se la explique a usted en detalle. (If you do not understand the label, find someone to explain it to you in detail.)

FIRST AID	
<b>IF IN EYES</b>	<ul style="list-style-type: none"> <li>Hold eye open and rinse slowly and gently with water for 15 to 20 minutes.</li> <li>Remove contact lenses, if present, after the first 5 minutes, then continue rinsing eye.</li> <li>Call a poison control center or doctor for treatment advice.</li> </ul>
<b>IF SWALLOWED</b>	<ul style="list-style-type: none"> <li>Call a poison control center or doctor immediately for treatment advice.</li> <li>Have person sip a glass of water if able to swallow.</li> <li>Do not induce vomiting unless told to do so by the poison control center or doctor.</li> <li>Do not give anything by mouth to an unconscious person.</li> </ul>
<b>IF ON SKIN OR CLOTHING</b>	<ul style="list-style-type: none"> <li>Take off contaminated clothing.</li> <li>Rinse skin immediately with plenty of water for 15 to 20 minutes.</li> <li>Call a poison control center or doctor for treatment advice.</li> </ul>
<b>HOT LINE NUMBER</b>	
Have the product container or label with you when calling a poison control center or doctor, or going for treatment. You may also contact 1-877-325-1840 for emergency medical treatment information.	
<b>NOTE TO PHYSICIANS</b>	
This product contains a phenoxy herbicidal chemical. There is no specific antidote. All treatments should be based on observed signs and symptoms of distress in the patient. Probable mucosal damage may contraindicate the use of gastric lavage. Overexposure to materials other than this product may have occurred.	

### PRECAUTIONARY STATEMENTS HAZARDS TO HUMANS AND DOMESTIC ANIMALS DANGER / PELIGRO

Corrosive. Causes irreversible eye damage. Harmful if swallowed. Do not get in eyes, on skin or on clothing.

### STORAGE AND DISPOSAL

Do not contaminate water, food or feed by storage or disposal.

**PESTICIDE STORAGE:** Store in original container in a dry, secured storage area. Keep container tightly closed when not in use. Store at temperature above 32°F. If allowed to freeze, warm to at least 40°F and remix before using. Freezing does not alter this product.

**PESTICIDE DISPOSAL:** Pesticide wastes are acutely hazardous. Improper disposal of excess pesticide, spray mixture, or rinsate is a violation of Federal law and may contaminate ground water. If these wastes cannot be disposed of by use according to label instructions, contact your State Pesticide or Environmental Control Agency, or the Hazardous Waste representative at the nearest EPA Regional Office for guidance.

**CONTAINER HANDLING:**

**NOTE:** This product is available in multiple containers. Refer to the Net Contents section of this products labeling for the applicable "Nonrefillable" or "Refillable" designation. Follow the container handling instructions below that apply to your container type / size.

**Nonrefillable Containers 5 Gallons or Less:** Nonrefillable container. Do not reuse or refill this container. Triple rinse container (or equivalent) promptly after emptying. **Triple rinse as follows:** Empty the remaining contents into application equipment or a mix tank and drain for 10 seconds after the flow begins to drip. Fill the container 1/4 full with water and recap. Shake for 10 seconds. Pour rinsate into application equipment or a mix tank or store rinsate for later use or disposal. Drain for 10 seconds after the flow begins to drip. Repeat this procedure two more times. Then offer for recycling or reconditioning, or puncture and dispose of in a sanitary landfill, or by other procedures approved by State and local authorities. Plastic containers are also disposable by incineration, or, if allowed by State and local authorities, by burning. If burned, stay out of smoke.

SEE INSIDE BOOKLET FOR ADDITIONAL PRECAUTIONARY AND STORAGE AND DISPOSAL STATEMENTS.

Manufactured for: **WILBUR-ELLIS COMPANY LLC**  
PO BOX 16458 • FRESNO CA 93755

## NET CONTENTS: 2.5 GALLONS (9.46 Liters)

PULL HERE TO OPEN  
PRESS TO RESEAL

14771000

F-071117 RV060817

# PROOF

## THIS PROOF IS TO BE CHECKED FOR ACCURACY

Please review and approve **Text, Spelling, Copy Placement, Size, Shape, Colors** and **Dieline**.

**Authorized signature** accepts responsibility for accuracy of all copy, color break and artwork. Cimarron Label is not liable for any discrepancies subsequently identified.

**PLEASE NOTE:** Due to color variance between printers/monitors, the colors represented by this proof cannot be deemed accurate. Please refer to a color matching system such as the Pantone Matching System for a truer representation of spot colors.

**THIS PROOF IS NOT ACCURATE FOR COLOR-MATCH.**







*Dieline does not print.*

 **Cimarron Label**

Experts in Extended Text Labeling

4201 North Westport Ave. • Sioux Falls, SD 57107

Phone: (605) 978-0451 • Fax: (605) 978-0463

DATE	JOB NUMBER	CUSTOMER
7-26-17	130023	NuFarm
LABEL SIZE	BOOKLET SIZE	
6.5" x 6.375"	6.5" x 5.375"	
LABEL COLORS	BOOKLET COVER COLORS	BOOKLET INSIDE COLORS
 BLK	 BLK  CYAN  MAG  YELLOW	 BLK
PATTERN VARNISH: <input checked="" type="checkbox"/> YES <input type="checkbox"/> NO		

Form: CS 006B - 11/8/2011

**ARTWORK IS APPROVED**

**REVISED PROOF NEEDED**

**WE CANNOT PROCESS  
THIS ORDER WITHOUT AN  
AUTHORIZED SIGNATURE**

Signed \_\_\_\_\_ Date \_\_\_\_\_