


US61381579C (190924C) CAPRENO 1 GAL ETL 10/14/19  
colors: cmyk



**COPY AREA**

3.875"

COPY AREA  
3.5"

**FIRST AID**

<b>IF ON SKIN OR CLOTHING:</b>	<ul style="list-style-type: none"><li>• Take off contaminated clothing.</li><li>• Rinse skin immediately with plenty of water for 15-20 minutes.</li><li>• Call a poison control center or doctor for treatment advice.</li></ul>
<b>IF SWALLOWED:</b>	<ul style="list-style-type: none"><li>• Immediately call a poison control center or doctor for treatment advice.</li><li>• Do not induce vomiting unless told to do so by a poison control center or doctor.</li><li>• Have person sip a glass of water if able to swallow.</li><li>• Do not give anything by mouth to an unconscious person.</li></ul>
<b>IF IN EYES:</b>	<ul style="list-style-type: none"><li>• Hold eye open and rinse slowly and gently with water for 15-20 minutes.</li><li>• Remove contact lenses, if present, after the first 5 minutes, and then continue rinsing.</li><li>• Call a physician if irritation persists.</li></ul>
<b>NOTE TO PHYSICIAN:</b> No specific antidote is available. All treatments should be based on observed signs and symptoms of distress in the patient. Overexposure to materials other than this product may have occurred. <b>Have the product container or label with you when calling a poison control center or doctor or going for treatment.</b>	

4.0"

**PRECAUTIONARY STATEMENTS**

**HAZARDS TO HUMANS AND DOMESTIC ANIMALS**

**CAUTION**

Harmful if absorbed through the skin. Harmful if swallowed. Causes moderate eye irritation. Avoid contact with skin, eyes or clothing. Wash thoroughly with soap and water after handling.

4.375"

COPY AREA

3.875"

COPY AREA

3.5"

**PERSONAL PROTECTIVE EQUIPMENT (PPE)**

Some of the materials that are chemical-resistant to this product are listed below. If you want more options, follow the instructions for category A on an EPA chemical-resistance category selection chart.

**Applicators and other handlers must wear:** Long-sleeved shirt and long pants, chemical-resistant gloves made of any waterproof material such as polyethylene or polyvinyl chloride, shoes plus socks and protective eye wear. When mixing/loading or cleaning equipment, wear a chemical resistant apron in addition to the other required PPE. Discard clothing and other absorbent materials that have been drenched or heavily contaminated with this product's concentrate. Do not reuse them.

Follow manufacturer's instructions for cleaning/maintaining PPE. If no such instructions for washables exist, use detergent and hot water. Keep and wash PPE separately from other laundry.

**Engineering control statement**

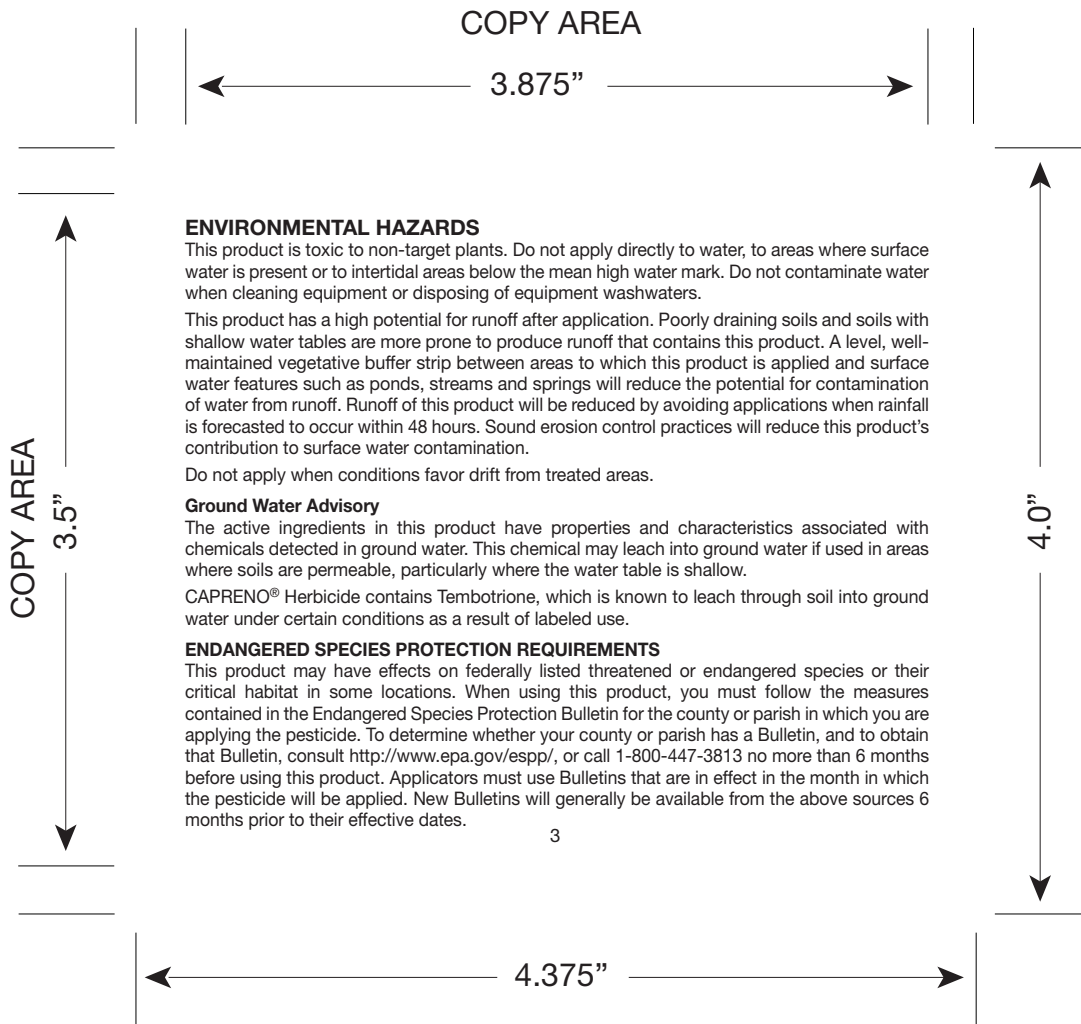
When handlers use closed systems, enclosed cabs in a manner that meets the requirements listed in the Worker Protection Standard (WPS) for agricultural pesticides [(40 CFR §170.240(d)(4-6)], the handler PPE requirements may be reduced or modified as specified in the WPS.

**USER SAFETY RECOMMENDATIONS**

Users should wash hands before eating, drinking, chewing gum, using tobacco or using the toilet. Users should remove clothing/PPE immediately if pesticide gets inside. Then wash thoroughly and put on clean clothing. Users should remove PPE immediately after handling this product. Wash the outside of gloves before removing. As soon as possible, wash thoroughly and change into clean clothing.

4.0"

4.375"



**COPY AREA**

3.875"

COPY AREA

3.5"

**PHYSICAL AND CHEMICAL HAZARDS**

Do not use or store near heat or open flame.

**DIRECTIONS FOR USE**

**It is a violation of Federal law to use this product in a manner inconsistent with its labeling. Read entire label before using this product**

Do not apply this product in a way that will contact workers or other persons, either directly or through drift. Only protected handlers may be in the same area during application. For any requirements specific to your State or Tribe, consult the agency responsible for pesticides. Do not drain or rinse equipment near desirable vegetation.

Avoid spray drift from treated areas. Refer to the Spray Drift Management section of this label for additional information.

Non-target plants may be adversely affected if the pesticide is allowed to drift from areas of application. To prevent damage to crops and other desirable plants, read and follow all directions and precautions on this label before using.

**In the State of New York Only: Not For Use In Nassau and Suffolk Counties.**

**AGRICULTURAL USE REQUIREMENTS**

Use this product only in accordance with its labeling and with the Worker Protection Standard, 40 CFR part 170. This standard contains requirements for the protection of agricultural workers on farms, forests, nurseries, and greenhouses, and handlers of agricultural pesticides. It contains requirements for training, decontamination, notification and emergency assistance. It also contains specific instructions and exceptions pertaining to the statements on this label about personal protective equipment (PPE) and restricted entry intervals. The requirements in this box only apply to uses of this product that are covered by the Worker Protection Standard. Do not enter or allow worker entry into treated areas during the restricted entry interval (REI) of 12 hours.

*(continued)*

4.0"

4.375"

COPY AREA

3.875"

**AGRICULTURAL USE REQUIREMENTS (continued)**

PPE that is required for early entry to treated areas that is permitted under the Worker Protection Standard and that involves contact with anything that has been treated such as plants, soil or water, is coveralls over long-sleeved shirt and long pants, socks and shoes and chemical-resistant gloves made of any waterproof material such as polyethylene or polyvinyl chloride and protective eyewear.

**PRODUCT INFORMATION**

CAPRENO Herbicide may be used for preemergence or postemergence selective control of annual grasses and broadleaf weeds in field corn, field corn grown for silage, white corn, and seed corn. If CAPRENO Herbicide is applied as a preemergence application, do not apply CAPRENO Herbicide as a postemergence application. Dry weather conditions following the preemergence application of CAPRENO Herbicide may reduce weed control. When CAPRENO Herbicide is applied postemergence, growth of susceptible weeds ceases within hours after application. Symptoms on susceptible weed species progress from stunted growth to yellowing and bleaching to necrosis resulting in eventual plant death generally within 7 to 14 days after application. CAPRENO Herbicide also contains a safener, which greatly reduces or prevents the temporary yellowing or stunting crop response associated with the contained herbicide chemistries when applied postemergence. If symptoms appear, corn quickly outgrows the effect and develops normally.

CAPRENO Herbicide is effective in controlling glyphosate-, triazine-, plant growth regulant-, PPO- or ALS- resistant weed populations.

**APPLICATION METHODS**

**Ground Application:**

1. Apply with **ground equipment only**. DO NOT APPLY BY AIR.

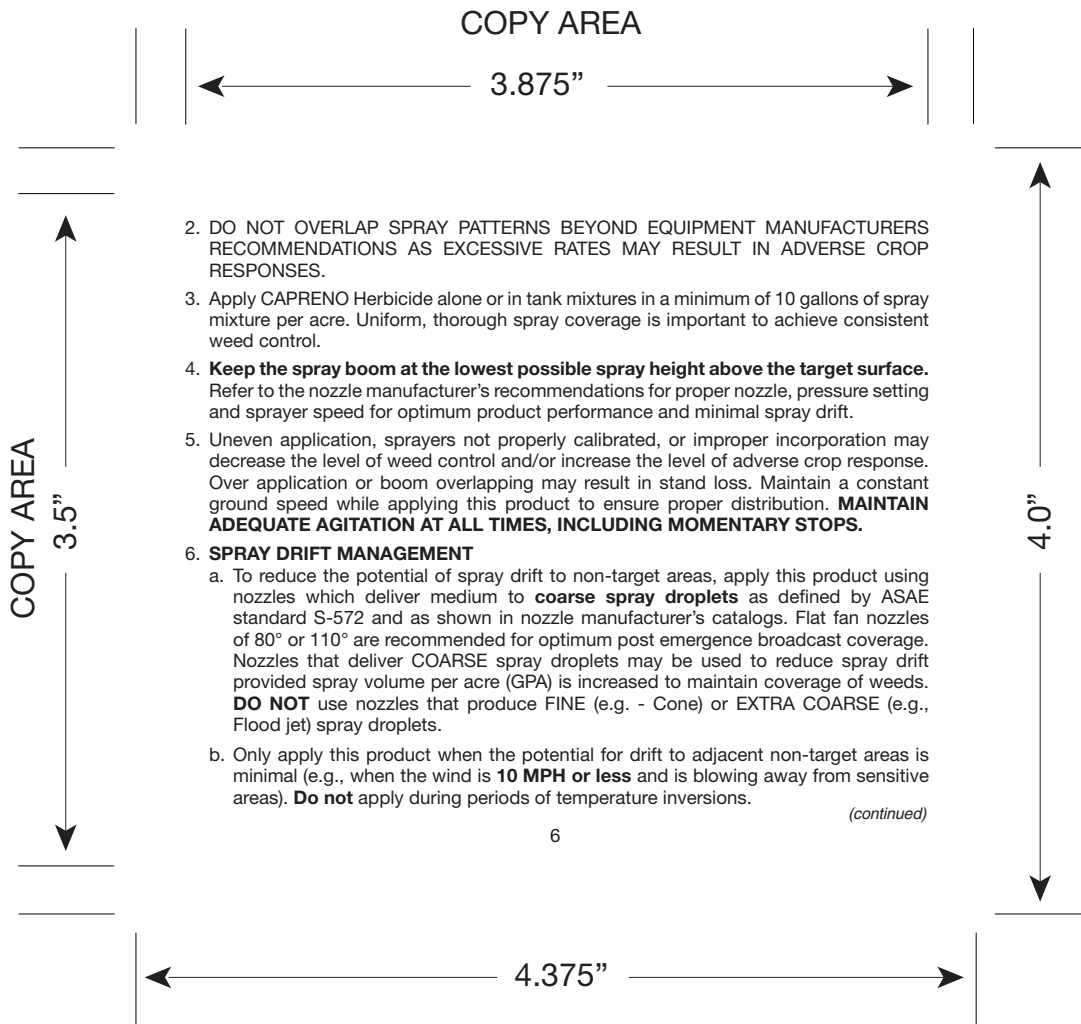
(continued)

COPY AREA

3.5"

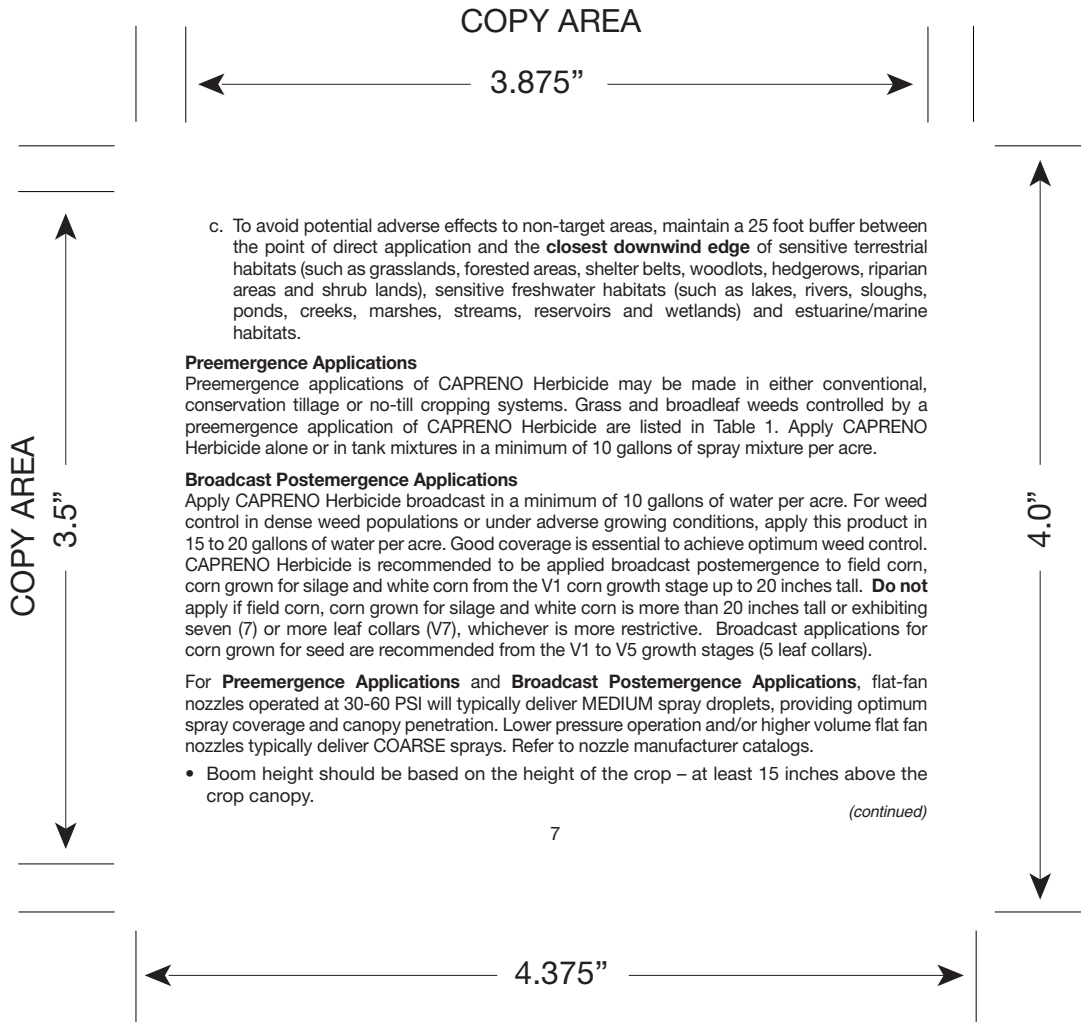
4.0"

4.375"

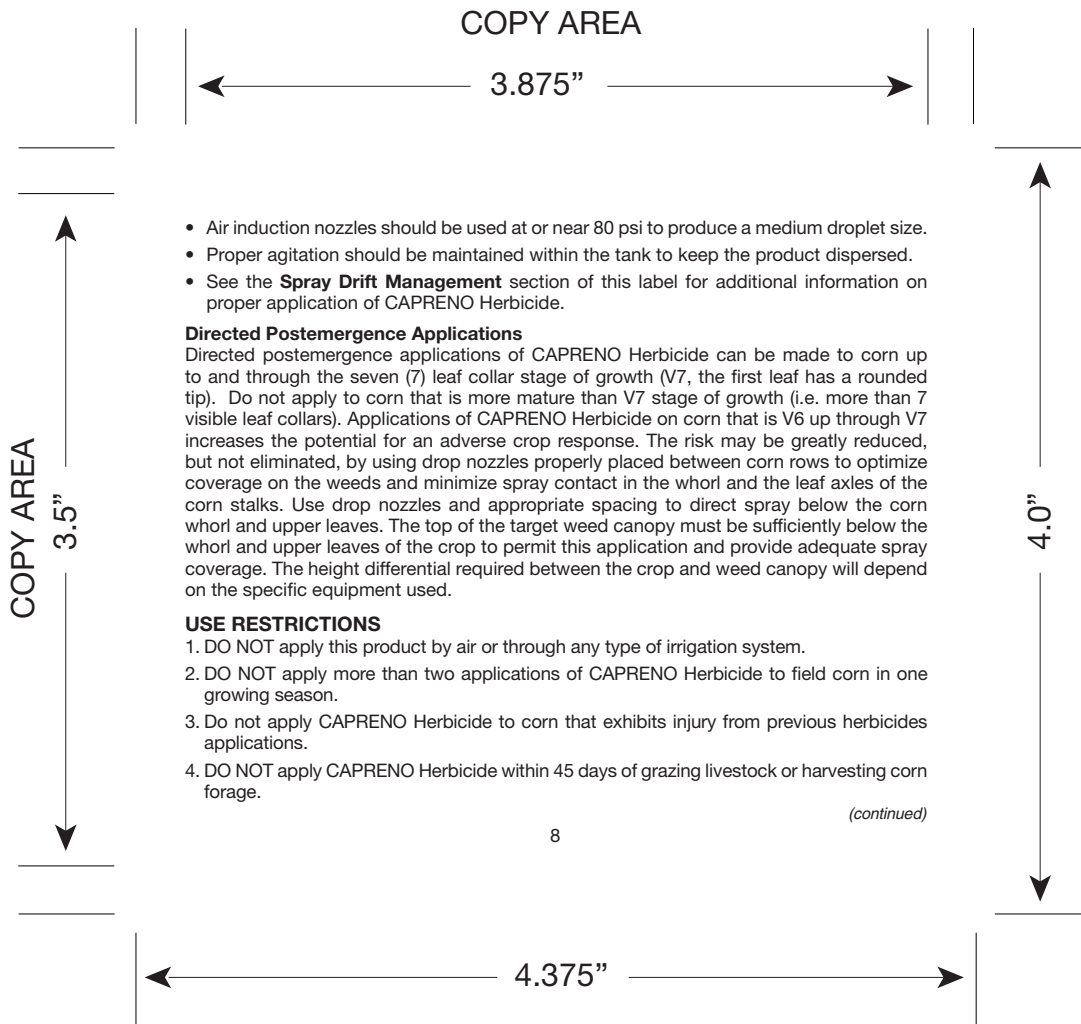


2. DO NOT OVERLAP SPRAY PATTERNS BEYOND EQUIPMENT MANUFACTURERS RECOMMENDATIONS AS EXCESSIVE RATES MAY RESULT IN ADVERSE CROP RESPONSES.
3. Apply CAPRENO Herbicide alone or in tank mixtures in a minimum of 10 gallons of spray mixture per acre. Uniform, thorough spray coverage is important to achieve consistent weed control.
4. **Keep the spray boom at the lowest possible spray height above the target surface.** Refer to the nozzle manufacturer's recommendations for proper nozzle, pressure setting and sprayer speed for optimum product performance and minimal spray drift.
5. Uneven application, sprayers not properly calibrated, or improper incorporation may decrease the level of weed control and/or increase the level of adverse crop response. Over application or boom overlapping may result in stand loss. Maintain a constant ground speed while applying this product to ensure proper distribution. **MAINTAIN ADEQUATE AGITATION AT ALL TIMES, INCLUDING MOMENTARY STOPS.**
6. **SPRAY DRIFT MANAGEMENT**
  - a. To reduce the potential of spray drift to non-target areas, apply this product using nozzles which deliver medium to **coarse spray droplets** as defined by ASAE standard S-572 and as shown in nozzle manufacturer's catalogs. Flat fan nozzles of 80° or 110° are recommended for optimum post emergence broadcast coverage. Nozzles that deliver COARSE spray droplets may be used to reduce spray drift provided spray volume per acre (GPA) is increased to maintain coverage of weeds. **DO NOT** use nozzles that produce FINE (e.g. - Cone) or EXTRA COARSE (e.g., Flood jet) spray droplets.
  - b. Only apply this product when the potential for drift to adjacent non-target areas is minimal (e.g., when the wind is **10 MPH or less** and is blowing away from sensitive areas). **Do not** apply during periods of temperature inversions.

(continued)







COPY AREA

3.875"

COPY AREA

3.5"

5. A 25 foot buffer for ground applications must be maintained between the point of direct application and the closest downwind edge of sensitive terrestrial habitats (such as grasslands, forested areas, shelter belts, woodlots, hedgerows, riparian areas and shrub lands), sensitive freshwater habitats (such as lakes, rivers, sloughs, ponds, creeks, marshes, streams, reservoirs and wetlands) and estuarine/marine habitats.

**USE PRECAUTIONS**

1. Plant corn at least 1 1/2 inches deep. Corn seed must be completely covered with soil and furrow firmed.
2. Apply CAPRENO Herbicide spray mixtures within 24 hours of mixing to avoid product degradation.
3. CAPRENO Herbicide is rain fast 1 hour after application to most weed species.
4. Allow at least 14 days between applications of CAPRENO Herbicide.
5. If CAPRENO Herbicide is applied as a preemergence application, do not apply CAPRENO HERBICIDE as a postemergence application.
6. Weed control may be reduced if the application is made when weeds are dust covered or in the presence of heavy dew, fog, and mist/rain or when weeds are under stress due to drought.
7. Avoid spray drift from treated areas. Refer to the Spray Drift Management section of this label for additional information.
8. Tank contamination can cause severe damage to other crops. Careful management of tank clean out is required. See Tank Cleanout section for complete instructions.
9. Field corn (yellow dent) can be planted immediately after an application of CAPRENO Herbicide. Other rotational crops can be planted as instructed in the rotational crop restrictions portion of this label.
10. Postemergence applications of CAPRENO Herbicide should be made in water as the carrier. Sprayable fluid fertilizer as a herbicide carrier for postemergence applications in corn can typically cause corn injury up to and including tissue burn (necrosis). Sprayable fluid fertilizer as a carrier is not recommended for use with CAPRENO Herbicide after crop emergence unless typical fertilizer burn symptoms on the crop are acceptable.
11. If a preplant/preemergence HPPD containing product has been applied, do not apply a solo application of CAPRENO Herbicide in the same season; always include an additional effective mode of action herbicide(s) as a tank mix partner.

4.0"

4.375"

COPY AREA

3.875"

**ROTATIONAL CROP RESTRICTIONS**

Rotational crops vary in their response to low concentrations of CAPRENO Herbicide remaining in the soil. The amount of CAPRENO Herbicide that may be present in the soil depends on soil moisture, soil temperature, application rate, elapsed time since application and other environmental factors. When CAPRENO Herbicide is used in combination with other products, always follow the most restrictive rotational crop requirements.

The following rotational crops may be planted after applying CAPRENO Herbicide in corn:

**Minimum plant back intervals for various crops following CAPRENO Herbicide**

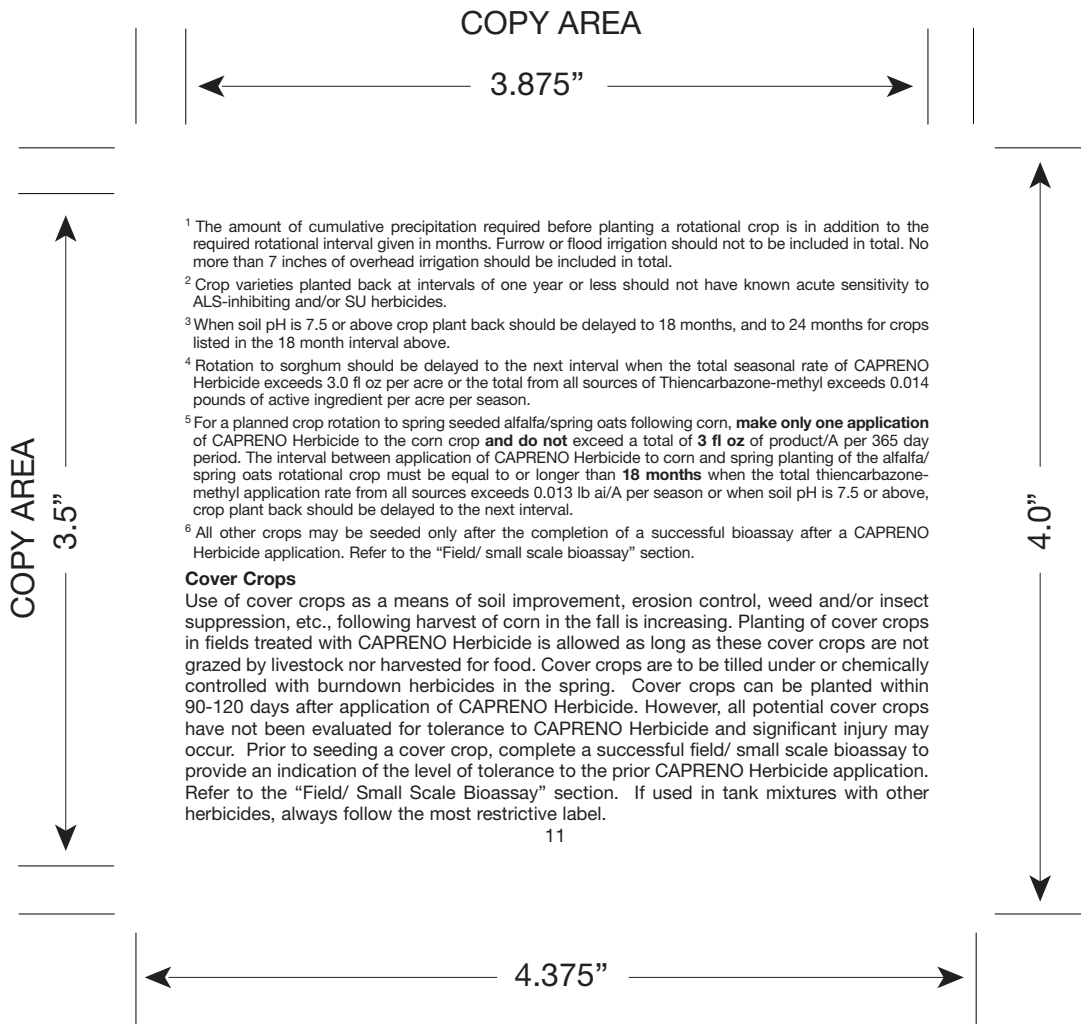
Rotational Interval (elapsed time)	Crop	Minimum precipitation requirement <sup>1</sup>
0 Months <sup>2</sup>	Field corn (yellow dent)	None
4 Months <sup>2</sup>	Wheat, triticale	None
10 Months <sup>2</sup>	Barley, Soybean, Cotton, White corn <sup>3</sup> , Sweet corn <sup>3</sup> , Popcorn <sup>3</sup> , Sorghum <sup>3,4</sup> , Spring Oats <sup>3,5</sup> , Spring Seeded Alfalfa <sup>3,5</sup> , Rice, Cotton	15 inches of cumulative precipitation from application to planting of rotational crop
11 months	Peanut	15 inches of cumulative precipitation from application to planting of rotational crop
12 months	Tobacco	15 inches of cumulative precipitation from application to planting of rotational crop
18 Months <sup>3</sup>	Alfalfa, Green and Dry Beans, Oats, Sunflower, Canola, Potato, Sugar beet and all other crops <sup>6</sup>	30 inches of cumulative precipitation from application to planting of rotational crop

(continued)

COPY AREA  
3.5"

4.0"

4.375"



COPY AREA

3.875"

COPY AREA

3.5"

**Field/Small Scale Bioassay**

A field/ small scale bioassay must be completed before rotating to a cover crops other than those specified in the "Rotational Crop Restrictions" section of this label. To conduct an effective **field bioassay**, grow strips of the crop(s) you intend to grow the following season in a field previously treated with CAPRENO Herbicide. The test strip should be placed in a controlled area and should include low areas and knolls, and include variations in soil such as type and pH. Crop response to the bioassay will determine if the crop(s) grown in the test strips can be grown safely in the areas previously treated with CAPRENO Herbicide. For an effective **small scale bioassay**, collect uniform samples of all soil types from the CAPRENO Herbicide - treated field (see example above for types of soil in the sample) and place the soil into a sturdy container. Plant the desired cover crop into the soil, apply water and place the container in a warm, sunny area to allow germination and growth of the crop. Monitor growth of the cover crop over a three to four week period. If the cover crop emerges and grows normally, the risk to establish and grow the cover crop in the CAPRENO Herbicide -treated field should be tolerable.

**MIXING INSTRUCTION**

**Application with water or liquid fertilizer as a carrier:** CAPRENO Herbicide must be applied with clean and properly calibrated equipment. Prior to adding CAPRENO Herbicide, ensure that the spray tank, filters and nozzles have been thoroughly cleaned and that agitation system is properly working.

1. Fill spray tank with 50% of the required volume of water, or liquid fertilizer prior to the addition of CAPRENO Herbicide and begin agitation.
2. Agitate the CAPRENO Herbicide product container by shaking, circulating, or stirring prior to adding the herbicide into the spray tank.
3. Add the appropriate amount of CAPRENO Herbicide slowly to the spray tank or mixing system and ensure complete dispersion. Maintain and ensure thorough dispersion and sufficient agitation during both mixing and spraying.
4. If tank mixing with another pesticide, add the tank mix product next.
5. Add nitrogen fertilizer.
6. Add the adjuvant.
7. Fill the spray tank with balance of water needed.

*(continued)*

4.0"

4.375"

COPY AREA

3.875"

COPY AREA

3.5"

If ammonium sulfate (AMS) is the nitrogen fertilizer source, it is preferred that the AMS go into the tank after the CAPRENO Herbicide and before other tankmix partners or adjuvants.

**Compatibility**

If CAPRENO Herbicide is to be tank mixed with other pesticides, compatibility must be tested prior to mixing. To test for compatibility, use a small container and mix a small amount (0.5 to 1qt) of spray solution, combining all ingredients in the same ratio as the anticipated use. If any indications of physical incompatibility develop, do not use this mixture for spraying. Indications of incompatibility usually occur within 5-15 minutes after mixing. If the mixture balls-up, or forms flakes, sludges, gels, oily films or layers, or other precipitates, it is not compatible and the tank mix combination should not be used.

**Tank Cleanup Procedure**

**Cleaning Equipment After CAPRENO Herbicide Application**

Special attention must be given to cleaning equipment before spraying a crop other than corn. Mix only as much cleaning solution as needed.

1. Remove, dump and clean main sump and boom strainers in a standard commercial tank cleaner solution.
2. Disassemble nozzle bodies including screens, gaskets, and diaphragm caps and clean in a standard commercial tank cleaner solution.
3. Rinse walls of tank and all surfaces of tank to remove visible residue.
4. Reassemble nozzles and strainers.
5. Flush the system with clean water.
6. Add 25-50 gallons of water to spray tank. Add 1-2 gallons of household bleach to spray tank (1 gallon bleach for 25 gallons water). Start agitation in the sprayer and re-circulate the bleach-containing solution for 15 minutes.
7. Spray out the bleach-containing solution until the tank is empty.
8. Rinse machine with clean water.
9. Dispose of all rinsate in an appropriate manner.

4.0"

4.375"

COPY AREA

3.875"

**SPECIFIC CROP USE DIRECTIONS**

Field Corn and Field Corn Grown for Silage

**PREEMERGENCE USE**

- This product can be used as a preemergence application in field corn, field corn grown for silage and specialty corns such as white corn and seed corn for the control of annual broadleaf and grass weeds.
- **Do not apply CAPRENO Herbicide on coarse textured soils containing less than 2.0% organic matter or crop injury may occur.**
- Apply CAPRENO Herbicide preemergence at 3-6 fl oz of product/A per application. In most cases, CAPRENO Herbicide alone will not provide season-long residual grass and broadleaf weed control and should be either tank mixed with additional registered residual preemergence herbicide (see Preemergence tank mixture section) or be followed by a planned postemergence herbicide application program.
- **If CAPRENO Herbicide is applied as a preemergence application, do not apply CAPRENO Herbicide as a postemergence application.**
- In preemergence situations where weeds have emerged prior to corn emergence, a tank mixture of CAPRENO Herbicide with crop oil concentrate (COC) is recommended for burndown of labeled weeds which are 3 inches or less in height. When weeds are greater the 3 inches in height or weeds not controlled by CAPRENO Herbicide are present, the addition of a burndown herbicide (e.g., Liberty® 280 SL Herbicide, Gramoxone® Extra, glyphosate, or 2,4-D) is recommended. The addition of atrazine in the tank mixture will further improve control of certain weeds.

**POSTEMERGENCE USE**

- This product can be used as a postemergence application in field corn, field corn grown for silage and specialty corns such as white corn and seed corn for the control of annual broadleaf and grass weeds.
- Apply CAPRENO Herbicide at 3 fl oz of product/A per application. Always add the appropriate adjuvants to the spray tank (see Spray Additives Section of this label).

*(continued)*

COPY AREA

3.5"

4.0"

4.375"

COPY AREA

3.875"

COPY AREA

3.5"

- Applications of CAPRENO Herbicide at rates less than 3 fl oz of product/A post emergence may result in incomplete weed control and reduction in residual activity.
- Follow all precautions and warnings for using ALS-inhibiting or Sulfonyl urea (SU) herbicides on a particular hybrid/variety.
- Corn hybrids and certain male pollenators within blended corn varieties vary in their response to CAPRENO Herbicide. Not all hybrids or male pollenators within blended corn varieties have been tested for sensitivity to CAPRENO Herbicide. You should consult with your seed provider or other knowledgeable agricultural professionals for advice on tolerance of hybrids or varieties containing male pollinator lines before applying CAPRENO Herbicide. If the tolerance of a hybrid or variety containing male pollinator lines is not known, you should apply CAPRENO Herbicide to a small area to first determine if the hybrid is tolerant prior to spraying large acreages of that hybrid.
- Apply CAPRENO Herbicide to field corn, corn grown for silage and white corn from the V1 corn growth stage up to 20 inches tall. **Do not** apply if field corn, corn grown for silage and white corn more than 20 inches tall or exhibiting seven (7) or more leaf collars (V7), whichever is more restrictive. Broadcast applications for corn grown for seed are recommended from the V1 to V5 growth stages (5 leaf collars).
- While CAPRENO Herbicide has a wide application window, research has shown best results are obtained when applications are made early postemergence (row n' go) when corn and weeds are small. Target applications to corn generally less than 12 inches tall for best overall performance. CAPRENO Herbicide will affect weeds that are larger than the recommended height; however it may result in incomplete weed control.
- Do not exceed a total of 6 fl oz of product/A of CAPRENO Herbicide per 365 days for all corn types.
- Do not exceed a total of the following components per acre per 365 days from all sources: 0.04 pounds Thiencazone-methyl, 0.164 pounds Tembotrione. Tembotrione with the exception as listed below for a planned crop rotation to spring seeded alfalfa/spring oats following corn.

(continued)

4.0"

4.375"



COPY AREA

3.875"

COPY AREA

3.5"

- For a planned crop rotation to spring seeded alfalfa/spring oats following corn, **make only one application** of CAPRENO Herbicide to the corn crop **and do not** exceed a total of 3 fl oz of product/A per 365 day period. The interval between application of CAPRENO Herbicide to corn and spring planting of the alfalfa/spring oats rotational crop must be equal to or longer than **10 months**. Refer to the "ROTATIONAL CROP RESTRICTIONS" section of this label for additional information. For this specific crop rotation, **do not exceed** a total of the following components per acre per 365 days from all sources: 0.013 pounds Thiencarbazone-methyl, 0.164 pounds Tembotrione.

**SPRAY ADDITIVES**

CAPRENO Herbicide is a suspension concentrate that requires the use of an external adjuvant and a nitrogen fertilizer source to achieve optimum weed control when weeds are present at time of application. For specific adjuvant recommendations with tank mixtures, see the Tank Mix Recommendations section of this label.

**Crop Oil Concentrate**

Use Crop Oil concentrate (COC) at 1 gallon per 100 gallons of water (1% v/v). COC should contain at least 80% crop oil and 10% emulsifier or greater. The use of adjuvants such as non-ionic surfactants or refined vegetable oils will result in unacceptable or erratic weed control. With CAPRENO Herbicide, the addition of high surfactant oil concentrate (HSOC) at recommended rates may substitute for the addition of COC. MSO (0.5% v/v) may also be substituted for COC when plants are growing under adverse conditions such as drought stress, low humidity, etc.

**Ammonium Nitrogen Fertilizer**

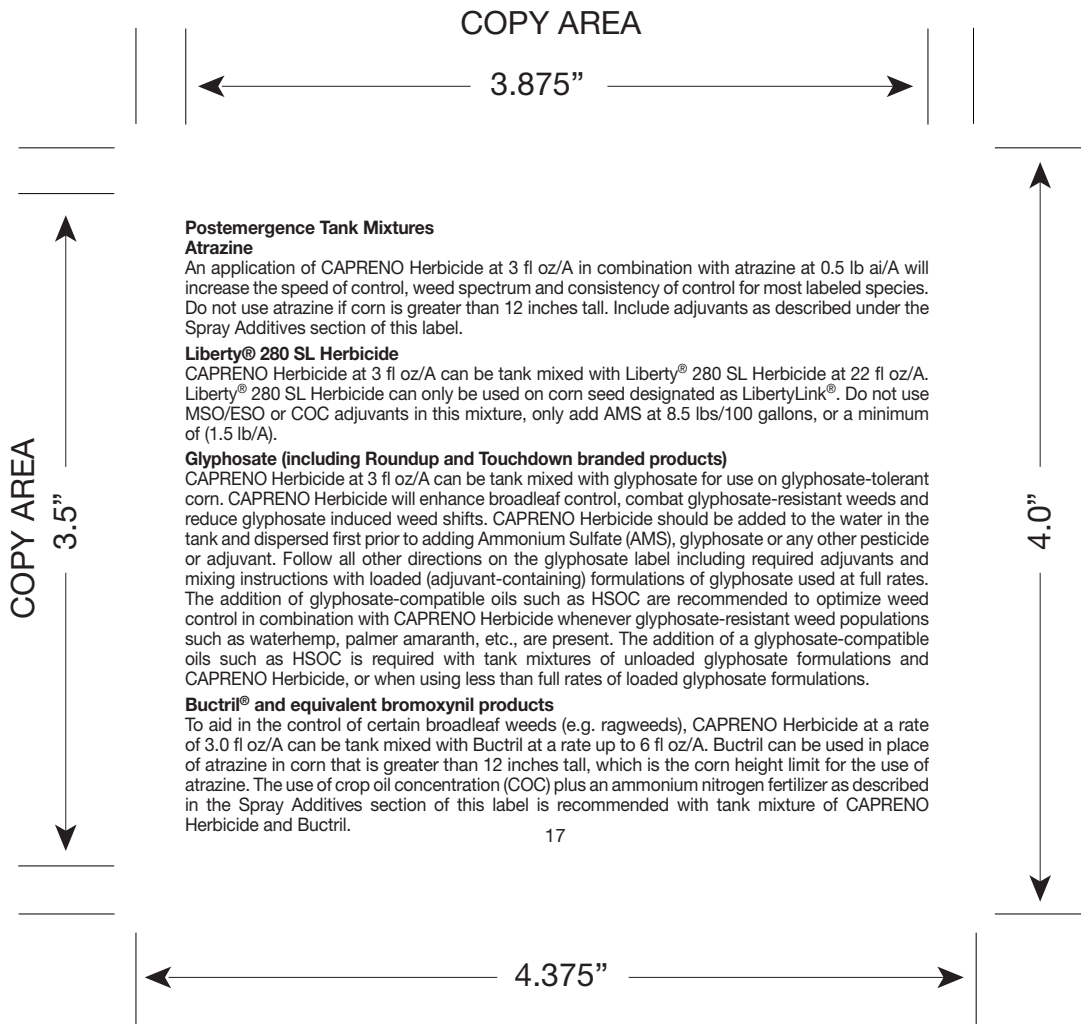
Use 1.5 qt/A of a high-quality urea ammonium nitrate (UAN) or 1.5 lb/A or 8.5 lb per 100 gallons with a minimum of 1.5 lb/A of a spray-grade ammonium sulfate (AMS). Use UAN under conditions of low relative humidity for greater weed control.

**TANK MIX RECOMMENDATIONS**

Certain tank mixes may aid in the performance of CAPRENO Herbicide. Tank mixtures with CAPRENO Herbicide are not limited to the listed tank-mix partners. When using CAPRENO Herbicide in tank mix combinations, read and follow all parts of tank mix partner labels. Follow the directions of the most restrictive tank mix partner label.

4.0"

4.375"



**COPY AREA**

3.875"

COPY AREA  
3.5"

3.5"

4.0"

4.375"

**Postemergence Tank Mixtures**

**Atrazine**

An application of CAPRENO Herbicide at 3 fl oz/A in combination with atrazine at 0.5 lb ai/A will increase the speed of control, weed spectrum and consistency of control for most labeled species. Do not use atrazine if corn is greater than 12 inches tall. Include adjuvants as described under the Spray Additives section of this label.

**Liberty® 280 SL Herbicide**

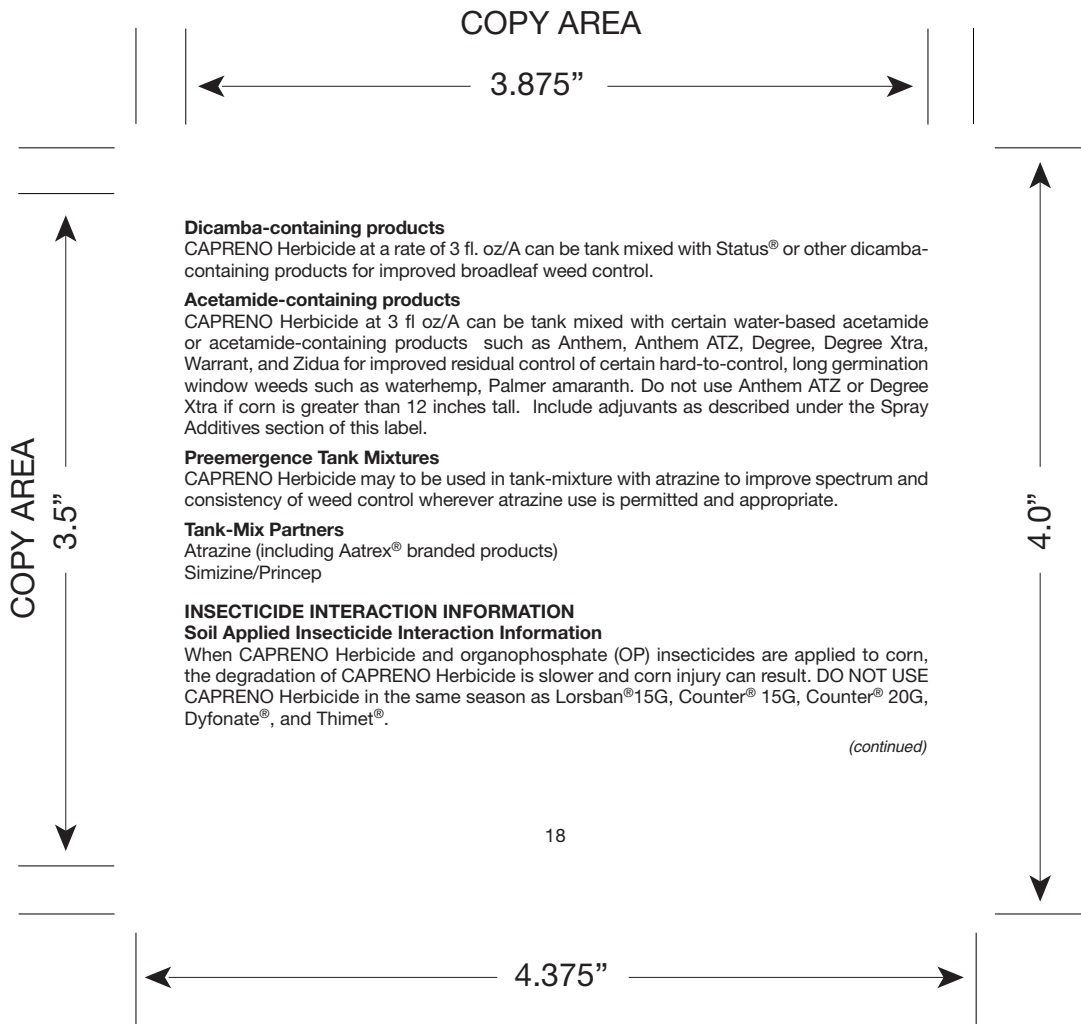
CAPRENO Herbicide at 3 fl oz/A can be tank mixed with Liberty® 280 SL Herbicide at 22 fl oz/A. Liberty® 280 SL Herbicide can only be used on corn seed designated as LibertyLink®. Do not use MSO/ESO or COC adjuvants in this mixture, only add AMS at 8.5 lbs/100 gallons, or a minimum of (1.5 lb/A).

**Glyphosate (including Roundup and Touchdown branded products)**

CAPRENO Herbicide at 3 fl oz/A can be tank mixed with glyphosate for use on glyphosate-tolerant corn. CAPRENO Herbicide will enhance broadleaf control, combat glyphosate-resistant weeds and reduce glyphosate induced weed shifts. CAPRENO Herbicide should be added to the water in the tank and dispersed first prior to adding Ammonium Sulfate (AMS), glyphosate or any other pesticide or adjuvant. Follow all other directions on the glyphosate label including required adjuvants and mixing instructions with loaded (adjuvant-containing) formulations of glyphosate used at full rates. The addition of glyphosate-compatible oils such as HSOC are recommended to optimize weed control in combination with CAPRENO Herbicide whenever glyphosate-resistant weed populations such as waterhemp, palmer amaranth, etc., are present. The addition of a glyphosate-compatible oils such as HSOC is required with tank mixtures of unloaded glyphosate formulations and CAPRENO Herbicide, or when using less than full rates of loaded glyphosate formulations.

**Buctril® and equivalent bromoxynil products**

To aid in the control of certain broadleaf weeds (e.g. ragweeds), CAPRENO Herbicide at a rate of 3.0 fl oz/A can be tank mixed with Buctril at a rate up to 6 fl oz/A. Buctril can be used in place of atrazine in corn that is greater than 12 inches tall, which is the corn height limit for the use of atrazine. The use of crop oil concentration (COC) plus an ammonium nitrogen fertilizer as described in the Spray Additives section of this label is recommended with tank mixture of CAPRENO Herbicide and Buctril.



COPY AREA

3.875"

COPY AREA  
3.5"

For all corn hybrids, the following table describes the uses of soil applied insecticides prior to an application of CAPRENO Herbicide:

Soil Applied Insecticide	Use Pattern	Use of CAPRENO Herbicide in the Same Season
Aztec <sup>®</sup> , PONCHO <sup>®</sup> /VOTIVO <sup>®</sup> , Regent, Tefluthrin (e.g. Force <sup>®</sup> )	All	No use precautions
Chlorpyrifos (e.g. Lorsban <sup>®</sup> 15G), Terbufos (e.g. Counter <sup>®</sup> 15G, Counter <sup>®</sup> 20CR), Phorate (e.g. Thimet <sup>®</sup> ), Fonophos (e.g. Dyfonate <sup>®</sup> )	All	<b>Do Not Use</b>

**Foliar Insecticide Interaction Information**

Foliar applications of an organophosphate or carbamate insecticide should not be made within 7 days of an application of CAPRENO Herbicide or crop injury may result.

**Tank Mixtures for Insect Control**

To provide weed and insect control in corn, CAPRENO Herbicide may be mixed with Baythroid<sup>®</sup> XL or Oberon<sup>®</sup> insecticides. Other insecticides that are not organophosphates or carbamates may be effective when mixed with CAPRENO Herbicide but have not been evaluated for compatibility in the spray tank or on the crop and should be tested in small quantities and on small areas before large scale use.

**WEEDS CONTROLLED BY CAPRENO HERBICIDE**

**PREEMERGENCE BROADLEAF AND GRASS WEED CONTROL**


CAPRENO Herbicide effectively controls the following grass and broadleaf weeds when applied at 3-6 fl oz/A. In most cases, CAPRENO Herbicide alone will not provide season-long residual weed control and should be either tankmixed with additional registered residual preemergence herbicide(s) or be followed by a planned postemergence herbicide application program.

4.375"

4.0"

COPY AREA

3.875"



**POSTEMERGENCE BROADLEAF WEED CONTROL**

CAPRENO Herbicide effectively controls the following broadleaf weeds including biotypes resistant to glyphosate, triazines plant growth regulant, PPO and ALS herbicides when applied at 3 fl oz of product/A along with the recommended adjuvant system. Best control of broadleaf weeds is achieved when weeds are less than 6" in height and actively growing. The addition of atrazine at a minimum of 0.5 lb ai/A will enhance the speed of control, weed spectrum, and consistency of control of many broadleaf weeds, and improve control of weeds larger than 6" in height.

**Table 1. Broadleaf/Grass Weeds Controlled with Preemergence Applications of CAPRENO Herbicide**

Weeds Controlled	Scientific Name	CAPRENO Herbicide 3 fl oz/A	CAPRENO Herbicide 3 fl oz/A + atrazine minimum of 0.5 lb ai/A
<b>Broadleaf Weeds</b>			
Lambsquarters, common	<i>Chenopodium album</i>	C	C
Pigweed, red root	<i>Amaranthus retroflexus</i>	C	C
Smartweed, Pennsylvania	<i>Polygonum pennsylvanicum</i>	C	C
Velvetleaf	<i>Abutilon theophrasti</i>	C	C
Waterhemp, common	<i>Amaranthus rudis</i>	C	C
<b>Grasses</b>			
Barnyardgrass	<i>Echinochloa crus-galli</i>	PC	PC
Foxtail, giant	<i>Setaria faberi</i>	PC	PC
Foxtail, yellow	<i>Setaria pumila</i>	PC	PC
Panicum, fall	<i>Panicum dichotomiflorum</i>	PC	PC

C = Control PC = Partial Control

COPY AREA  
3.5"



4.0"



4.375"



COPY AREA

3.875"

**Table 2. Broadleaf Weeds Controlled with Postemergence Applications of CAPRENO Herbicide**

Broadleaf Weeds	Scientific Name	CAPRENO Herbicide 3 fl oz/A	CAPRENO Herbicide 3 fl oz/A + atrazine minimum of 0.5 lb ai/A	CAPRENO Herbicide 3 fl oz/A + glyphosate at label rates
		Control of weeds <6 " tall		
Amaranth, Palmer*	<i>Amaranthus palmeri</i>	C	C	C
Amaranth, Powell*	<i>Amaranthus powellii</i>	C	C	C
Amaranth, spiny*	<i>Amaranthus spinosus</i>	C	C	C
Amaranth, tumbleweed*	<i>Amaranthus albus</i>	C	C	C
Buckwheat, wild	<i>Polygonum convolvulus</i>	PC	C	PC
Buffalobur	<i>Solanum rostratum</i>	PC	C	PC
Burcucumber	<i>Sicyos angulatus</i>	PC	C	C
Carpetweed	<i>Mollugo verticillata</i>	C	C	C
Chickweed, common	<i>Stellaria media</i>	C	C	C
Cocklebur, common	<i>Xanthium strumarium</i>	C	C	C
Dandelion	<i>Taraxacum officinale</i>	PC	PC	C
Deadnettle, purple	<i>Lamium purpureum</i>	C	C	C
Dock, curly	<i>Rumex crispus</i>	PC	PC	PC
Galinsoga*	<i>Galinsoga parviflora</i>	C	C	C
Hemp	<i>Cannabis sativa</i>	C	C	C
Henbit	<i>Lamium amplexicaule</i>	C	C	C
Jimsonweed	<i>Datura stramonium</i>	C	C	C
Knotweed, prostrate	<i>Polygonum aviculare</i>	PC	PC	PC

COPY AREA  
3.5"

4.0"

4.375"

COPY AREA

3.875"

COPY AREA  
3.5"

Broadleaf Weeds	Scientific Name	CAPRENO Herbicide 3 fl oz/A	CAPRENO Herbicide 3 fl oz/A + atrazine minimum of 0.5 lb ai/A	CAPRENO Herbicide 3 fl oz/A + glyphosate at label rates
		Control of weeds <6 " tall		
Kochia	<i>Kochia scoparia</i>	C	C	C
Ladysthumb	<i>Polygonum persicaria</i>	C	C	C
Lambsquarters, common	<i>Chenopodium album</i>	C	C	C
Mallow, Venice	<i>Hibiscus trionum</i>	C	C	C
Marestail/Horseweed	<i>Conyza canadensis</i>	PC	C	C
Melon, smell	<i>Cucumis melo</i>	C	C	C
Morningglory, cotton*	<i>Ipomoea trichocarpa</i>	PC	C	C
Morningglory, ivyleaf*	<i>Ipomoea hederacea</i>	PC	C	C
Morningglory, pitted*	<i>Ipomoea lacunosa</i>	PC	C	C
Mustard, wild	<i>Sinapis arvensis</i>	C	C	C
Nightshade, black	<i>Solanum nigrum</i>	C	C	C
Nightshade, Eastern black	<i>Solanum ptycanthum</i>	C	C	C
Nightshade, hairy	<i>Solanum sarrachoides</i>	C	C	C
Pigweed, redroot	<i>Amaranthus retroflexus</i>	C	C	C
Pigweed, smooth	<i>Amaranthus hybridus</i>	C	C	C
Plantain, blackseed	<i>Plantago rugelii</i>	C	C	C
Pokeweed, common*	<i>Phytolacca americana</i>	PC	PC	C
Potato, volunteer	<i>Solanum spp.</i>	C	C	C
Purslane, common	<i>Portulaca oleracea</i>	PC	C	PC

4.0"

4.375"

COPY AREA

3.875"

COPY AREA  
3.5"

Broadleaf Weeds	Scientific Name	CAPRENO Herbicide 3 fl oz/A	CAPRENO Herbicide 3 fl oz/A + atrazine minimum of 0.5 lb ai/A	CAPRENO Herbicide 3 fl oz/A + glyphosate at label rates
		Control of weeds <6 " tall		
Pusley, Florida*	<i>Richardia scabra</i>	C <sup>1</sup>	C <sup>1</sup>	C <sup>1</sup>
Ragweed, common	<i>Ambrosia artemisiifolia</i>	C	C	C
Ragweed, giant	<i>Ambrosia trifida</i>	C	C	C
Sesbania, hemp	<i>Sesbania exaltata</i>	C	C	C
Shepherd's- purse*	<i>Capsella bursa-pastoris</i>	C	C	C
Sicklepod	<i>Cassia tora</i>	PC	C	PC
Sida, prickly (teaweed)	<i>Sida spinosa</i>	C	C	C
Smartweed, pale	<i>Polygonum lapathifolium</i>	C	C	C
Smartweed, Pennsylvania	<i>Polygonum pennsylvanicum</i>	C	C	C
Sunflower, common	<i>Helianthus annuus</i>	C	C	C
Thistle, Canada	<i>Cirsium arvense</i>	PC	C	PC
Thistle, Russian*	<i>Salsola kali</i>	C	C	C
Velvetleaf	<i>Abitilon theophrasti</i>	C	C	C
Waterhemp, common*	<i>Amaranthus rudis</i>	C	C	C
Waterhemp, tall*	<i>Amaranthus tuberculatus</i>	C	C	C

4.0"

**C = Control PC = Partial Control<sup>2</sup>**

<sup>1</sup> Apply before weed exceeds 2 inches in height.  
<sup>2</sup> Partially controlled weeds will be stunted in growth and/or be reduced in number as compared to non-treated areas; performance may not be commercially acceptable. The degree of weed control will vary with weed size, density, spray coverage, and/or growing conditions.  
 \*Not Approved in California

4.375"



COPY AREA

3.875"

**POSTEMERGENCE GRASS WEED CONTROL**

**Grass Weeds Controlled**

CAPRENO Herbicide effectively controls the following grass weeds when applied at 3 fl oz/A. The best control of grass weeds is achieved prior to tillering and actively growing.

**Table 3. Grass and Sedges Weeds Controlled with Postemergence Applications of CAPRENO Herbicide**

Grass Weeds	Scientific Name	CAPRENO Herbicide 3 fl oz/A		CAPRENO Herbicide 3 fl oz/A + atrazine minimum of 0.5 lb ai/A		CAPRENO Herbicide 3 fl oz/A + glyphosate at label rates
		Maximum Weed Height (inches)	Performance	Maximum Weed Height (inches)	Performance	Performance
Barnyardgrass	<i>Echinochloa crus-galli</i>	5	C	6	C	C
Crabgrass, large	<i>Digitaria sanguinalis</i>	3	C	3	C	C
Crabgrass, smooth	<i>Digitaria ischaemum</i>	2	PC	2	PC	C
Cupgrass, woolly	<i>Eriochloa villosa</i>	3	PC	4	C	C
Foxtail, giant	<i>Setaria faberi</i>	3	C	3	C	C
Foxtail, green	<i>Setaria viridis</i>	2	C	2	C	C
Foxtail, yellow	<i>Setaria pumila</i>	3	C	3	C	C
Goosegrass*	<i>Eleusine indica</i>	3	PC	4	C	C
Johnsongrass, seedling*	<i>Sorghum halepense</i>	5	C	6	C	C
Junglerice	<i>Echinochloa colonum</i>	4	C	5	C	C
Millet, wild proso	<i>Panicum miliaceum</i>	6	C	6	C	C
Nutsedge, yellow	<i>Cyperus esculentus</i>	3	PC	3	PC	PC

(continued)

COPY AREA  
3.5"

4.0"

4.375"

COPY AREA

3.875"

COPY AREA  
3.5"

Grass Weeds	Scientific Name	CAPRENO Herbicide 3 fl oz/A		CAPRENO Herbicide 3 fl oz/A + atrazine minimum of 0.5 lb ai/A		CAPRENO Herbicide 3 fl oz/A + glyphosate at label rates
		Maximum Weed Height (inches)	Performance	Maximum Weed Height (inches)	Performance	Performance
Panicum, fall	<i>Panicum dichotomiflorum</i>	5	C	5	C	C
Panicum, Texas	<i>Panicum texanum</i>	3	C	4	C	C
Sandbur, field	<i>Cenchrus incertus</i>	2	C	2	C	C
Shattercane/ Volunteer sorghum*	<i>Sorghum bicolor</i>	12	C	12	C	C
Signalgrass, broadleaf	<i>Brachiaria platphylla</i>	5	C	5	C	C
Wild Oat	<i>Avena fatua</i>	6	C	6	C	C

4.0"

C = Control PC = Partial Control

\*Not Approved in California

**Cultivation**

Cultivation can help remove partially controlled weeds or multiple flushing weeds. Cultivation can be made at least 7 days before, or after, an application of CAPRENO Herbicide.

**Late or Rescue Applications**

Applications of CAPRENO Herbicide at 3 fl oz/A may be applied to escaped weeds beyond labeled weed heights. In these situations, partial control and reduced weed competition can be expected. **Do not** apply CAPRENO Herbicide broadcast to field corn, corn grown for silage and white corn more than 20 inches tall or exhibiting seven (7) or more leaf collars, whichever is more restrictive nor to seed corn beyond the V5 stage of growth (5 leaf collars).

(continued)

4.375"

COPY AREA

3.875"

COPY AREA

3.5"

Yield loss due to competition: Research indicates competition from foxtail (*Setaria* spp.) exceeding 4 inches in height may reduce corn yields. Delayed applications to foxtail and other weeds that exceed 4 inches in height or the sizes stated on this label increases the risk of yield loss due to prolonged competition with the crop even though control may be acceptable.

**RESISTANCE MANAGEMENT**

CAPRENO Herbicide contains two modes of action, an HPPD inhibitor (Group 27) and ALS/AHAS enzyme inhibitor (Group 2). Naturally occurring biotypes of certain weed species with resistance to a variety of herbicide modes of actions (triazine, ALS, PPO, glyphosate, auxin, HPPD, etc.) are known to exist. Repeated use of herbicides having similar modes of action allow resistant weed species to be selected for and spread. To manage the selection and spread of resistant weed populations, it is important to use herbicides with different modes of action in tank mixture, rotation or in conjunction with alternate cultural practices. Performance of CAPRENO Herbicide is not affected by the presence of weed biotypes resistant to glyphosate-, triazine-, PPO-, or growth-regulant herbicide modes of action.

To help prevent or delay the development of resistance to CAPRENO Herbicide, always use the full labeled rates as shown on the label. If a preplant/preemergence HPPD-containing product has been applied, do not apply a solo postemergence application of CAPRENO Herbicide; always include an additional effective mode of action herbicide(s) as a tank mix partner.

**Integrated Pest (Weed) Management**

CAPRENO Herbicide may be integrated into an overall weed and pest management strategy whenever the use of a herbicide is required. Practices known to reduce weed development (tillage, crop competition) and herbicide use (weed scouting, proper application timing) should be followed wherever possible. Consult local agricultural and weed authorities for additional IPM strategies established for your area.

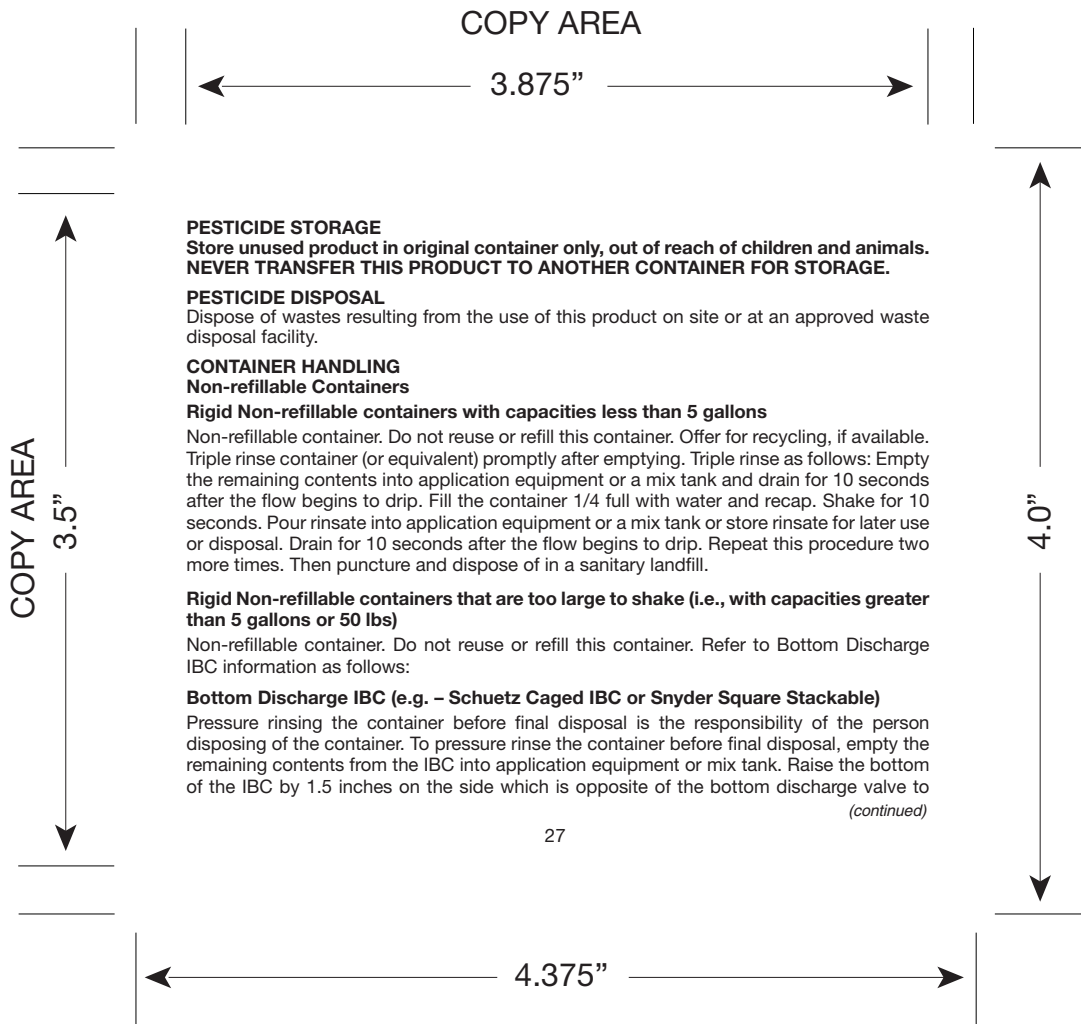
**STORAGE AND DISPOSAL**

Do not contaminate water, food or feed by storage or disposal.

(continued)

4.0"

4.375"



COPY AREA

3.875"

promote more complete product removal. Completely remove the top lid of the IBC. Use water pressurized to at least 40 PSI to rinse all interior portions. Continuously pump or drain rinsate into application equipment or rinsate collection system while pressure rinsing. Continue pressure rinsing for 2 minutes or until rinsate becomes clear. Replace the lid and close bottom valve.

**IMPORTANT: READ BEFORE USE**

Read the entire Directions for Use, Conditions, Disclaimer of Warranties and Limitations of Liability before using this product. If terms are not acceptable, return the unopened product container at once.

By using this product, user or buyer accepts the following Conditions, Disclaimer of Warranties and Limitations of Liability.

**CONDITIONS:** The directions for use of this product are believed to be adequate and must be followed carefully. However, it is impossible to eliminate all risks associated with the use of this product. Crop injury, ineffectiveness or other unintended consequences may result because of such factors as weather conditions, presence of other materials, or the manner of use or application, all of which are beyond the control of Bayer CropScience LP. All such risks shall be assumed by the user or buyer.

**DISCLAIMER OF WARRANTIES:** TO THE EXTENT CONSISTENT WITH APPLICABLE LAW, BAYER CROPSOURCE LP MAKES NO OTHER WARRANTIES, EXPRESS OR IMPLIED, OF MERCHANTABILITY OR OF FITNESS FOR A PARTICULAR PURPOSE OR OTHERWISE, THAT EXTEND BEYOND THE STATEMENTS MADE ON THIS LABEL. No agent of Bayer CropScience LP is authorized to make any warranties beyond those contained

*(continued)*

COPY AREA

3.5"

4.0"

4.375"

COPY AREA

3.875"

COPY AREA

3.5"

herein or to modify the warranties contained herein. TO THE EXTENT CONSISTENT WITH APPLICABLE LAW, BAYER CROPSCIENCE LP DISCLAIMS ANY LIABILITY WHATSOEVER FOR SPECIAL, INCIDENTAL OR CONSEQUENTIAL DAMAGES RESULTING FROM THE USE OR HANDLING OF THIS PRODUCT.

**LIMITATIONS OF LIABILITY:** TO THE EXTENT CONSISTENT WITH APPLICABLE LAW, THE EXCLUSIVE REMEDY OF THE USER OR BUYER FOR ANY AND ALL LOSSES, INJURIES OR DAMAGES RESULTING FROM THE USE OR HANDLING OF THIS PRODUCT, WHETHER IN CONTRACT, WARRANTY, TORT, NEGLIGENCE, STRICT LIABILITY OR OTHERWISE, SHALL NOT EXCEED THE PURCHASE PRICE PAID, OR AT BAYER CROPSCIENCE LP'S ELECTION, THE REPLACEMENT OF PRODUCT.

Baythroid® XL, Define, Buctril, Liberty® 280 SL Herbicide, Option, Oberon, PONCHO®/VOTIVO® are registered trademarks of Bayer CropScience LP

Lorsban is a registered trademark of Dow Agro Sciences LLC

Touchdown is registered trademark of Syngenta Group Company

Accent, Stout, Steadfast are registered trademarks of DuPont Corporation

Status and Zidua are registered trademarks of BASF Corporation

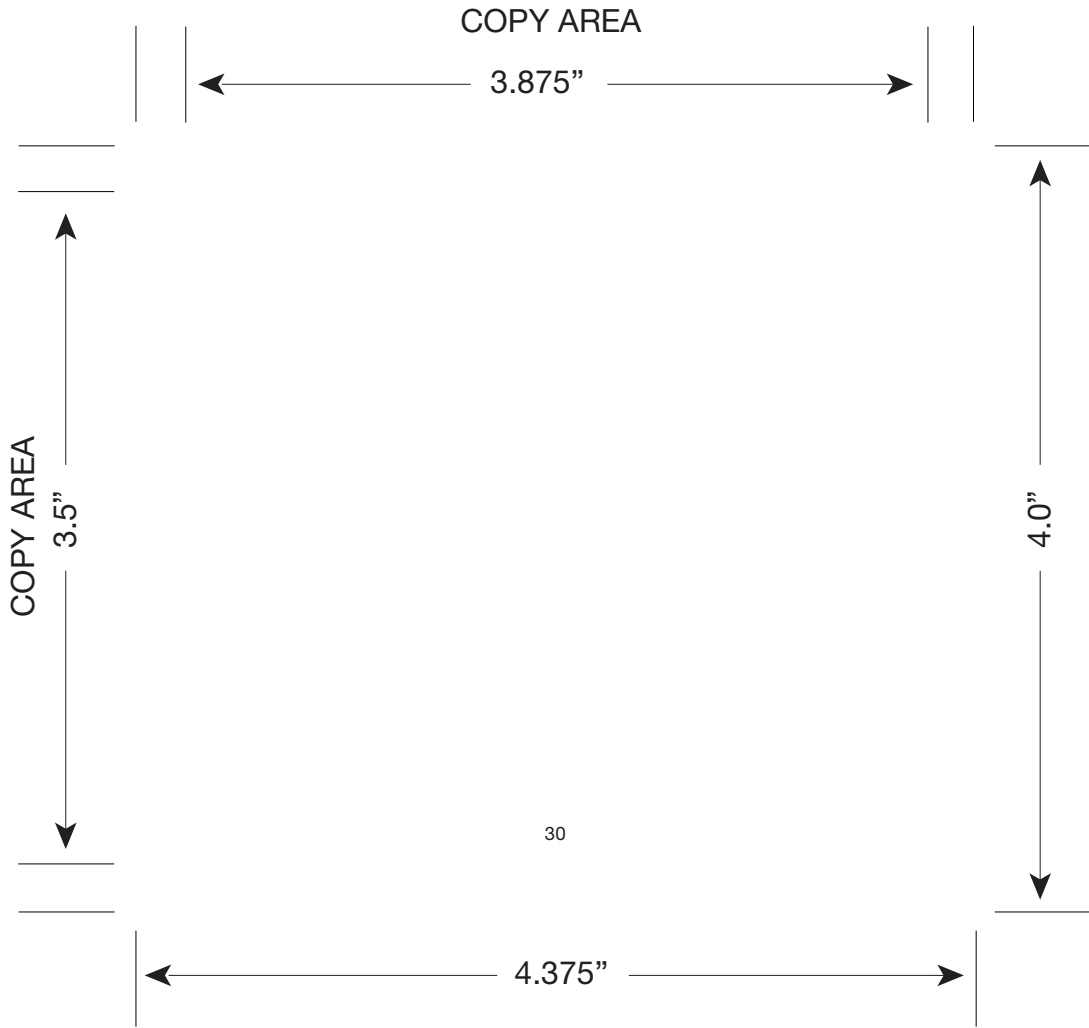
Degree, Degree Xtra and Warrant are registered trademarks of Monsanto Company

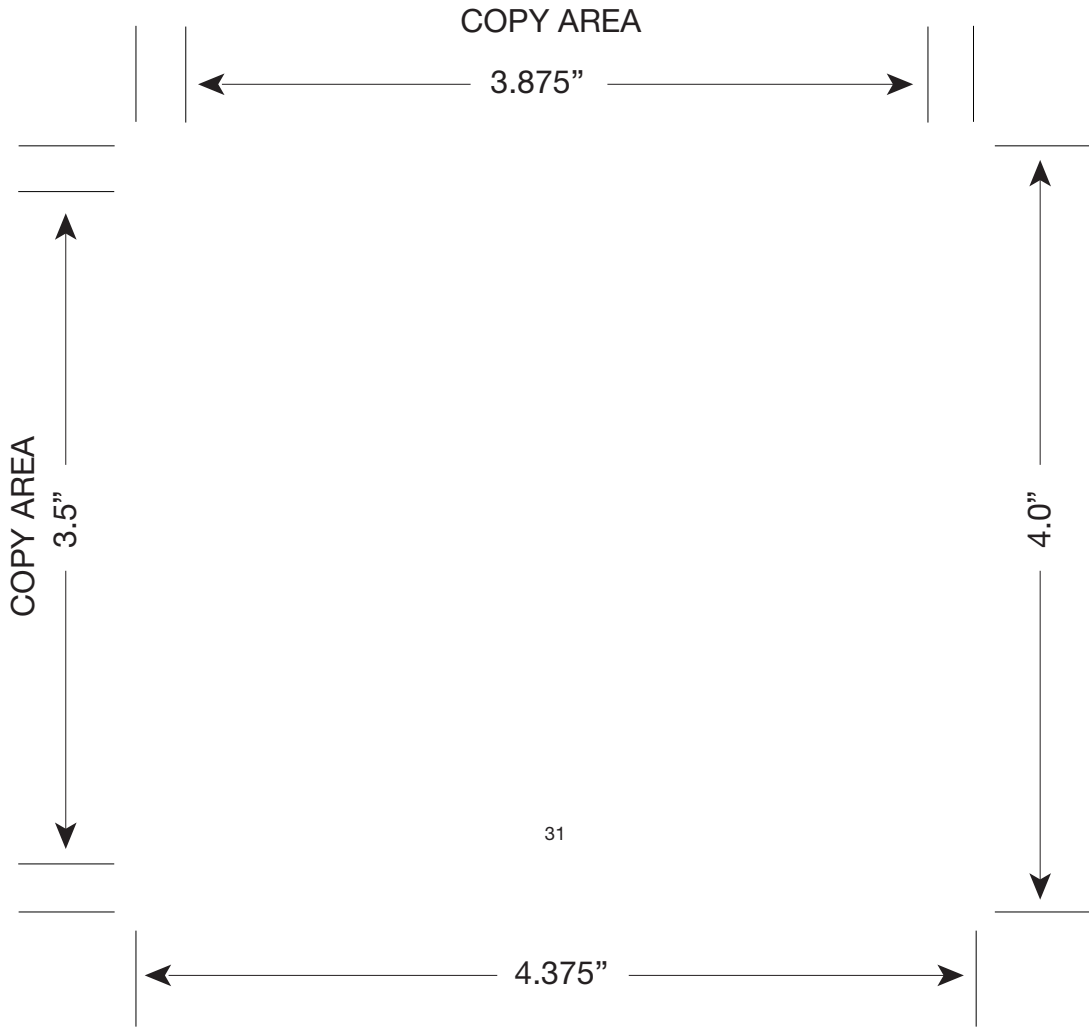
Anthem and Anthem ATZ are registered trademarks of FMC Corporation

4.0"

Bayer

4.375"







BASE LABEL

5.375"

COPY AREA  
3.75"

NET CONTENTS: 1 GALLON



**CAPRENO® Herbicide**

A herbicide for control of annual broadleaf and grass weeds in corn.

**ACTIVE INGREDIENTS: Thiencarbazone-methyl:**

(Methyl 4-[[[4, 5-dihydro-3-methoxy-4-methyl-5-oxo-1H-1, 2, 4-triazol-1-yl]carbonyl]amino]sulfonyl]-5-methyl-3-thiophenecarboxylate) \* ..... 5.6%

**Tembotrione:** 1, 3-cyclohexanedione, 2-[2-chloro-4-(methylsulfonyl)-3-[(2, 2, 2-trifluoroethoxy)methyl]benzoyl] \*\* ... 28.3%

**OTHER INGREDIENTS:** ..... 66.1%

Contains the following active ingredient per gallon: **TOTAL: 100.0%**  
0.57 pounds Thiencarbazone-methyl and 2.88 pounds Tembotrione.

\*(CAS Number 317815-83-1) \*\*(CAS Number 335104-84-2)

EPA Reg. No. 264-1063

**KEEP OUT OF REACH OF CHILDREN  
CAUTION**

Si usted no entiende la etiqueta, busque a alguien para que se la explique a usted en detalle. (If you do not understand the label, find someone to explain it to you in detail.)

For **MEDICAL and TRANSPORTATION Emergencies ONLY**  
Call 24 Hours A Day 1-800-334-7577  
For **PRODUCT USE** Information Call 1-866-99BAYER (1-866-992-2937)

See Panel for First Aid Instructions and Booklet for Complete  
Precautionary Statements and Directions for Use.

**FIRST AID**

**IF ON SKIN OR CLOTHING:** • Take off contaminated clothing. • Rinse skin immediately with plenty of water for 15-20 minutes. • Call a poison control center or doctor for treatment advice.

**IF SWALLOWED:** • Immediately call a poison control center or doctor for treatment advice. • Do not induce vomiting unless told to do so by a poison control center or doctor. • Have person sip a glass of water if able to swallow. • Do not give anything by mouth to an unconscious person.

**IF IN EYES:** • Hold eye open and rinse slowly and gently with water for 15-20 minutes. • Remove contact lenses, if present, after the first 5 minutes, and then continue rinsing. • Call a physician if irritation persists.

**NOTE TO PHYSICIAN:** No specific antidote is available. All treatments should be based on observed signs and symptoms of distress in the patient. Overexposure to materials other than this product may have occurred.

Have the product container or label with you when calling a poison control center or doctor or going for treatment.

GROUP 2 & 27 HERBICIDE

**PRECAUTIONARY STATEMENTS  
HAZARDS TO HUMANS AND DOMESTIC ANIMALS**

**CAUTION**

Harmful if absorbed through the skin. Harmful if swallowed. Causes moderate eye irritation. Avoid contact with skin, eyes or clothing. Wash thoroughly with soap and water after handling.

**DIRECTIONS FOR USE**

It is a violation of Federal law to use this product in a manner inconsistent with its labeling.  
Read entire label before using this product.

**STORAGE AND DISPOSAL**

Do not contaminate water, food or feed by storage or disposal.

**PESTICIDE STORAGE**

Store unused product in original container only, out of reach of children and animals. NEVER TRANSFER THIS PRODUCT TO ANOTHER CONTAINER FOR STORAGE.

**PESTICIDE DISPOSAL**

Dispose of wastes resulting from the use of this product on site or at an approved waste disposal facility.

**CONTAINER HANDLING: Non-refillable Containers**

Rigid Non-refillable containers with capacities less than 5 gallons

Non-refillable container. Do not reuse or refill this container. Offer for recycling, if available. Triple rinse container (or equivalent) promptly after emptying. Triple rinse as follows: Empty the remaining contents into application equipment or a mix tank and drain for 10 seconds after the flow begins to drip. Fill the container 1/4 full with water and recap. Shake for 10 seconds. Pour rinsate into application equipment or a mix tank or store rinsate for later use or disposal. Drain for 10 seconds after the flow begins to drip. Repeat this procedure two more times. Then puncture and dispose of in a sanitary landfill.

Bayer CropScience LP  
800 N. Lindbergh Blvd.  
St. Louis, MO 63167  
CAPRENO is a registered trademark of Bayer.  
©2019 Bayer CropScience

US61381579C 190924C 09/19

4.0"

0.8125"

4.0"  
COPY AREA

.5625"