

FEVERTM MAXX

GLUFOSINATE	GROUP	10	HERBICIDE
FOMESAFEN	GROUP	14	HERBICIDE

HERBICIDE
FOR THE CONTROL OF CERTAIN WEEDS IN COTTON AND SOYBEANS

ACTIVE INGREDIENTS:

Sodium Salt of Fomesafen:	% BY WT.
Glufosinate Ammonium:	

OTHER INGREDIENTS:

TOTAL:	68.39%
Contains 1.0 pound of fomesafen acid and 2.0 pounds of glufosinate ammonium per gallon	100.00%

KEEP OUT OF REACH OF CHILDREN WARNING / AVISO

Si usted no entiende la etiqueta, busque a alguien para que se la explique a usted en detalle.
(If you do not understand the label, find someone to explain it to you in detail).

For Chemical Spill, Leak, Fire, or Exposure, Call CHEMTREC (800) 424-9300

SEE INSIDE BOOKLET FOR ADDITIONAL PRECAUTIONARY STATEMENTS.

Not for Sale, Sale Into, Distribution and/or Use in Nassau and Suffolk Counties of New York State.

EPA Reg. No.: 89167-93-89391

110320RD0051121



INNICTIS



Distributed By:
INNICTIS® CROP CARE, LLC
1880 Fall River Drive, Suite 100
Loveland, CO 80538

FIRST AID	
IF ON SKIN OR CLOTHING:	<ul style="list-style-type: none"> Take off contaminated clothing. Rinse skin immediately with plenty of water for 15-20 minutes. Call a poison control center or doctor for treatment advice.
IF IN EYES:	<ul style="list-style-type: none"> Hold eye open and rinse slowly and gently with water for 15-20 minutes. Remove contact lenses, if present, after the first 5 minutes, then continue rinsing eye. Call a poison control center or doctor for treatment advice.
IF SWALLOWED:	<ul style="list-style-type: none"> Immediately call a poison control center or doctor. Have person sip a glass of water if able to swallow. DO NOT induce vomiting unless told to do so by a poison control center or doctor. DO NOT give anything by mouth to an unconscious person.
NOTE TO PHYSICIAN	
If this product is ingested, endotracheal intubation and gastric lavage should be performed as soon as possible, followed by charcoal and sodium sulfate administration.	
HOTLINE NUMBER	
Have the product container or label with you when calling a poison control center or doctor, or going for treatment. For emergency information concerning this product, call the National Pesticides Information Center (NPIC) at 1-800-858-7378 or your poison control center at 1-800-222-1222 .	
For Chemical Spill, Leak, Fire or Exposure, call CHEMTREC 800-424-9300 .	

**PRECAUTIONARY STATEMENTS
HAZARDS TO HUMANS AND DOMESTIC ANIMALS
WARNING**

May be fatal if absorbed through skin. Causes substantial but temporary eye injury. Harmful if swallowed. **DO NOT** get in eyes, on skin or on clothing.

PERSONAL PROTECTIVE EQUIPMENT (PPE)

Applicators and other handlers must wear:

- coveralls worn over short sleeved shirt and short pants,
- chemical resistant gloves made of barrier laminate, butyl rubber ≥14 mils, nitrile rubber ≥14 mils, neoprene rubber ≥14 mils, polyvinyl chloride (PVC) ≥14 mils or Viton® ≥14 mils,
- chemical resistant footwear plus socks, and
- protective eyewear (goggles, face shield or safety glasses).

Wear a chemical resistant apron when mixing/loading and cleaning equipment.

Discard clothing and other absorbent materials that have been drenched or heavily contaminated with this product's concentrate. **DO NOT** reuse them. Follow manufacturer's instructions for cleaning/maintaining PPE. If no such instructions for washables exist, use detergent and hot water. Keep and wash PPE separately from other laundry.

Mixers/loaders supporting aerial applications must wear a dust/mist filtering respirator (MSHA/NIOSH approval number prefix TC 21C) or a NIOSH approved respirator with any N, R, P or HE filter.

USER SAFETY RECOMMENDATIONS

Users should:

- Wash hands before eating, drinking, chewing gum, using tobacco or using the toilet.
- Remove clothing/PPE immediately if pesticide gets inside. Then wash thoroughly and put on clean clothing. If pesticide gets on skin, wash immediately with soap and water.
- Remove PPE immediately after handling this product. Wash the outside of gloves before removing. As soon as possible, wash thoroughly and change into clean clothing.

Engineering Control Statements:

When handlers use closed systems, enclosed cabs or aircraft in a manner that meets the requirements listed in the Worker Protection Standard (WPS) for agricultural pesticides [40 CFR 170.240(d)-(4)], the handler PPE requirements may be reduced or modified as specified in the WPS.

ENVIRONMENTAL HAZARDS

DO NOT apply directly to water or to areas where surface water is present. **DO NOT** apply to intertidal areas below the mean high water mark. **DO NOT** contaminate water by cleaning of equipment or disposal of equipment wash waters. **DO NOT** apply where weather conditions favor drift from target area.

Glufosinate ammonium is toxic to vascular plants and should be used strictly in accordance with the drift and run off precautions on this label in order to minimize off site exposures.

Under some conditions, this product may have a potential to run off to surface water or adjacent land. Where possible, use methods which reduce soil erosion such as no till, limited till and contour plowing; these methods also reduce pesticide run-off. Use of vegetation filter strips along rivers, creeks, streams, wetlands etc or on the downhill side of fields where run off could occur to minimize water runoff is recommended.

Groundwater Advisory

Fomesafen is known to leach through soil into ground water under certain conditions. This chemical may leach into ground water if used where soils are permeable, particularly where the water table is shallow.

Surface Water Advisory

This product may impact surface water quality due to spray drift and runoff of rain water. This is especially true for poorly draining soils and soils with shallow ground water. This product is classified as having high potential for reaching surface water via runoff for several months after application. A level, well-maintained vegetative buffer strip between areas to which this product is applied and surface water features such as ponds, streams, and springs will reduce the potential loading of fomesafen from runoff water and sediment. Runoff of this product will be reduced by avoiding applications when rainfall is forecasted to occur within 48 hours. For more information, see the United States Department of Agriculture National Resource Conservation Service's manual, "Conservation Buffers to Reduce Pesticide Losses."

PHYSICAL OR CHEMICAL HAZARDS

DO NOT mix or allow coming in contact with Oxidizing Agent. Hazard Chemical reaction may occur.

DIRECTIONS FOR USE

It is a violation of Federal law to use this product in a manner inconsistent with its labeling. **DO NOT** use this product until you have read the entire label. **DO NOT** apply this product in a way that will contact workers or other persons either directly or through drift. Only protected handlers may be in the area during application. For any requirements specific to your State or Tribe, consult the agency responsible for pesticide regulation.

Not for Sale, Sale Into, Distribution and/or Use in Nassau and Suffolk Counties of New York State.

AGRICULTURAL USE REQUIREMENTS

Use this product only in accordance with its labeling and with the Worker Protection Standard, 40 CFR part 170. This standard contains requirements for the protection of agricultural workers on farms, forests, nurseries and greenhouses and handlers of agricultural pesticides. It contains requirements for training, decontamination, notification and emergency assistance. It also contains specific instructions and exceptions pertaining to the statements on this label about personal protective equipment (PPE) and restricted entry intervals. The requirements in this box only apply to uses of this product that are covered by the Worker Protection Standard.

DO NOT enter or allow worker entry into treated areas during the restricted entry interval (REI) of 24 hours.

PPE required for early entry to treated areas that is permitted under the Worker Protection Standard and that involves contact with anything that has been treated, such as plants, soil or water is: coveralls worn over short sleeved shirt and short pants; chemical resistant gloves such as barrier laminate, butyl rubber ≥ 14 mils, nitrile rubber ≥ 14 mils, neoprene rubber ≥ 14 mils, polyvinyl chloride (PVC) ≥ 14 mils or Viton® ≥ 14 mils; socks plus socks; protective eyewear (goggles, face shield or safety glasses).

PRODUCT INFORMATION

FEVER MAX may be applied as a preplant surface or preemergence burndown application or as a postemergence application with hooded spray equipment in cotton and as a preplant or preemergence burndown in soybeans or a postemergence over-the-top application in glufosinate-resistant soybeans to control labeled broadleaf grass and sedge weeds.

FEVER MAX can be applied over-the-top only to soybeans designated as glufosinate-resistant.

DO NOT apply this product through any type of irrigation system.

Environmental and Agronomic Conditions

Always apply *FEVER MAX* under favorable environmental conditions that promote active weed growth. Avoid applying *FEVER MAX* to weeds under stress from drought, extreme temperatures, excessive water, low humidity, low soil fertility, mechanical or chemical injury as reduced weed control and/or increased crop injury may result. Postemergence weed control may be reduced if application is made when heavy dew, fog and mist/rain are present or during extended periods of cloudiness.

FEVER MAX is rainfast 4 hours after application to most weed species. Therefore, rainfall within 4 hours may necessitate retreatment or may result in reduced control of emerged weeds.

Applications must be made between dawn and 2 hours before sunset to avoid the possibility of reduced common lambsquarters and velvetleaf control.

Consult your local Cooperative Extension Service or Innvictis Representative for guidelines on the optimum application timing for *FEVER MAX* in your region.

Residual control with Preplant Surface, Preemergence or Postemergence Applications

FEVER MAX will control or partially control certain germinating broadleaf weeds and sedges by soil residual activity from either preplant surface, preemergence or postemergence applications that come in contact with the soil. Moisture is necessary to activate this product in soil for residual weed control. Dry weather following applications of this product may reduce residual effectiveness. When adequate moisture is not received with 7 days after an application, weed control may be improved by overhead irrigation with at least 1/4 inch of water.

Cultivation

To maximize weed control, **DO NOT** cultivate from 5 days before an application to 7 days after an application. Timely cultivation 2 to 3 weeks after applying *FEVER MAX* may assist weed control.

Soil Characteristics

Application of *FEVER MAX* to soils with high organic matter and/or high clay content may require higher rates than soils with low organic matter and/or low clay content. Refer to the *FEVER MAX* Regional Use Map, weed control tables, and specific crop use sections for specified use rates based on soil texture.

RESISTANCE-MANAGEMENT RECOMMENDATIONS

For resistance management, this product contains both a Group 10 (Glufosinate) and Group 14 (Fomesafen) herbicide. Any weed population may contain plants naturally resistant to Group 10 and/or Group 14 herbicides. The resistant individual may dominate the weed population if these herbicides are used repeatedly in the same fields. Appropriate resistance-management strategies should be followed.

Weed Management

To delay herbicide resistance, take one or more of the following steps:

- Rotate the use of this product or other Group 10 and Group 14 herbicides within a growing season sequence or among growing seasons with different herbicide groups that control the same weeds in the field.
- Use tank mixtures with herbicides from a different group if such use is permitted; where information on resistance in target weed species is available, use the less resistance-prone partner at a rate that will control the target weed(s) equally as well as the more resistance-prone partner. Consult your local extension service or certified crop advisor if you are unsure as to which active ingredient is currently less prone to resistance.
- Adopt an integrated weed-management program for herbicide use that includes scouting and uses historical information related to herbicide use and crop rotation, and that considers tillage (or other mechanical control methods), cultural (e.g., higher crop seeding rates; precision fertilizer application method and timing to favor the crop and not the weeds), biological (weed-competitive crops or varieties) and other management practices.
- Scout before and after herbicide application to monitor weed populations for early signs of resistance development. Indicators of possible herbicide resistance include: (1) failure to control a weed species normally controlled by the herbicide at the dose applied, especially if control is achieved on adjacent weeds; (2) a spreading patch of non-controlled plants of a particular weed species; (3) surviving plants mixed with controlled individuals of the same species. If resistance is suspected, prevent weed seed production in the affected area by an alternative herbicide from a different group or by a mechanical method such as hoeing or tillage. Prevent movement of resistant weed seeds to other fields by cleaning harvesting and tillage equipment when moving between fields, and planting clean seed.
- If a weed pest population continues to progress after treatment with this product, discontinue use of this product, and switch to another management strategy or herbicide with a different mode of action, if available.
- Contact your local extension specialist or certified crop advisors for additional pesticide resistance-management and/or integrated weed-management recommendations for specific crops and weed biotypes.
- For further information or to report suspected resistance, contact INNVICTIS CROP CARE, LLC at 855-466-8428.

Management of Resistant Biotypes

Since the occurrence of resistant weeds cannot be determined until after product use and scientific confirmation, to the extent consistent with applicable law, manufacturer is not responsible for any losses that may result from the failure of this product to control resistant weed biotypes.

The following good agronomic practices are recommended to reduce the spread of resistant biotypes:

- If a naturally occurring resistant biotype is present in your application site, this product should be tank mixed or applied sequentially with an appropriately labeled herbicide with a different mode of action to achieve control.
- Cultural and mechanical control practices (e.g. crop rotation or tillage) may also be used as appropriate.
- Scout treated application site after herbicide applications and control escaping weeds including resistant biotypes before they set seed.

- Thoroughly clean equipment before leaving fields known to contain resistant biotypes.
- Contact your local sales representative, crop advisor, or extension agent to find out if suspected resistant weeds to this Mode of Action have been found in your region. **DO NOT** assume that each listed weed is being controlled by multiple mechanisms of action. Co-formulated active ingredients are intended to broaden the spectrum of weeds that are controlled. Some weeds may be controlled only one of the active ingredients in this product.

Integrated Pest (Weed) Management

This product may be integrated into an overall weed pest management strategy whenever the use of an herbicide is required. Practices known to reduce weed development (tillage, crop competition) and herbicide use (weed scouting, proper application timing, banding) should be followed wherever possible. Consult local agricultural and weed authorities for additional IPM strategies established for your area.

APPLICATION DIRECTIONS

Uniform, thorough spray coverage is important to achieve consistent weed control.

Ground application: Refer to the **Rate Tables** for proper application rates. Apply this product broadcast in a minimum of 10 gallons of water per acre using a minimum spray pressure of 40 psi and a maximum ground speed of 10 mph. The use of 80" or 110" flat fan nozzles is highly recommended for optimum spray coverage and canopy penetration. Application of the spray at a 45° angle forward will result in better spray coverage. Under dense weed/crop canopies, use a broadcast rate of 15 to 20 gallons of water per acre so that thorough spray coverage will be obtained. See the **Spray Drift Management** section of this label for additional information on proper application of this product.

Restrictions

- **DO NOT** use flood jet nozzles, raindrop nozzles, controlled droplet application equipment or air assisted spray equipment.

Aerial Application: Poor coverage will result in reduced weed control. For optimal weed control, apply **FEVER MAX** in a minimum of 10 gallons per acre. See the **Spray Drift Management** section of this label for additional information on proper application.

Restrictions

- **DO NOT** use nozzles and pressures that result in fine or coarse sprays.

MANDATORY SPRAY DRIFT

Aerial Applications

- **DO NOT** release spray at a height greater than 10 feet above the vegetative canopy, unless a greater application height is necessary for pilot safety.
- For applications prior to emergence of crops and target weeds, applicators are required to use a coarse or coarser droplet size (ASABE S572.1).
- For all other applications, applicators are required to use a medium droplet size (ASABE S572.1).
- For aerial applications, **DO NOT** apply when wind speeds exceed 15 mph at the application site. If the wind speed is greater than 10 mph, the boom length must be 65% of the wingspan for fixed wing aircraft and 75% or less of the rotor diameter for helicopters. Otherwise, the boom length must be 75% or less of the wingspan for fixed-wing aircraft and 90% or less of the rotor diameter for helicopters. Applicators must use 1/2 swath displacement upwind at the downwind edge of the field.
- Nozzles must be oriented so the spray is directed toward the back of the aircraft.
- **DO NOT** apply when wind speeds exceed 15 mph at the application site.
- **DO NOT** apply during temperature inversions.

Ground Boom Applications

- Users must only apply with the nozzle height recommended by the manufacturer, but no more than 3 feet above the ground or crop canopy unless making turf, pasture, or rangeland application, in which case applicators may apply with a nozzle height no more than 4 feet above the ground.
- For applications prior to the emergence of crops and target weeds, applicators are required to use a coarse or coarser droplet size (ASABE S572.1).
- For all other applications, applicators are required to use a medium or coarser droplet size (ASABE S572.1).
- **DO NOT** apply when wind speeds exceed 15 mph at the application site.
- **DO NOT** apply during temperature inversions.

SPRAY DRIFT ADVISORIES

The applicator is responsible for avoiding off-site spray drift. Be aware of nearby non-target sites and environmental conditions.

Importance of Droplet Size

An effective way to reduce drift is to apply large droplets. Use the largest droplets that provide target pest control. While applying larger droplets will reduce spray drift, the potential for drift will be greater if applications are made improperly or under unfavorable environmental conditions.

Controlling Droplet Size – Ground Boom

- **Volume** - Increasing the spray volume so that larger droplets are produced will reduce spray drift. Use the highest practical spray volume for the application. If a greater spray volume is needed, consider using a nozzle with a higher flow rate.
- **Pressure** - Use the lowest spray pressure recommended for the nozzle to produce the target spray volume and droplet size.
- **Spray Nozzle** - Use a spray nozzle that is designed for the intended application. Consider using nozzles designed to reduce drift.

Controlling Droplet Size – Aircraft

- **Adjust Nozzles** - Follow nozzle manufacturers recommendations for setting up nozzles. Generally, to reduce fine droplets, nozzles should be oriented parallel with the airflow in flight.

Boom Height – Ground Boom

Use the lowest boom height that is compatible with the spray nozzle that will provide uniform coverage. For ground equipment, the boom should remain level with the crop and have minimal bounce.

Release Height – Aircraft

Higher release heights increase the potential for spray drift.

Shielded Sprayers

Shielding the boom or individual nozzles can reduce spray drift. Consider using shielded sprayers. Verify that the shields are not interfering with the uniform deposition of the spray on the target area.

Temperature and Humidity

When making applications in hot and dry conditions, set up equipment to produce larger droplets to reduce effects of evaporation.

Temperature Inversions

Drift potential is high during a temperature inversion. Temperature inversions are characterized by increasing temperature with altitude and are common on nights with limited cloud cover and light to no wind. The presence of an inversion can be indicated by ground fog or by the movement of smoke from a ground source or an aircraft smoke generator. Smoke that layers and moves laterally in a concentrated cloud (under low wind conditions) indicates an inversion, while smoke that moves upward and rapidly dissipates indicates good vertical air mixing. Avoid applications during temperature inversions.

Wind

Drift potential generally increases with wind speed. **AVOID APPLICATIONS DURING GUSTY WIND CONDITIONS.**

Applicators need to be familiar with local wind patterns and terrain that could affect spray drift.

COMPATIBILITY TESTING

If **FEVER MAX** is to be mixed with pesticide products not listed on this label, test the compatibility of the intended tank mixture prior to mixing the products in the spray tank. The following procedure assumes a spray volume of 25 gallons per acre. For other spray volumes, adjust the amount of the water used accordingly. Check compatibility as follows:

1. Place 1.0 pint of water from the source that will be used to prepare the spray solution in a clear 1-quart jar.
2. For each pound of a dry tank mix partner to be applied per acre, add 1.5 teaspoons to the jar.
3. For each 16 fluid ounces of a liquid tank mix partner to be applied per acre, add 0.5 teaspoons to the jar.
4. For each 16 fluid ounces of **FEVER MAX** to be applied per acre, add 0.5 teaspoon to the jar.
5. After adding all the ingredients, place a lid on the jar and tighten. Invert 10 times to mix.
6. Let the mixture stand for 15 minutes and evaluate the solution for uniformity and stability. Look for separation, large flakes, precipitates, gels, heavy oily film on the jar or other signs of incompatibility. If the tank mix partners are not compatible, **DO NOT** use the mixture in a spray tank.
7. After compatibility testing is complete, dispose of any pesticide wastes in accordance with the **Storage and Disposal** section of this label.

MIXING INSTRUCTIONS

Tank Mix Instructions: **FEVER MAX** may be applied in tank mix combinations with labeled rates of other products provided these other products are labeled for the timing and method of application for the crop to be treated. It is the pesticide user's responsibility to ensure that all products are registered for the intended use. Read and follow the applicable restrictions and limitations and directions for use on all product labels involved in tank mixing. Users should follow the most restrictive directions for use and precautionary statements of each product in the tank mixture.

FEVER MAX must be applied with properly calibrated and clean equipment. This product is formulated to mix readily in water. Prior to adding this product to the spray tank, ensure that the spray tank is thoroughly clean, particularly if a herbicide with the potential to injure crops was previously used (see **Cleaning Instructions**).

Ammonium sulfate (AMS) at 3.0 pounds per acre may be added when applying **FEVER MAX**. Use only fine feed grade or spray grade AMS. When temperatures exceed 85°F, the rate of AMS can be reduced to 1.5 pounds per acre. No additional surfactant is needed with any tank mix partner. Use of additional surfactants or crop oils may increase risk of crop responses. Anti-foams or drift control agents may be added if needed.

Mix **FEVER MAX** with water to make a finished spray solution as follows:

1. Fill the spray tank one half (1/2) to two third (2/3) the required amount of water and begin agitation.
2. If mixing with a flowable/wettable powder tank mix partner, prepare slurry of the proper amount of the product in a small amount of water. Add the slurry to the spray tank.

3. Add the appropriate amount of ammonium sulfate (AMS) to the spray tank.
4. Add liquid pesticide formulations (EC, SC, etc.)
5. Add **FEVER MAX**
6. Add the remaining water and maintain agitation throughout spray operation.

7. If foaming occurs, use a silicone based antifoam agent.

Ensure that all spray system lines including pipes, booms, etc. have the correct concentration of spray solution by flushing out the spray system lines before starting the crop application.

If tank mix partners listed on this label are added, maintain good agitation at all times until contents of the tank are sprayed. If the spray mixture is allowed to settle, thorough agitation is required to re-suspend the mixture before spraying is resumed. Keep bypass line on or near bottom of tank to minimize foaming. Screen size in nozzles or line strainers must be 50 mesh or larger.

CLEANING INSTRUCTIONS

Before using **FEVER MAX**, thoroughly clean bulk storage tank, refillable tank, nurse tanks, spray tank lines and filter pattern(s) if a herbicide with the potential to injure crops was previously used. Equipment needs to be thoroughly rinsed using a commercial tank cleaner.

After using **FEVER MAX**, triple rinse the spray equipment and clean with a commercial tank cleaner before using for any crop with the exception of soybeans labeled glufosinate-resistant. Make sure any rinseate or foam is thoroughly removed from spray tank and boom. Rinseate may be disposed following the pesticide disposal directions on this label.

APPLICATION DIRECTIONS FOR BURNDOWN USE

FEVER MAX may be applied as a burndown treatment prior to planting or prior to emergence of any conventional or transgenic variety of cotton or soybeans. See **Regional Maps** for rates of **FEVER MAX** to be used for burndown of existing weeds just prior to planting or prior to emergence of cotton or soybeans. For best results apply to emerged young actively growing weeds. Warm temperatures high humidity and bright sunlight improve the performance of **FEVER MAX**. Weed control may be reduced when applications are made to weeds under stress due to drought or cool temperatures.

Precautions

- Thoroughly clean the spray system with water and a commercial tank cleaner before and after each use.
- Avoid overlapping spray swaths, as injury may occur in crops or rotational crops.
- Heavy rainfall or irrigation shortly after application may reduce performance.
- To provide adequate coverage, it is advised that ground speed not to exceed 10 mph during application.
- Drift minimization is the responsibility of the applicator.
- Consult with local and State agricultural authorities for information on avoiding or minimizing spray drift.

Restrictions

- **REGION 1: DO NOT** apply more than 48 fluid ounces (0.375 lb ai fomesafen and 0.75 lb ai glufosinate) per acre per application. A maximum of 48 fluid ounces (0.375 lb ai fomesafen and 0.75 lb ai glufosinate) of this product (maximum of 0.375 lb ai of fomesafen from any fomesafen product) may be applied per acre per year (see **Regional Use Map**).
- **REGION 2: DO NOT** apply more than 48 fluid ounces (0.375 lb ai fomesafen and 0.75 lb ai glufosinate) per acre per application. A maximum of 48 fluid ounces (0.375 lb ai fomesafen and 0.75 lb ai glufosinate) of this product (maximum of 0.375 lb ai of fomesafen from any fomesafen product) may be applied per acre in alternate years (see **Regional Use Map**).
- **REGION 3: DO NOT** apply more than 40 fluid ounces (0.313 lb ai fomesafen and 0.625 lb ai glufosinate) per acre per application. A maximum of 40 fluid ounces (0.313 lb ai fomesafen and 0.625 lb ai glufosinate) of this product (maximum of 0.313 lb ai of fomesafen from any fomesafen product) may be applied per acre in alternate years (see **Regional Use Map**).
- **REGION 4: DO NOT** apply more than 32 fluid ounces (0.25 lb ai fomesafen and 0.5 lb ai glufosinate) per acre per application. A maximum of 32 fluid ounces (0.25 lb ai fomesafen and 0.5 lb ai glufosinate) of this product (maximum of 0.25 lb ai of fomesafen from any fomesafen product) may be applied per acre in alternate years (see **Regional Use Map**).

- **REGION 5: DO NOT** apply more than 24 fluid ounces (0.188 lb ai fomesafen and 0.375 lb ai glufosinate) per acre per application. A maximum of 24 fluid ounces (0.188 lb ai fomesafen and 0.375 lb ai glufosinate) of this product (0.188 lb ai of fomesafen from any fomesafen product) may be applied per acre in alternate years (see **Regional Use Map**).
- **DO NOT** spray if conditions of thermal inversion exist, or if wind direction and speed may cause spray to drift onto adjacent nontarget areas.
- **Replanting: DO NOT** apply a second application of this product or other fomesafen containing products as crop injury or illegal residues may occur in harvested crops.

ROTATIONAL CROP RESTRICTIONS

The following rotational crops may be planted after applying **FEVER MAX** at specified rates. Failure to comply with these restrictions may result in illegal residues in rotated crops.

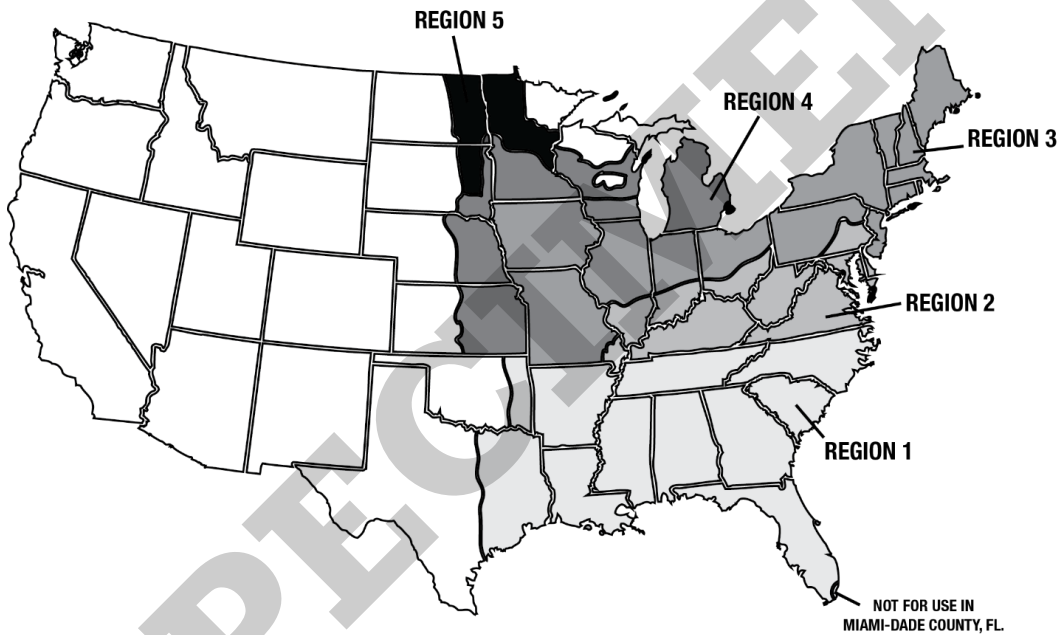
Crop to be Planted	Minimum Rotational Interval (Minimum Rotational Interval from Last Application)
Cotton and Soybeans	May be planted at any time
Potatoes	70 Days
Small grains such as wheat, barley and rye	4 months
Dry beans, snap beans, peppers (transplanted) and tomatoes (transplanted)	6 months
Beans (other than dry/snap beans) corn*, peanuts, peas, rice, seed corn	10 months
To avoid crop injury do not plant alfalfa, sunflowers, sugar beets, sorghum** or any other crop not listed within	18 months
<p>* Use a 12-month minimum rotation interval for popcorn in states of Kentucky, Illinois, Indiana, Iowa, Ohio, and Region 4 when applied at rates of 32 fluid ounces (0.25 lb ai) per acre or more.</p> <p>* Use a 18-month minimum rotation interval for sweet corn in the states of Connecticut, Maine, Massachusetts, New Hampshire, New York, Rhode Island and Vermont.</p> <p>** Sorghum may be planted back after 10 months in Region 1.</p>	

Replanting

If replanting is necessary in fields previously treated with **FEVER MAX**, the field may be replanted to cotton or soybeans. **DO NOT** apply a second application of **FEVER MAX** or other fomesafen containing product as crop injury or illegal residues may occur in harvesting crops. If tank-mix combinations were used, refer to product labels for any additional replanting instructions.

USE RATES AND WEEDS CONTROLLED

***FEVER MAX* REGIONAL USE MAP**



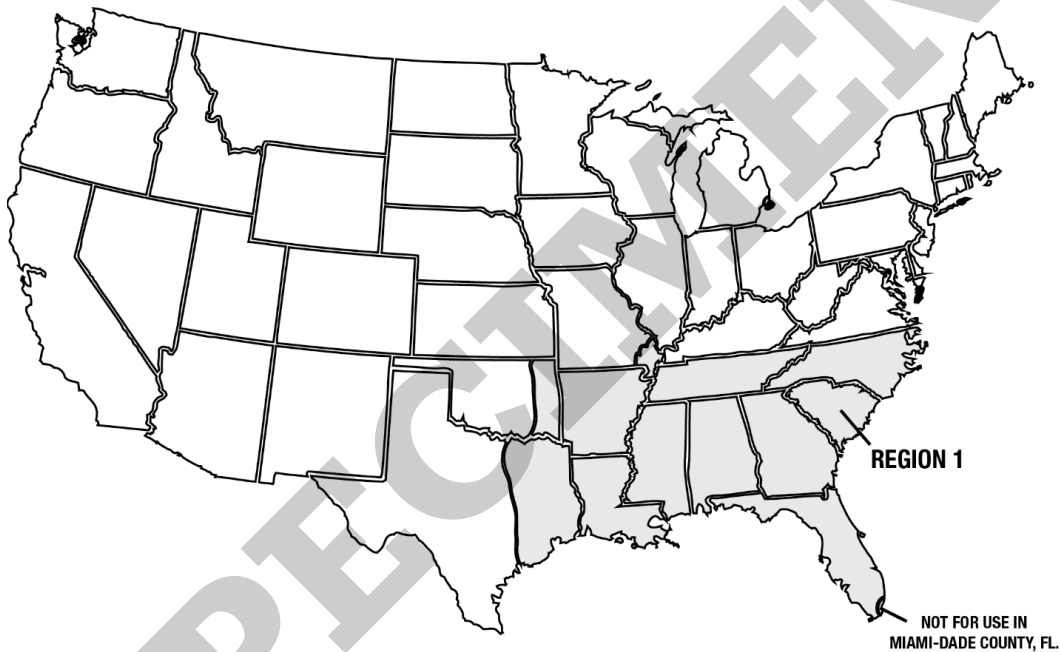
REGION 1

Cotton

- **DO NOT** apply more than 48 fluid ounces (0.375 lb ai fomesafen and 0.75 lb ai glufosinate) per acre per application. **DO NOT** apply more than 48 fluid ounces (0.375 lb ai fomesafen and 0.75 lb ai glufosinate) per acre per year.

Soybeans

- **DO NOT** apply more than 42 fluid ounces (0.328 lb ai fomesafen and 0.656 lb ai glufosinate) per acre per application. **DO NOT** apply more than 48 fluid ounces (0.375 lb ai fomesafen and 0.75 lb ai glufosinate) per acre per year.



REGION 1: Includes the following states or portion of states where *FEVER MAX* may be applied: Alabama, Arkansas, Florida (except Miami-Dade County), Georgia, Louisiana, Mississippi, Missouri (counties of Bollinger, Butler, Cape Girardeau, Dunklin, Madison, Mississippi, New Madrid, Pemiscot, Perry, Ripley, Scott, Stoddard and Wayne), North Carolina, Oklahoma (East of US Highway 75 and East of Indian Nation Highway), South Carolina, Tennessee, and Texas (includes, are East of US Highway 77 to State Road 239 including all of Calhoun County).

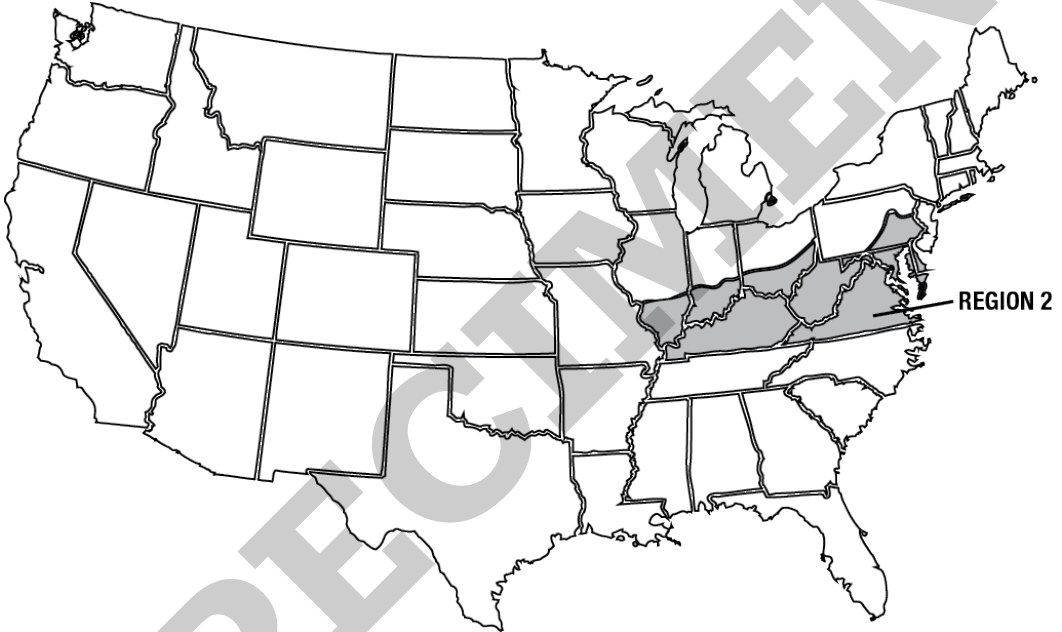
REGION 2

Cotton

- **DO NOT** apply more than 48 fluid ounces (0.375 lb ai fomesafen and 0.75 lb ai glufosinate) per acre per application. **DO NOT** apply more than 48 fluid ounces (0.375 lb ai fomesafen and 0.75 lb ai glufosinate) per acre in alternate years.

Soybeans

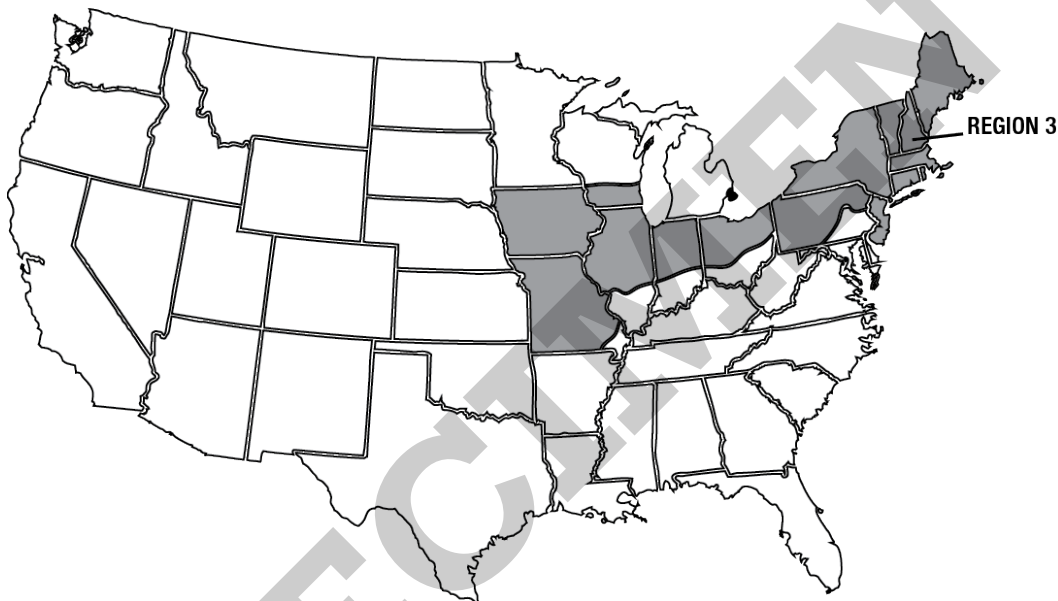
- **DO NOT** apply more than 42 fluid ounces (0.328 lb ai fomesafen and 0.656 lb ai glufosinate) per acre per application. **DO NOT** apply more than 48 fluid ounces (0.375 lb ai fomesafen and 0.75 lb ai glufosinate) per acre in alternate years.



REGION 2: Includes the following states or portions of states where *FEVER MAX* may be applied: Delaware, Kentucky, Maryland, Virginia, West Virginia, South of Interstate 70 in the following states: Illinois, Indiana and Ohio and all areas South of Interstate 80 to the intersection of US Highway 15 and East of US Highway 15 and US Highway 522 in Pennsylvania.

REGION 3

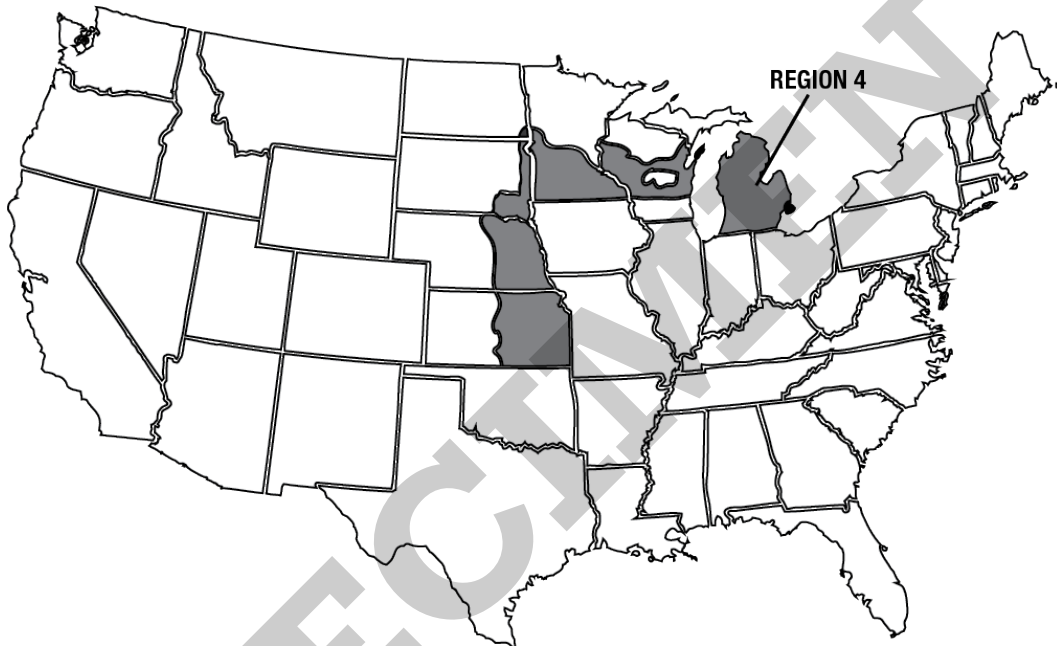
DO NOT apply more than 40 fluid ounces (0.313 lb ai fomesafen and 0.625 lb ai glufosinate) per acre per application. **DO NOT** apply more than 40 fluid ounces 0.313 lb ai fomesafen and 0.625 lb ai glufosinate) per acre in alternate years.



REGION 3: Includes the following states or portions of states where *FEVER MAX* may be applied: Connecticut, Iowa, Maine, Massachusetts, Missouri (all counties except those listed in Region 1), New Hampshire, New Jersey, New York, Pennsylvania (all counties except for those listed in Region 2), Rhode Island, Vermont and Wisconsin (South of US Highway 18 between Prairie Di Chain and Madison, and South of Interstate 94 between Madison and Milwaukee), and North of Interstate 70 in the following states: Indiana, Illinois and Ohio. In the State of New York Only, Not for Use in Nassau and Suffolk Counties.

REGION 4

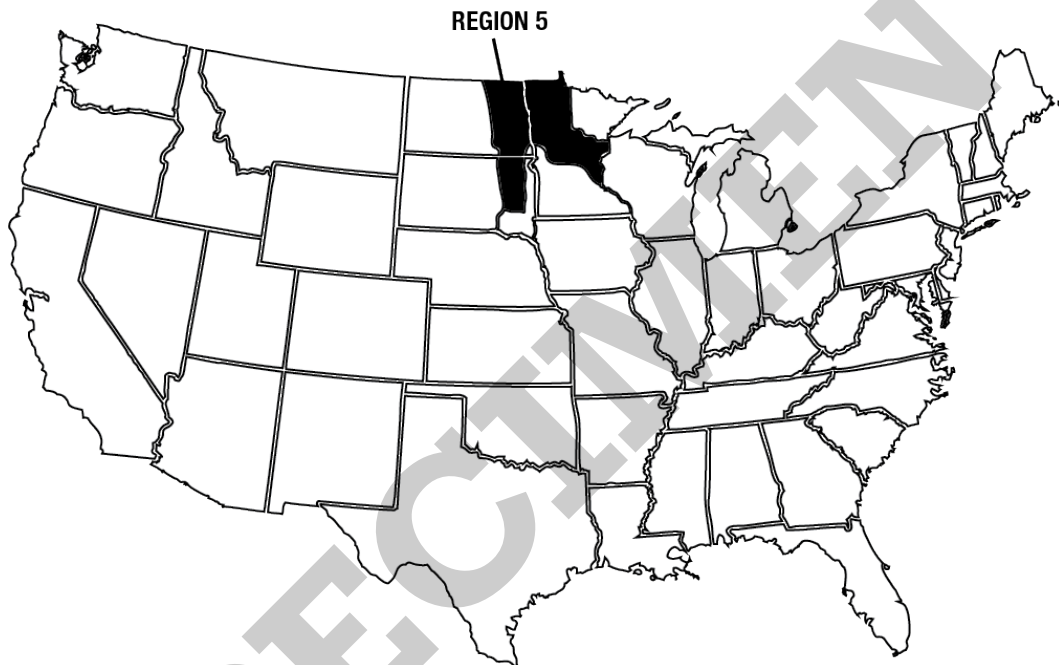
DO NOT apply more than 32 fluid ounces (0.25 lb ai fomesafen and 0.5 lb ai glufosinate) per acre per application. **DO NOT** apply more than 32 fluid ounces (0.25 lb ai fomesafen and 0.5 lb ai glufosinate) per acre in alternate years.



REGION 4: Includes the following states or portions of states where **FEVER MAX** may be applied: Kansas (all counties East of or intersected by US Highway 281), Michigan (Southern Peninsula), Minnesota (all area South of Interstate 94), Nebraska (all counties East of or intersected by US Highway 281) and Wisconsin (all areas except those in Region 3, South of Interstate 94 from Minnesota state line to Eau Claire and South of US Highway 29 from Eau Claire to Green Bay plus Barron, Chippewa, Clark, Door, Dunn, Eau Claire, Kewaunee, Marathon, Menominee, Oconto, Polk, Shawano and St. Croix counties. The following counties are excluded: Adams, Marquette, Portage, Waupaca, Waushara and Wood). North Dakota (all areas East of Interstate 29 from Fargo South to the South Dakota state line). South Dakota (all areas East of Interstate 29 from the North Dakota state line to Watertown) all areas East of Highway 81 from Watertown to Madison and all areas East and South of State Road 34 and US Highway 281 to the Nebraska state line).

REGION 5

DO NOT apply more than 24 fluid ounces (0.188 lb ai fomesafen and 0.375 lb ai glufosinate) per acre per application. **DO NOT** apply more than 24 fluid ounces (0.188 lb ai fomesafen and 0.375 lb ai glufosinate) per acre in alternate years.



REGION 5: Includes the following states or portions of states where *FEVER MAX* may be applied: North Dakota (all areas East of US Highway 281 except those areas in Region 4), South Dakota (all areas East of US Highway 281 except those areas in Region 4) and Minnesota (all areas South of US Highway 2 except those areas in Region 4).

WEEDS CONTROLLED

Table 1: Weeds controlled or partially controlled* from soil residual of a preplant surface or preemergence application of *FEVER MAX* at 32 to 48 fluid ounces per acre ¹.

Broadleaf Weeds Controlled		Soil Texture	Organic Matter
Amaranth, Palmer	<i>Amaranthus palmeri</i>	All soil types	Up to 5%
Croton, tropic	<i>Croton glandulosus</i>		
Eclipta	<i>Eclipta prostrata</i>		
Gallinsoga species	<i>Gallinsoga</i> spp.		
Lambsquarters, common	<i>Chenopodium album</i>		
Morningglory, smallflower	<i>Jacquemontia tamnifolia</i>		
Nightshade, black	<i>Solanum nigrum</i>		
Nightshade, eastern black	<i>Solanum ptychanthum</i>		
Pigweed, redroot	<i>Amaranthus retroflexus</i>		
Pigweed, smooth	<i>Amaranthus hybridus</i>		
Poinsettia, wild	<i>Euphorbia heterophylla</i>		
Purslane, common	<i>Portulaca oleracea</i>		
Ragweed, common ²	<i>Ambrosia artemisiifolia</i>		
Sida, prickly ²	<i>Sida spinosa</i>		
Starbur, bristly	<i>Acanthospermum hispidum</i>		
Broadleaf Weeds Partially Controlled*			
Anoda, spurred	<i>Anoda cristata</i>		
Cocklebur, common	<i>Xanthium strumarium</i>		
Morningglory, entireleaf	<i>Ipomoea hederacea</i> var. <i>integruscula</i>		
Morningglory, ivyleaf	<i>Ipomoea hederacea</i>		
Morningglory, pitted (small white)	<i>Ipomoea lacunosa</i>		
Morningglory, red (scarlet)	<i>Ipomoea coccinea</i>		
Morningglory, tall (common)	<i>Ipomoea purpurea</i>		
Nightshade, hairy	<i>Solanum physalifolium</i>		
Ragweed, giant	<i>Ambrosia trifida</i>		
Waterhemp species	<i>Amaranthus</i> spp.		
Sedges Partially Controlled*			
Nutsedge, yellow	<i>Cyperus esculentus</i>		

* Partial control means significant activity but not always at a level considered acceptable for commercial weed control.

¹ Use the higher end of the rate range when heavy populations are anticipated.

² Rates less than 48 fluid ounces (0.375 lb ai fomesafen and 0.75 lb ai glufosinate) per acre will provide only partial control of all fomesafen.

* Partial control means significant activity but not always at a level considered acceptable for commercial weed control.

¹ Use the higher end of the rate range when heavy populations are anticipated.

² Rates less than 48 fluid ounces (0.375 lb ai fomesafen and 0.75 lb ai glufosinate) per acre will provide only partial control of this weed.

Table 2: Emerged broadleaf weeds controlled by application of *FEVER MAX* at 26 to 34 fluid ounces per acre.

Broadleaf Weed Control		
Maximum Weed Height or Diameter (Inches)		
Weed Species	26 fluid ounces (0.203 lb ai fomesafen and 0.406 lb ai glufosinate) per acre	34 fluid ounces (0.266 lb ai fomesafen and 0.53 lb ai glufosinate) per acre [*]
Amaranth, Palmer	NR	4
Anoda, spurred	3	5
Beggarweed, Florida	4	5
Black medic	5	7
Blueweed, Texas	5	7
Buckwheat, wild	6	7
Buffalobur	6	7
Burcucumber	6	10
Catchweed bedstraw (cleavers)	2	4
Carpetweed	4	6
Chickweed, common	6	8
Cocklebur, common	6	14
Copperleaf, hophornbeam	4	6
Cotton, volunteer ¹	6	8
Croton, tropic	3	5
Croton, woolly	2	4
Eclipta	4	6
Devil's claw	2	4
Fleabane, annual	6	8
Gallinsoga, hairy	6	8
Gallinsoga, small flower	6	7
Groundcherry, cutleaf	4	5
Geranium, cutleaf	4	6
Hempnettle	4	6
Horsenettle, Carolina ²	2	4
Jimsonweed	6	10
Knotweed	3	5
Kochia	4	6
Ladysthumb	6	14
Lambsquarters, common	4	6
Mallow, common	4	6
Mallow, Venice	6	8
Marestail ²	5	6-12
Marshelder, annual	4	6
Morningglory, entireleaf	6	8
Morningglory ivyleaf	6	8
Morningglory, pitted	6	8

(cont'd next page)

Broadleaf Weed Control (cont'd)		
Weed Species	Maximum Weed Height or Diameter (Inches)	
	26 fluid ounces (0.203 lb ai fomesafen and 0.406 lb ai glufosinate) per acre	34 fluid ounces (0.266 lb ai fomesafen and 0.53 lb ai glufosinate) per acre ^a
Morningglory, sharppod	2	4
Morningglory, smallflower	4	6
Morningglory, tall	6	8
Mustard, wild	4	6
Nightshade, black	4	6
Nightshade, eastern black	6	8
Nightshade, hairy	6	8
Pennycress (stinkweed)	4	6
Pigweed, redroot	3	4
Pigweed, prostrate	3	4
Pigweed, spiny	3	4
Pigweed, smooth	3	4
Pigweed, tumble	3	4
Puncturevine	4	6
Purslane, common	2	4
Pusley, Florida	S	3
Ragweed, common	6	10
Ragweed, giant	6	12
Senna coffee	4	6
Sesbania, hemp	6	8
Shepherd's purse	6	8
Sicklepod (java bean)	4	6
Sida, prickly	4	5
Smartweed, Pennsylvania	6	14
Smellmelon	4	6
Sowthistle, annual	6	8
Soybeans, volunteer ¹	6	8
Spurge, prostate	2	4
Spurge, spotted	2	4
Starbur, bristly	4	6
Sunflower, common	6	14
Sunflower, prairie	3	5
Sunflower, volunteer	6	10
Thistle, Russian ²	S	6-12
Velvetleaf	3	4
Waterhemp, common	NR	5
Waterhemp, tall	NR	5

- ^a In cotton, **DO NOT** exceed 32 fluid ounces (0.25 lb ai fomesafen and 0.5 lb ai glufosinate) as a preplant surface application to medium to fine-textured soils or as a post-directed application.
- S Indicates suppression
- ¹ Volunteer glufosinate-resistant crops from the previous season will not be controlled
- ² May require a sequential application with a glufosinate herbicide for control (see use directions for cotton and soybeans)
- NR = Not recommended

Table 3: Emerged grasses controlled by application of *FEVER MAX* at 26 to 34 fluid ounces per acre.

Grass Weed Control		
Weed Species	Maximum Weed Height or Diameter (Inches)	
	26 fluid ounces (0.203 lb ai fomesafen and 0.406 lb ai glufosinate) per acre	34 fluid ounces (0.266 lb ai fomesafen and 0.53 lb ai glufosinate) per acre ^a
Barley, volunteer ³	3	4
Barryardgrass	3	5
Bluegrass, annual	3	5
Corn, volunteer ¹	10	12
Crabgrass, large ²	3	5
Crabgrass, smooth ²	3	5
Cupgrass, woolly	6	12
Foxtail, bristly	6	8
Foxtail, giant	6	12
Foxtail, green	6	12
Foxtail, robust purple	6	8
Foxtail, yellow ²	3	4
Goosegrass ²	2	3
Johnsongrass, seedling	3	5
Junglerice	3	5
Millet, wild proso	6	7
Millet, proso volunteer	6	7
Oat, wild ²	3	4
Panicum, fall	3	5
Panicum, Texas	4	6
Rice, red	4	6
Rice, volunteer ¹	4	6
Sandbur, field ²	S	2
Shattercane	6	8
Signalgrass, broadleaf	3	5
Sprangletop	4	6
Sorghum, volunteer	6	8
Stinkgrass	4	6
Wheat, volunteer ²	4	5
Witchgrass	4	6

(cont'd next page)

Grass Weed Control (cont'd)

^a In cotton, **DO NOT** exceed 32 fluid ounces (0.25 lb ai fomesafen and 0.5 lb ai glufosinate) as a preplant surface application to medium to fine-textured soils or as a post-directed application.

^S Indicates suppression

¹ Volunteer glufosinate-resistant crops from the previous season will not be controlled. A timely cultivation 7 to 10 days after application and/or retreatment with a glufosinate herbicide 10 to 21 days after the application of this product is advised for controlling dense clumps of volunteer corn.

² For best control, treat prior to tiller initiation.

³ May require a sequential application with a glufosinate herbicide for control (see use directions for cotton and soybeans)

Table 4: Emerged biennial and perennial weeds controlled by application of *FEVER MAX*.

Biennial and Perennial Weeds **		
For control of biennial and perennial weeds listed below, tank mix partners or sequential applications of <i>FEVER MAX</i> are advised (26 fluid ounces (0.203 lb ai fomesafen and 0.406 lb ai glufosinate) per acre followed by labeled rate of a glufosinate herbicide).		
Alfalfa	Clover, Alsike	Nutsedge, purple *
Artichoke, Jerusalem	Clover, red	Nutsedge, yellow *
Bermudagrass	Dandelion	Orchardgrass
Bindweed, field	Dock, smooth	Poinsettia, wild
Bindweed, hedge	Dogbane, hemp *	Pokeweed
Bluegrass, Kentucky	Goldenrod, gray *	Quackgrass *
Blueseed, Texas	Johnsongrass, rhizome	Sowthistle, perennial
Bromegrass, smooth	Milkweed, common *	Thistle, bull
Burdock	Milkweed, honeyvine *	Thistle, Canada
Bursage, woollyleaf	Muhly, wirestem *	Timothy *
Chickweed, Mouse-ear	Nightshade, silverleaf	Wormwood, biennial
* Suppression Only		
** See use directions for cotton and soybeans for additional information on tank mixes and sequential applications		

COTTON

Burndown and Residual Weed Control Applications

FEVER MAX can provide burndown of emerged weeds and residual control of certain germinated broadleaf weeds and sedges in cotton.

Application to Coarse-Textured Soils

Apply *FEVER MAX* from 32 to 48 fluid ounces (0.25 to 0.375 lb ai fomesafen and 0.5 to 0.75 lb ai glufosinate) per acre as preplant surface or preemergence applications to coarse-textured soils (sandy loam, loamy sand, sandy clay loam) only.

Refer to Table 1 for use rates and weeds controlled by preplant surface or preemergence applications and Tables 2, 3 and 4 for use rates, weed growth stages and weed controlled by postemergence applications. Ammonium sulfate (AMS) at 3.0 pounds per acre should be added when applying *FEVER MAX*. When temperatures exceed 85° F, the rate of AMS can be reduced to 1.5 pounds per acre. No additional surfactant is needed with any tank mix partner.

Application to Medium or Fine-Textured Soils

Apply *FEVER MAX* at 32 fluid ounces (0.25 lb ai fomesafen and 0.5 ai glufosinate) as a preplant surface application to medium to fine-textured soils (i.e. soil types heavier than coarse-textured soils) up to 21 days prior to planting cotton. Apply after the last tillage operation is complete. In cotton, **DO NOT** apply as a preemergence application to medium or fine-textured soils as crop injury will likely occur.

Refer to Table 1 for weeds controlled by preplant surface and Tables 2, 3 and 4 for weed growth stages and weeds controlled by postemergence applications. Ammonium sulfate (AMS) at 3.0 pounds per acre should be added when applying *FEVER MAX*. When temperatures exceed 85°F, the rate of AMS can be reduced to 1.5 pounds per acre. No additional surfactant is needed with any tank mix partner.

DO NOT exceed 32 fluid ounces (0.25 lb ai fomesafen and 0.5 ai glufosinate) of *FEVER MAX* on medium or fine-textured soils. Also, to avoid severe crop injury, the following use directions must be followed when applications are made to medium or fine-textured soils:

- After applying this product, a minimum of 0.5 inch of rainfall or overhead irrigation must occur before planting cotton.
- Cotton must be planted at least 0.75 inch in depth.
- Avoid overlapping spray swaths.
- **DO NOT** disturb or re-work the seedbed following application.

The use of an in-furrow or seed applied fungicide will generally assist with seed establishment and development.

Use Directions for Burndown and Residual Weed Control Applications

Emerged weeds must have thorough spray coverage for effective control. Moisture is necessary to activate *FEVER MAX* in soil for residual weed control. Dry weather following application of *FEVER MAX* may reduce residual activity. When adequate moisture is not received within 7 days after an application with *FEVER MAX*, residual weed control may be improved with at least 1/4 inch of overhead irrigation.

Tank Mixes for Burndown and Residual Weed Control Applications

FEVER MAX may be applied in tank mix combinations with labeled rates of other pesticide products registered for the same use and timing. It is the pesticide user's responsibility to ensure that all products are registered for the intended use. Read and follow the applicable restrictions and limitations and directions for use on all product labels involved in tank mixing. Users must follow the most restrictive directions for use and precautionary statements of each product in the tank mixture.

Post-Directed Application

Apply *FEVER MAX* in emerged cotton as a post-directed treatment using hooded application equipment to provide complete coverage in emerged weeds. Apply *FEVER MAX* at 32 fluid ounces (0.25 lb ai fomesafen and 0.5 ai glufosinate) in a minimum of 15 gallons spray solution per acre. Applications may be made broadcast or banded. Post-directed applications of *FEVER MAX* will provide contact control of labeled weed and residual preemergence control of labeled weeds (once activated by rainfall or irrigation). Refer to Table 1 for weeds controlled or partially controlled through residual activity and Tables 2, 3 and 4 for weeds controlled by postemergence activity. **DO NOT** exceed 32 fluid ounces (0.25 lb ai fomesafen and 0.5 ai glufosinate) as a post-directed application.

Cotton foliage is not tolerant to *FEVER MAX*'s applications. Avoid contact to cotton foliage as unacceptable injury will occur. *FEVER MAX* contains fomesafen and will cause unacceptable injury to the foliage of glufosinate-resistant cotton varieties.

Post-Directed Application Methods

Application of *FEVER MAX* to cotton requires the use of hooded spray equipment designed to minimize exposure of the spray to the cotton stand. A hooded sprayer directs the spray onto weeds while shielding the cotton stand from contact. Use nozzles that provide uniform coverage within the treated area. Keep hoods on these sprayers adjusted to protect desirable vegetation. Extreme care must be exercised to avoid exposure of the desirable vegetation to the spray.

With a hooded sprayer, the spray pattern is completely enclosed on the top and all 4 sides by a hood, thereby shielding the crop from the spray solution. This equipment must be set up and operated in a manner that avoids bouncing or raising the hoods off the ground in any way. The spray hoods must be operated on the ground or skimming across the ground. Tractor speed must be adjusted to avoid bouncing of the spray hoods. Avoid operation on rough or sloping ground where the spray hoods might be raised off the ground. If the hoods are raised, spray particles may escape and come into contact with the cotton causing damage or destruction of the crop.

Herbicide rates and spray volume instructions are presented as broadcast equivalents and must be reduced in proportion to the area actually treated. Use the following formulas to calculate the correct rate and volume per planted (field) acre.

$$\frac{\text{Band width in inches}}{\text{Row width in inches}} \times \text{Broadcast RATE per acre} = \text{Amount of band product needed per acre}$$

$$\frac{\text{Band width in inches}}{\text{Row width in inches}} \times \text{Broadcast spray VOLUME per acre} = \text{Banded spray volume needed per acre}$$

Tank Mixes for Post-Directed Applications

FEVER MAX can be applied in a tank mix with most cotton herbicides which are labeled for hooded applications. It is the pesticide user's responsibility to ensure that all products are registered for the intended use. Read and follow the applicable restrictions and limitations and directions for use on all product labels involved in tank mixing. Users must follow the most restrictive directions for use and precautionary statements of each product in the tank mixture. No additional surfactant is needed with any tank mix partner.

Tank Mix or Sequential Applications with Glufosinate Ammonium Only Products

It is the pesticide user's responsibility to ensure that all products are registered for the intended use. Read and follow the applicable restrictions and limitations and directions for use on all product labels involved in tank mixing. Users must follow the most restrictive directions for use and precautionary statements of each product in the tank mixture.

FEVER MAX may be used in tank mix or sequential applications with other herbicides containing glufosinate ammonium as the only active ingredient (such as **FEVER**). **FEVER MAX** at 34 fluid ounces delivers 0.53 pounds glufosinate ammonium per acre. Tank mixtures are allowed such that the total amount of glufosinate ammonium from all sources does not exceed 0.78 lb ai per acre for a single application.

If **FEVER MAX** is applied at 34 fluid ounces (0.266 lb ai fomesafen and 0.53 lb ai glufosinate) per acre or less, then up to 2 additional applications of a glufosinate ammonium only active ingredient product are allowed at a maximum rate of 0.53 pounds glufosinate ammonium per acre per application (seasonal maximum of 1.59 pounds glufosinate ammonium per acre). If **FEVER MAX** is applied 35 to 48 fluid ounces (0.273 to 0.375 lb ai fomesafen and 0.55 to 0.75 lb ai glufosinate) per acre, then only a single additional application of a glufosinate ammonium only product is allowed at a maximum rate of 0.53 pounds glufosinate ammonium per acre (seasonal maximum of 1.28 pounds glufosinate ammonium per acre).

Applications to non-glufosinate resistant cotton: Post-emergence applications of all products must be made with a hooded sprayer following the application procedures described in the previous section.

Applications to glufosinate-resistant cotton: Post-emergence applications containing **FEVER MAX** must be made with a hooded sprayer following the application procedures described in the previous section. Over-the-top applications of a glufosinate only active ingredient product may precede or follow an application of **FEVER MAX**.

Restrictions

- **DO NOT** apply this product over the top of cotton as plant death will occur.
- **DO NOT** exceed the maximum rate of **FEVER MAX** and annual use restrictions specified for each geographic region (refer to the **Regional Use Directions**).
- **DO NOT** exceed 48 fluid ounces (0.375 lb ai fomesafen and 0.75 lb ai glufosinate) per acre in any one year and also adhere to the maximum rate that may be applied in each geographic region (refer to **Regional Use Map**).
- **DO NOT** exceed 32 fluid ounces (0.25 lb ai fomesafen and 0.5 lb ai glufosinate) per acre as a preplant surface application to medium or fine-textured soil.
- **DO NOT** exceed 32 fluid ounces (0.25 lb ai fomesafen and 0.5 lb ai glufosinate) per acre as a post-directed application.
- **Preharvest Interval (PHI):** 70 days
- **DO NOT** apply this product to cotton in Florida, South of Tampa (Florida US Route 60), or in Hawaii except for test plots or breeding nurseries.
- **DO NOT** apply this product through any type of irrigation system.
- **In the State of New York Only:** Not for Use in Nassau and Suffolk Counties.

SOYBEANS

Burndown and Residual Weed Control Applications

FEVER MAX can provide burndown of emerged weeds and residual control of certain germinated broadleaf weeds and sedges from either a preplant surface or preemergence application in soybeans. Refer to Table 1 for rates and weeds controlled by preplant surface or preemergence applications and Tables 2, 3 and 4 for rates, weed growth stages and weeds controlled by postemergence applications.

Emerged weeds must have thorough spray coverage for effective control. Ammonium sulfate (AMS) at 3.0 pounds per acre should be added when apply **FEVER MAX**. When temperatures exceed 85°F, the rate of AMS can be reduced to 1.5 pounds per acre. No additional surfactant is needed with any tank mix partner.

Moisture is necessary to activate **FEVER MAX** in soil for residual weed control. Dry weather following application of **FEVER MAX** may reduce residual activity. When adequate moisture is not received within 7 days after a **FEVER MAX** application, residual weed control may be improved with at least 1/4 inch of overhead irrigation.

Preplant Surface or Preemergence Tank-Mix Applications

FEVER MAX can be tank mixed with labeled rates of other pesticide products the same use and timing. It is the pesticide user's responsibility to ensure that all products are registered for the intended use. Read and follow the applicable restrictions and limitations and directions for use on all product labels involved in tank mixing. Users must follow the most restrictive directions for use and precautionary statements of each product in the tank mixture.

Postemergence Over-The-Top Applications in Glufosinate-Resistant Soybeans

FEVER MAX can provide postemergence control of a broad spectrum of grass and broadleaf weeds as an over-the-top application in glufosinate-resistant soybeans. Refer to Tables 2, 3 and 4 for specific directions on weed growth stages, rates and weed controlled. Emerged weeds must have thorough spray coverage for effective control. Ammonium sulfate (AMS) at 3.0 pounds per acre should be added when applying **FEVER MAX**. When temperatures exceed 85°F, the rate of AMS can be reduced to 1.5 pounds per acre. No additional surfactant is needed with any tank mix partner.

For best postemergence control, apply to young actively growing weeds. Warm temperatures, high humidity and bright sunlight improve the performance of **FEVER MAX**. Weed control may be reduced when applications are made to weeds under stress due to drought or cool temperatures. Postemergence applications of **FEVER MAX** may be made from emergence up to, but not including the bloom growth stage.

Postemergence, in-crop applications of **FEVER MAX** that come in contact with soil may control or partially control certain germinated broadleaf weeds and sedges.

Some bronzing, crinkling or spotting of soybean leaves may occur following postemergence applications, but soybeans soon outgrow these effects and develop normally.

Postemergence Over-The-Top Tank Mix Applications

Certain herbicide tank mixes may complement **FEVER MAX**. No additional surfactant is needed with any tank mix partner. **FEVER MAX** may be applied in tank mix combinations with labeled rates of other products provided these other products are labeled for the timing and method of application for the soybean to be treated. It is the pesticide user's responsibility to ensure that all products are registered for the intended use. Read and follow the applicable restrictions and limitations and directions for use on all product labels involved in tank mixing. Users must follow the most restrictive directions for use and precautionary statements of each product in the tank mixture. No additional surfactant is needed with any tank mix partner.

Tank Mix or Sequential Applications with Glufosinate Ammonium Only Products

It is the pesticide user's responsibility to ensure that all products are registered for the intended use. Read and follow the applicable restrictions and limitations and directions for use on all product labels involved in tank mixing. Users must follow the most restrictive directions for use and precautionary statements of each product in the tank mixture. No additional surfactant is needed with any tank mix partner.

FEVER MAX may be used in tank mix or sequential applications with other herbicides containing glufosinate ammonium as the only active ingredient (such as **FEVER**). **FEVER MAX** at 34 fluid ounces per acre delivers 0.53 pounds glufosinate ammonium per acre. Tank mixtures are allowed such that the total amount of glufosinate ammonium from all sources does not exceed 0.65 lb ai per acre for a single application.

Two applications of glufosinate products are allowed per crop. The first application has a maximum use rate of 42 fluid ounces (0.328 lb ai fomesafen and 0.656 lb ai glufosinate) per acre of **FEVER MAX** or the labeled rate of glufosinate ammonium only active ingredient product that delivers 0.65 pounds glufosinate ammonium per acre or any combination that does not exceed 0.65 pounds glufosinate ammonium per acre. The second application has a maximum use rate of 34 fluid ounces (0.266 lb ai fomesafen and 0.53 lb ai glufosinate) per acre of **FEVER MAX** or the labeled rate of glufosinate ammonium only active ingredient product that delivers 0.53 pounds glufosinate ammonium per acre or any combination that does not exceed 0.53 pounds glufosinate ammonium per acre.

Post-emergence applications of glufosinate ammonium products are only allowed on glufosinate-resistant soybeans from emergence up to but not including the bloom growth stage.

Restrictions

- **DO NOT** apply as an over-the-top application to non-glufosinate resistant soybeans as plant death will occur.
- Refer to **Regional Use Map** for the maximum rate this product (or other fomesafen containing products) that may be applied to each geographic region.
- **DO NOT** exceed the maximum rate of this product and annual use restrictions specified for each geographic region (refer to the **Regional Use Directions**).
- **DO NOT** apply to any field in Regions 2, 3, 4, or 5 more than once every two years.
- **DO NOT** apply more than 48 fluid ounces (0.375 lb ai fomesafen and 0.75 lb ai glufosinate) per acre in any one year and also adhere to the maximum rate that may be applied in each geographic region (refer to **Regional Use Map**).
- **DO NOT** apply more than 42 fluid ounces (0.328 lb ai fomesafen and 0.656 lb ai glufosinate) per acre per application.
- **DO NOT** use nitrogen solutions as spray carriers. A silicone based antifoam agent may be added if needed.
- **DO NOT** apply this product if soybeans show injury from prior herbicide applications or environmental stress.
- **DO NOT** apply this product through any type of irrigation system.
- Make sequential applications at least 5 days apart.
- **DO NOT** graze treated areas or harvest for forage or hay.
- **Preharvest Interval (PHI):** 70 days
- **In the State of New York Only:** Not for Use in Nassau and Suffolk Counties.

STORAGE AND DISPOSAL

DO NOT contaminate water, food, feed or seed by storage or disposal.

Pesticide Storage: **DO NOT** use or store near heat or open flame. Keep container tightly closed and dry in a cool, well ventilated place. Storage temperature should not exceed 125° F. If storage temperature of this product is below 32° F, the material should not be pumped until its temperature exceeds 32° F. Protect against direct sunlight.

Pesticide Disposal: Pesticide wastes are toxic. Improper disposal of excess pesticide, spray mixture or rinsate is a violation of Federal law. If these wastes cannot be disposed of by use according to label instructions, contact your State Pesticide or Environmental Control Agency or the Hazardous Waste Representative at the nearest EPA Regional Office for guidance.

Container Handling

NONREFILLABLE CONTAINER (EQUAL TO OR LESS THAN 5 GALLONS): DO NOT reuse or refill this container. Triple rinse container (or equivalent) promptly after emptying.

Triple rinse as follows: Empty the remaining contents into application equipment or a mix tank and drain for 10 seconds after the flow begins to drip. Fill the container 1/4 full with water and recap. Shake for 10 seconds. Pour rinsate into application equipment or a mix tank or store rinsate for later use or disposal. Drain for 10 seconds after the flow begins to drip. Repeat this procedure two more times. Offer for recycling, if available or reconditioning if appropriate or puncture and dispose of in a sanitary landfill, or by other procedures approved by state and local authorities.

NONREFILLABLE CONTAINER (GREATER THAN 5 GALLONS): DO NOT reuse or refill this container. Triple rinse container (or equivalent) promptly after emptying. **Triple rinse as follows:** Empty the remaining contents into application equipment or a mix tank. Fill the container 1/4 full with water. Replace and tighten closures. Tip container on its side and roll it back and forth, ensuring at least one complete revolution, for 30 seconds. Stand the container on its end and tip it back and forth several times. Turn the container over onto its other end and tip it back and forth several times. Empty the rinsate into application equipment or a mix tank or store rinsate for later use or disposal. Repeat this procedure two more times. Offer for recycling, if available or reconditioning if appropriate or puncture and dispose of in a sanitary landfill, or by other procedures approved by state and local authorities.

Pressure rinse as follows (all sizes): Empty the remaining contents into application equipment or a mix tank and continue to drain for 10 seconds after the flow begins to drip. Hold container upside down over application equipment or mix tank or collect rinsate for later use or disposal. Insert pressure rinsing nozzle in the side of the container and rinse at about 40 PSI for at least 30 seconds. Drain for 10 seconds after the flow begins to drip.

REFILLABLE CONTAINER: Refill this container with pesticide only. **DO NOT** reuse this container for any other purpose. Cleaning the container before final disposal is the responsibility of the person disposing of the container. Cleaning before refilling is the responsibility of the refiller. To clean the container before final disposal, empty the remaining contents from this container into application equipment or mix tank. Fill the container about 10 percent full with water. Agitate vigorously or recirculate water with the pump for 2 minutes. Pour or pump rinsate into application equipment or rinsate collection system. Repeat this rinsing procedure two more times. After triple rinsing is complete, and the container is not suitable for refilling or reconditioning, offer the container for recycling if available, or puncture and dispose of in a sanitary landfill, or by incineration, or by other procedures approved by state and local authorities.

CONDITIONS OF SALE AND LIMITATION OF WARRANTY AND LIABILITY

NOTICE: Read the entire Directions for Use and Conditions of Sale and Limitation of Warranty and Liability before buying or using this product. If the terms are not acceptable, return the product at once, unopened, and the purchase price will be refunded.

The Directions for Use of this product must be followed carefully. It is impossible to eliminate all risks inherently associated with the use of this product. Ineffectiveness or other unintended consequences may result because of such factors as manner of use or application, weather, presence of other materials or other influencing factors in the use of the product, which are beyond the control of INNVICTIS CROP CARE, LLC or Seller. TO THE EXTENT CONSISTENT WITH APPLICABLE LAW all such risks shall be assumed by Buyer and User and Buyer and User agree to hold INNVICTIS CROP CARE, LLC and Seller harmless for any claims relating to such factors.

INNVICTIS CROP CARE, LLC warrants that this product conforms to the chemical description on the label and is reasonably fit for the purposes stated in the Directions for Use, subject to the inherent risks referred to above, when used in accordance with directions under normal use conditions. This warranty does not extend to the use of this product contrary to label instructions, or under abnormal conditions or under conditions not reasonably foreseeable to or beyond the control of Seller or INNVICTIS CROP CARE, LLC, and TO THE EXTENT CONSISTENT WITH APPLICABLE LAW Buyer and User assume the risk of any such use. To the extent consistent with applicable law INNVICTIS CROP CARE, LLC MAKES NO WARRANTIES OF MERCHANTABILITY OR OF FITNESS FOR A PARTICULAR PURPOSE OR ANY OTHER EXPRESS OR IMPLIED WARRANTY EXCEPT AS STATED ABOVE.

To the extent consistent with applicable law, neither INNVICTIS CROP CARE, LLC nor Seller shall be liable for any incidental, consequential or special damages resulting from the use or handling of this product. TO THE EXTENT CONSISTENT WITH APPLICABLE LAW THE EXCLUSIVE REMEDY OF THE USER OR BUYER, AND THE EXCLUSIVE LIABILITY OF INNVICTIS CROP CARE, LLC AND SELLER FOR ANY AND ALL CLAIMS, LOSSES, INJURIES OR DAMAGES (INCLUDING CLAIMS BASED ON BREACH OF WARRANTY, CONTRACT, NEGLIGENCE, TORT, STRICT LIABILITY OR OTHERWISE) RESULTING FROM THE USE OR HANDLING OF THIS PRODUCT, SHALL BE THE RETURN OF THE PURCHASE PRICE OF THE PRODUCT OR, AT THE ELECTION OF INNVICTIS CROP CARE, LLC OR SELLER, THE REPLACEMENT OF THE PRODUCT.

INNVICTIS CROP CARE, LLC and Seller offer this product, and Buyer and User accept it, subject to the foregoing conditions of Sale and Limitation of Warranty and Liability which may not be modified except by written agreement signed by a duly authorized representative of INNVICTIS CROP CARE, LLC.

All trademarks are the property of their respective owners.

SPECIMEN
INTENTIONALLY LEFT BLANK

SPECIMEN

INTENTIONALLY LEFT BLANK