

GROUP 28 INSECTICIDE

HARVANTA[®] 50SL **INSECTICIDE**

ACTIVE INGREDIENT: Cyclaniliprole* 4.55%
OTHER INGREDIENTS: 95.45%
Total 100.0%
*3-bromo-N-[2-bromo-4-chloro-6[[[1-(cyclopropylethyl)amino]carbonyl]phenyl]-1-(3-chloro-2-pyridinyl)-1H-3-pyrazole-5-carboxamide
Contains 0.42 pounds Cyclaniliprole per Gallon (50 grams per liter)

KEEP OUT OF REACH OF CHILDREN
CAUTION

See side panel for additional precautionary statements.
Read entire label carefully and use only as directed.

Distributed by:



Summit Agro USA, LLC
240 Leigh Farm Road, Suite 215
Durham, NC 27707

EPA Reg. No. 71512-26-88783

EPA Est. No. 1022-TN-001

Net Contents: 1 gallon

Job 158807

FIRST AID

If on skin	<ul style="list-style-type: none">• Take off contaminated clothing.• Rinse skin immediately with plenty of soap and water for 15-20 minutes.• Call a poison control center or doctor for treatment advice.
If swallowed	<ul style="list-style-type: none">• Call a poison control center or doctor immediately for treatment advice.• Have person sip a glass of water if able to swallow.• Do not induce vomiting unless told to do so by a poison control center or doctor.• Do not give anything by mouth to an unconscious person.
If in eyes	<ul style="list-style-type: none">• Hold eye open and rinse slowly and gently with water for 15-20 minutes.• Remove contact lenses, if present, after the first 5 minutes, then continue rinsing eye.• Call a poison control center or doctor for treatment advice.

Have the product container or label with you when calling a poison control center or doctor, or going for treatment.

HOT LINE NUMBER

For **24-Hour Medical Emergency Assistance** (Human or Animal)
Call **1-888-484-7546**.

For **Chemical Emergency**, Spill, Leak, Fire or Accident, Call **CHEMTREC 1-800-424-9300**.

PRECAUTIONARY STATEMENTS

HAZARDS TO HUMANS AND DOMESTIC ANIMALS

CAUTION

Harmful if swallowed or absorbed through skin. Causes moderate eye irritation. Avoid contact with skin, eyes or clothing. Wash thoroughly with soap and water after handling and before eating, drinking, chewing gum, using tobacco or using the toilet. Remove and wash contaminated clothing before reuse.

Personal Protective Equipment (PPE)

Applicators and other handlers must wear long-sleeved shirt and long pants, socks, shoes, and chemical resistant gloves made of chemical resistant material such as, barrier laminate, butyl rubber, nitrile rubber, neoprene rubber, polyvinyl chloride or viton, and protective eyewear.

Follow manufacturer's instructions for cleaning/ maintaining PPE. If no such instructions for washables, use detergent and hot water. Keep and wash PPE separately from other laundry.

Engineering Control Statements

When handlers use closed systems, enclosed cabs, or aircraft in a manner that meets the requirements listed in the Worker Protection Standard (WPS) for agricultural pesticides [40 CFR 170.240(d)(4-6)], the handler PPE requirements may be reduced or modified as specified in the WPS.

User Safety Recommendations

Users should:

- Wash hands before eating, drinking, chewing gum, using tobacco or using the toilet.
- Remove clothing/PPE immediately if pesticide gets inside. Then wash thoroughly and put on clean clothing.
- Remove PPE immediately after handling this product. Wash the outside of gloves before removing. As soon as possible, wash thoroughly and change into clean clothing.

ENVIRONMENTAL HAZARDS

This pesticide is toxic to aquatic invertebrates and oysters. Do not apply directly to water. Drift and runoff may be hazardous to aquatic organisms in water adjacent to use sites. This product is highly toxic to bees and other pollinating insects exposed to direct treatment or to residues in/on blooming crops or weeds. Protect pollinating insects by following label directions intended to minimize drift and to reduce risk to these organisms. Do not apply this product or allow it to drift to blooming crops or weeds while bees or other pollinating insects are foraging the treatment area.

DO NOT apply directly to water, or to areas where surface water is present or to intertidal areas below the mean high water mark. DO NOT contaminate waters when disposing of equipment washwater or rinsate. DO NOT apply when weather conditions favor drift from the treated areas. Drift and runoff may be hazardous to aquatic organisms in water adjacent to treated areas.

AVOIDING SPRAY DRIFT AT THE APPLICATION SITE IS THE RESPONSIBILITY OF THE APPLICATOR. The interaction of many equipment and weather-related factors determine the potential for spray drift. The applicator is responsible for considering all these factors when making decisions. Where states have more stringent regulations, they must be observed.

DIRECTIONS FOR USE

It is a violation of Federal law to use this product in a manner inconsistent with its labeling.

DO NOT apply this product in a way that will contact workers or other persons, either directly or through drift. Only protected handlers may be in the area during application. For any requirements specific to your State or Tribe, consult the agency responsible for pesticide regulation.

AGRICULTURAL USE REQUIREMENTS

Use this product only in accordance with its labeling and with the Worker Protection Standard, 40 CFR Part 170. This Standard contains requirements for the protection of agricultural workers on farms, forests, nurseries, and greenhouses and handlers of agricultural pesticides. It contains requirements for training, decontamination, notification, and emergency assistance. It also contains specific instructions and exceptions pertaining to the statements on this label about personal protective equipment (PPE), and restricted-entry interval. The requirements in this box only apply to uses of this product that are covered by the Worker Protection Standard.

DO NOT enter or allow worker entry into treated areas during the **Restricted Entry Interval (REI)** of four (4) hours.

PPE required for early entry into treated areas that is permitted under the Worker Protection Standard and that involves contact with anything that has been treated, such as plants, soil, or water, are: coveralls, chemical resistant gloves made of chemical resistant material such as, barrier laminate, butyl rubber, nitrile rubber, neoprene rubber, polyvinyl chloride or viton, shoes plus socks, and protective eyewear.

FAILURE TO FOLLOW THE USE DIRECTIONS AND PRECAUTIONS ON THIS LABEL MAY RESULT IN PLANT INJURY OR POOR PEST CONTROL.

Product Restrictions

Do not use in greenhouses.

New York State Only:

The following restrictions are required to permit use of HARVANTA 50SL INSECTICIDE in the State of New York:

- Not for sale, sale into, distribution and/or use in Nassau and Suffolk Counties of New York.
- Aerial application is prohibited in New York State.
- In New York State, a 25 ft. vegetated and non-cropped buffer strip untraversed by drainage tiles, must be maintained between the treatment area and lakes, rivers, reservoirs, permanent streams, marshes, natural ponds, estuaries or coastal areas.

Product INFORMATION

CYCLANILIPROLE is an insecticide with foliar activity. CYCLANILIPROLE must be applied in scheduled protective programs and used in rotation with products with a different mode of action.

MIXING AND SPRAYING

HARVANTA 50SL INSECTICIDE can be used effectively in dilute or concentrate sprays. Thorough, uniform coverage is essential for pest control.

NOTE: Slowly invert container several times to assure uniform mixture of formulation before adding this product to the spray tank.

Dosage rates on this label indicate fluid ounces of HARVANTA 50SL INSECTICIDE per acre, unless otherwise stated. Under conditions favorable for disease development, the highest rate specified and shortest application interval should be used.

HARVANTA 50SL INSECTICIDE may be applied with all types of spray equipment normally used for ground, chemigation through sprinkler irrigation and aerial applications.

The required amount of HARVANTA 50SL INSECTICIDE should be added slowly into the spray tank during filling. With concentrate sprays, pre-mix the required amount of HARVANTA 50SL INSECTICIDE in a clean container and add to the spray tank as it is being filled. Keep agitator running when filling spray tank and during spray operations. DO NOT allow spray mixture to stand overnight or for prolonged periods. Prepare only the amount of spray required for immediate use. Spraying equipment should be thoroughly cleaned immediately after the application.

Apply HARVANTA 50SL INSECTICIDE in sufficient water to obtain adequate coverage of the foliage. Gallonage to be used will vary with crop and amount of plant growth. Spray volume will usually range from 20 to 100 gallons per acre (200 to 1000 liters per hectare) for dilute sprays, and 5 to 10 gallons per acre (50 to 100 liters per hectare) for concentrate ground and aerial sprays. For aerial applications, apply HARVANTA 50SL INSECTICIDE in a minimum of 5 gallons of water per acre. For application through sprinkler irrigation systems see application and calibration instructions below.

TANK MIX COMPATIBILITY

HARVANTA 50SL INSECTICIDE is physically compatible (no nozzle or screen blockage) with many products recommended for control of diseases and insects on crops and other additives. It is the pesticide user's responsibility to ensure that all products are registered for the intended use. Read and follow the applicable restrictions and limitations and directions for use on all product labels involved in tank mixing. Users must follow the most restrictive directions for use and precautionary statements of each product in the tank mixture. HARVANTA 50SL INSECTICIDE is generally compatible with other insecticides, fungicides, adjuvants, fertilizers and micronutrient products provided sufficient free water is available for dispersion of all the tank mix products. The use of methylated seed oil (MSO) or other high quality adjuvant at a rate of 0.025% to 0.1% on volume to volume basis may improve performance under extreme conditions. However, not all crop varieties have been tested with all possible

tank mix combinations. Thus the combination should be tested for crop safety on a small portion of the crop to ensure that a phytotoxic response will not occur. In addition, the physical compatibility of HARVANTA 50SL INSECTICIDE with tank mix partners must be evaluated before use. Conduct a jar test with intended tank-mix pesticides prior to preparation of large volumes. Use the following procedure: 1) Pour the recommended proportions of the products into a suitable container of water, 2) Mix thoroughly and 3) Allow to stand for 5 minutes. If the combination remains mixed or can be re-mixed readily, it is considered physically compatible. Any physical incompatibility in the jar test indicates that HARVANTA 50SL INSECTICIDE should not be used in the tank-mix.

ROTATIONAL CROP RESTRICTIONS

Crops on this label may be planted immediately after the last treatment. Do not plant other crops not registered for this product within 30 days after the last application.

INTEGRATED PEST MANAGEMENT

HARVANTA 50SL INSECTICIDE is an excellent insect pest control agent when used according to label directions for control of labeled insect pests. HARVANTA 50SL INSECTICIDE is recommended for use as part of an Integrated Pest Management (IPM) program, which may include the use of pest-resistant crop varieties, cultural practices, crop rotation, biological control agents, pest scouting and pest forecasting systems aimed at preventing economic pest damage. Practices known to reduce insect pest development should be followed. Consult your state cooperative extension service or local agricultural authorities for additional IPM strategies established in your area. HARVANTA 50SL INSECTICIDE may be used in State Agricultural Extension advisory (insect pest forecasting) programs that recommend application timing based upon environmental factors that favor insect pest development.

RESISTANCE MANAGEMENT

Some insect pests are known to develop resistance to products used repeatedly for insect control. HARVANTA 50SL INSECTICIDE is an anthranilic diamide in IRAC Group 28 with the mode/target site of action being Ryanodine receptor modulation. An insect pest management program that includes alternation or tank mixes between HARVANTA 50SL INSECTICIDE and other labeled insecticides that have a different mode of action and/or control insect pests not controlled with HARVANTA 50SL INSECTICIDE is essential to prevent insecticide resistant insect pest populations from developing. HARVANTA 50SL INSECTICIDE should not be utilized continuously nor tank mixed with insecticides that have shown to have developed insecticide resistance to the target insect pest.

Since insect pests differ in their potential to develop resistance to insecticides, follow the directions outlined in the "Directions For Use" section of this label for specific resistance management strategies for each crop. Consult with your Federal or State Cooperative Extension Service representatives for guidance on the proper use of HARVANTA 50SL INSECTICIDE in programs that seek to minimize the occurrence of insect pest resistance.

Follow these instructions to postpone insecticide resistance unless directed otherwise in the specific directions for use sections of this label:

- Do not use the same mode of action (IRAC group number) on consecutive generations of insect pests.
- Do not apply HARVANTA 50SL INSECTICIDE or other Group 28 insecticide more than 3 times per pest generation to the same insect species on a crop.
- Application to the next generation of insect pest(s) must be with a product with a different mode of action (non-Group 28 insecticide).
- Do not use below the labeled rates of HARVANTA 50SL INSECTICIDE alone or in tank mixtures.
- Applications to the target pest(s) should be made to the most susceptible insect life stages.

- Insecticide use should be based on an IPM program that includes scouting, record keeping, and considers cultural, biological and other chemical control practices.
- Monitor treated pest populations for resistance development.
- Contact your local extension specialist or certified crop advisors for any additional pesticide resistance-management and/or IPM recommendations for the specific site and pest problems in your area.
- More information on insect resistance is available online from the Insecticide Resistance Action Committee (IRAC) at <http://www.iraac-online.org>.

For further information or to report suspected resistance contact Summit Agro USA, LLC at (984)260-0407.

APPLICATION AND CALIBRATION TECHNIQUES FOR SPRINKLER IRRIGATION

Apply this product only through center pivot, motorized lateral move, traveling gun, solid set or portable (wheel move, side roll, end tow, or hand move) irrigation system(s). DO NOT apply this product through any other type of irrigation system.

Crop injury, lack of effectiveness, or illegal pesticide residues in the crop can result from non-uniform distribution of treated water.

If you have questions about calibration, you should contact State Extension Service specialists, equipment manufacturers or other experts.

DO NOT apply HARVANTA 50SL INSECTICIDE through irrigation systems connected to a public water system. "Public water system" means a system for the provision to the public of piped water for human consumption if such system has at least 15 service connections or regularly serves an average of at least 25 individuals daily at least 60 days per year.

Controls for both irrigation water and pesticide injection systems must be functionally interlocked, so as to automatically terminate pesticide injection when the irrigation water pump motor stops. A person knowledgeable of the irrigation system and responsible for its operation shall be present so as to discontinue pesticide injection and make necessary adjustments, should the need arise.

The irrigation water pipeline must be fitted with a functional, automatic, quick-closing check valve to prevent the flow of treated irrigation water back toward the water source. The pipeline must also be fitted with a vacuum relief valve and low-pressure drain, located between the irrigation water pump and the check valve, to prevent back-siphoning of treated irrigation water into the water source.

Always inject HARVANTA 50SL INSECTICIDE into irrigation water after it discharges from the irrigation pump and after it passes through the check valve. Never inject pesticides into the intake line on the suction side of the pump.

Pesticide injection equipment must be fitted with a functional, normally closed, solenoid-operated valve located on the intake side of the injection pump. Interlock this valve to the power system, so as to prevent fluid from being withdrawn from the chemical supply tank when the irrigation system is either automatically or manually turned off.

The pesticide injection pipeline must contain a functional, automatic, quick-closing check valve to prevent the flow of fluid back toward the injection pump. The irrigation line or water pump must include a functional pressure switch that will stop the water pump motor when the water pressure decreases to the point where pesticide distribution is adversely affected.

Spray mixture in the chemical supply tank must be agitated at all times, otherwise settling and uneven application may occur. DO NOT apply when wind speed favors drift beyond the area intended for treatment.

HARVANTA 50SL INSECTICIDE may be used through two basic types of sprinkler irrigation systems as outlined in Sections A and B below. Determine which type of system is in place, then refer to the appropriate directions provided for each type.

A. Center Pivot, Motorized Lateral Move and Traveling Gun Irrigation Equipment

For injection of pesticides, these continuously moving systems must use a positive displacement injection pump of either diaphragm or piston type, constructed of materials that are compatible with pesticides and capable of being fitted with a system interlock and capable of injection at pressures approximately 2-3 times those encountered within the irrigation water line. Venturi applicator units cannot be used on these systems.

Thoroughly mix recommended amount of this product for acreage to be covered into the same amount of water used during calibration and inject into system continuously for one revolution or run. Mixture in the chemical supply tank must be continuously agitated during the injection run. Shut off injection equipment after one revolution or run, but continue to operate irrigation system until this product has been cleared from the last sprinkler head.

B. Solid Set and Portable (Wheel Move, Side Roll, End Tow, or Hand Move) Irrigation Equipment

With stationary systems, an effectively designed in-line venturi applicator unit is preferred which is constructed of materials that are compatible with pesticides; however, a positive-displacement pump can also be used.

Determine acreage covered by sprinkler. Fill tank of injection equipment with water and adjust flow to use contents over a 30 to 45 minute period. Mix desired amount of HARVANTA 50SL INSECTICIDE for acreage to be covered with water so that the total mixture of this product plus water in the injection tank is equal to the quantity of water used during calibration.

Agitation is recommended. HARVANTA 50SL INSECTICIDE can be injected at the beginning or end of the irrigation cycle or as a separate application. Stop injection equipment after treatment is completed and continue to operate irrigation system until this product has been cleared from last sprinkler head.

SPRAY DRIFT MANAGEMENT

The interaction of many equipment and weather-related factors determines the potential for spray drift. The applicator is responsible for considering all these factors when making application decisions.

AVOIDING SPRAY DRIFT IS THE RESPONSIBILITY OF THE APPLICATOR.

IMPORTANCE OF DROPLET SIZE

The most effective drift management strategy is to apply the largest droplets which are consistent with pest control objectives. The presence of sensitive species nearby, the environmental conditions, and pest pressure may affect how an applicator balances drift control and coverage. Applying larger droplets reduces drift potential, but will not prevent drift if applications are made improperly or under unfavorable environmental conditions. A droplet size classification system describes the range of droplet sizes produced by spray nozzles. The American Society of Agricultural and Biological Engineers (ASABE) provide a Standard that describes droplet size spectrum categories defined by a number of reference nozzles (fine, coarse, etc.). Droplet spectra resulting from the use of a specific nozzle may also be described in terms of volume mean diameter (VMD). Coarser droplet size spectra have larger VMD's and lower drift potential.

CONTROLLING DROPLET SIZE - GROUND APPLICATION

Nozzle Type - Select a nozzle type that is designed for the intended application. With most nozzle types, narrower spray angles produce larger droplets. The use of low-drift nozzles will reduce drift potential.

Pressure - The lowest spray pressures recommended for the nozzle produce the largest droplets. Higher pressure reduces droplet size and does not improve canopy penetration. When higher flow rates are needed, using a higher-capacity nozzle instead of increasing pressure results in the coarsest droplet spectrum.

Flow Rate/Orifice Size - Using the highest flow rate nozzles (largest orifice) that are consistent with pest control objectives reduces the potential for spray drift. Nozzles with higher rated flows produce coarser droplet spectra.

CONTROLLING DROPLET SIZE - AIRCRAFT

Number of Nozzles -Using the minimum number of nozzles with the highest flow rate that provide uniform coverage will produce a coarser droplet spectrum.

Nozzle Orientation -Orienting nozzles in a manner that minimizes the effects of air shear will produce the coarsest droplet spectra. For some nozzles such as solid stream, pointing the nozzles straight back parallel to the airstream will produce a coarser droplet spectrum than other orientations.

Nozzle Type -Solid stream, or other low drift nozzles produce the coarsest droplet spectra. Do not apply as a ULV application.

BOOM LENGTH AND HEIGHT

Boom Length (aircraft) -The boom length must not exceed 3/4 of the wing length; using shorter booms decreases drift potential. For helicopters use a boom length and position that prevents droplets from entering the rotor vortices.

Boom Height (aircraft) -Application more than 10 ft. above the canopy increases the potential for spray drift. Applications made at the lowest height consistent with pest control objectives, and the safe operation of the aircraft will reduce the potential for spray drift.

Boom Height (ground) -Applications made at the lowest height consistent with pest control objectives, and that allow the applicator to keep the boom level with the application site and minimize bounce, will reduce the exposure of spray droplets to evaporation and wind and reduce spray drift potential.

WIND

Drift potential increases at wind speeds of less than 3 mph (due to variable direction and inversion potential) or more than 10 mph. However, many factors, including droplet size and equipment type determine drift potential at any given wind speed. AVOID APPLICATIONS DURING GUSTY OR WINDLESS CONDITIONS. Do not make applications when wind speeds are greater than 15 mph.

Note: Local terrain can influence wind patterns. Every applicator must be familiar with local wind patterns and how they affect spray drift.

TEMPERATURE AND HUMIDITY

When making applications in hot and dry conditions, set up equipment to produce larger droplets to reduce effects of evaporation.

SURFACE TEMPERATURE INVERSIONS

Do not make applications into temperature inversions. Drift potential is high during a surface temperature inversion.

Surface inversions restrict vertical air mixing, which causes small-suspended droplets to remain close to the ground and move laterally in a concentrated cloud. Surface inversions are characterized by increasing temperature with altitude and are common on nights with limited cloud cover and light to no wind.

They begin to form as the sun sets and often continue into the morning. Their presence can be indicated by ground fog; however, if fog is not present, inversions can also be identified by the movement of smoke from a ground source or an aircraft smoke generator. Smoke that layers and moves laterally in a concentrated cloud (under low wind conditions) indicates a surface inversion, while smoke that moves upward and rapidly dissipates indicates good vertical air mixing.

SHIELDED SPRAYERS

Shielding the boom or individual nozzles can reduce the effects of wind. However, it is the responsibility of the applicator to verify that the shields are preventing drift and not interfering with uniform deposition of the product.

AIR ASSISTED (AIRBLAST) FIELD CROP SPRAYERS

Air assisted field crop sprayers carry droplets to the target via a downward directed air stream. Some may reduce the potential for drift, but if a sprayer is unsuitable for the application and/or set up improperly, high drift potential can result. It is the responsibility of the applicator to determine that a sprayer is suitable for the intended application, is configured properly, and that drift is not occurring.

Note: Air assisted field sprayers can affect product performance by affecting spray coverage and canopy penetration.

Consult the application equipment section of this label to determine if use of an air assisted sprayer is recommended.

DIRECTIONS FOR USE

Crop	Insects	Use Rate Fl. Oz. Product Per Acre	Instructions
Leafy Vegetable Group (Crop Group 4-16)*	Beet armyworm Cabbage looper Corn earworm Cross striped cabbage moth Diamondback moth Imported cabbageworm Flea beetles Fall armyworm Western yellowstriped armyworm Leafminers (<i>Liriomyza</i> spp.) Western flower thrips** Whiteflies** Stink bug spp.** Cotton (melon) aphid **Suppression only. Use in conjunction with an effective control program.	10.9 to 16.4 fl oz (0.036 to 0.054 lb. a.i. /A)	<p>Application Instructions: Thorough coverage is essential to achieve best results. Use 16.4 fl oz/A if Leafminers or thrips are present.</p> <p>Diamondback Moth For resistance management, do not apply HARVANTA 50SL INSECTICIDE to successive generations of diamondback moth, or more than twice within a single generation. Applications to the following generation of diamondback moth should be with an effective non-Group 28 insecticide (different mode of action in different IRAC group). Do not apply less than 10.9 fl. oz per acre for control of diamondback moth.</p> <p>Flea beetles For best performance, use the high labeled rate of 16.4 fl oz/A.</p> <p>Stink bugs** HARVANTA 50SL INSECTICIDE provides suppression of stink bug NYMPHS ONLY. Use as a part of an Integrated Pest Management (IPM) program and target the most susceptible life stages and application timings. Use in conjunction with other modes of action and effective control products. Performance is enhanced when used with an effective adjuvant. For best results, use the high labeled rate when targeting stink bug nymphs.</p>

*Amaranth, Chinese; amaranth, leafy; arugula; aster, Indian; blackjack; broccoli, Chinese; broccoli raab; cabbage, abyssinian; cabbage, Chinese, bok choy; cabbage, seakale; cat's whiskers; cham-chwi; cham-na-mul; chervil, fresh leaves; chipilin; chrysanthemum, garland; cilantro, fresh leaves; collards; corn salad; cosmos; cress, garden; cress, upland; dandelion, leaves; dang-gwi, leaves; dillweed; dock; dol-nam-mul; ebolo; endive; escarole; fameflower; feather cockscomb; good king henry; hanover salad; huauzontle; jute, leaves; kale; lettuce, bitter; lettuce, head; lettuce, leaf; maca, leaves; mizuna; mustard greens; orach; parsley, fresh leaves; plantain, buckhorn; primrose, English; purslane, garden; purslane, winter; radicchio; radish, leaves; rape greens; rocket, wild; shepherd's purse; spinach; spinach, Malabar; spinach, New Zealand; spinach, tanier; Swiss chard; turnip greens; violet, Chinese, leaves; watercress; cultivars, varieties, and hybrids of these commodities

Continued

DIRECTIONS FOR USE (cont.)

Crop	Insects	Use Rate Fl. Oz. Product Per Acre	Instructions
Leafy Vegetable Group (Crop Group 4-16)*		10.9 to 16.4 fl oz (0.036 to 0.054 lb. a.i. /A)	<p>Aphids For best results use with an effective adjuvant. Use the higher labeled rate for best performance.</p> <p>Resistance Management: Do not apply HARVANTA 50SL INSECTICIDE or other Group 28 insecticide more than 3 times within a single generation of insect pest(s) on a crop.</p> <p>Restrictions: Foliar application of this product is prohibited to a crop from onset of flowering until flowering is complete unless:</p> <ul style="list-style-type: none"> • the application is being made in the time period between 2 hours prior to sunset until sunrise; OR, • the application is being made at a time when the temperature at the application site is 50 degrees F or less. <p>Make no more than 3 applications per year. Do not exceed 16.4 fl. oz. (0.054 lb a.i./A) per application. Do not apply more than 49.2 fl. oz./acre/year (0.16 lb. a.i./acre/year). Do not exceed the minimum interval between treatment of 7 days. Pre-Harvest Interval (PHI) – 1 day</p>
<p>*Amaranth, Chinese; amaranth, leafy; arugula; aster, Indian; blackjack; broccoli, Chinese; broccoli raab; cabbage, abyssinian; cabbage, Chinese, bok choy; cabbage, seakale; cat's whiskers; cham-chwi; cham-na-mul; chervil, fresh leaves; chipilin; chrysanthemum, garland; cilantro, fresh leaves; collards; corn salad; cosmos; cress, garden; cress, upland; dandelion, leaves; dang-gwi, leaves; dillweed; dock; dol-nam-mul; ebolo; endive; escarole; fameflower; feather cockscomb; good king henry; hanover salad; huauzontle; jute, leaves; kale; lettuce, bitter; lettuce, head; lettuce, leaf; maca, leaves; mizuna; mustard greens; orach; parsley, fresh leaves; plantain, buckhorn; primrose, English; purslane, garden; purslane, winter; radicchio; radish, leaves; rape greens; rocket, wild; shepherd's purse; spinach; spinach, Malabar; spinach, New Zealand; spinach, tanier; Swiss chard; turnip greens; violet, Chinese, leaves; watercress; cultivars, varieties, and hybrids of these commodities</p>			

DIRECTIONS FOR USE

Crop	Insects	Use Rate Fl. Oz. Product Per Acre	Instructions
Brassica Head and Stem Vegetable Group (Crop Group 5-16)*	Beet armyworm Cabbage looper Corn earworm Cross striped cabbage moth Diamondback moth Imported cabbageworm Fall armyworm Western yellowstriped armyworm Flea beetles Leafminers (<i>Liriomyza</i> spp.) Western flower thrips** Whiteflies** Stink bug spp.** Cotton (melon) aphid **Suppression only. Use in conjunction with an effective control program.	10.9 to 16.4 fl oz (0.036 to 0.054 lb. a.i. /A)	<p>Application Instructions: Thorough coverage is essential to achieve best results. Use 16.4 fl oz/A if Leafminers or thrips are present.</p> <p>Diamondback Moth For resistance management, do not apply HARVANTA 50SL INSECTICIDE to successive generations of diamondback moth, or more than twice within a single generation. Applications to the following generation of diamondback moth should be with an effective non-Group 28 insecticide (different mode of action in different IRAC group). Do not apply less than 10.9 fl. oz per acre for control of diamondback moth.</p> <p>Flea beetles For best performance, use the high labeled rate of 16.4 fl oz/A.</p> <p>Stink bugs** HARVANTA 50SL INSECTICIDE provides suppression of stink bug NYPHPS ONLY. Use as a part of an Integrated Pest Management (IPM) program and target the most susceptible life stages and application timings. Use in conjunction with other modes of action and effective control products. Performance is enhanced when used with an effective adjuvant. For best results, use the high labeled rate when targeting stink bug nymphs.</p> <p>Aphids For best results use with an effective adjuvant. Use the higher labeled rate for best performance.</p>
*Broccoli; Brussels sprouts; cabbage; cabbage, Chinese, napa; cauliflower; cultivars, varieties, and hybrids of these commodities			

Continued

DIRECTIONS FOR USE (cont.)

Crop	Insects	Use Rate Fl. Oz. Product Per Acre	Instructions
Brassica Head and Stem Vegetable Group (Crop Group 5-16)*		10.9 to 16.4 fl oz (0.036 to 0.054 lb. a.i. /A)	<p>Resistance Management: Do not apply HARVANTA 50SL INSECTICIDE or other Group 28 insecticide more than 3 times within a single generation of insect pest(s) on a crop.</p> <p>Restrictions: Foliar application of this product is prohibited to a crop from onset of flowering until flowering is complete unless:</p> <ul style="list-style-type: none"> • the application is being made in the time period between 2 hours prior to sunset until sunrise; OR, • the application is being made at a time when the temperature at the application site is 50 degrees F or less. <p>Make no more than 3 applications per year. Do not exceed 16.4 fl. oz. (0.054 lb a.i./A) per application. Do not apply more than 49.2 fl. oz./acre/year (0.16 lb. a.i./acre/year). Do not exceed the minimum interval between treatment of 7 days. Pre-Harvest Interval (PHI) – 1 day</p>
<p>*Broccoli; Brussels sprouts; cabbage; cabbage, Chinese, napa; cauliflower; cultivars, varieties, and hybrids of these commodities</p>			

DIRECTIONS FOR USE

Crop	Insects	Use Rate Fl. Oz. Product Per Acre	Instructions
Fruiting Vegetables (Crop Group 8-10)*	Beet armyworm Cabbage looper Colorado potato beetle Fall armyworm Southern armyworm Tomato fruitworm Tomato hornworm Tomato pinworm Tomato psyllid Pepper weevil European corn borer Yellowstriped armyworm Leafminers (<i>Liriomyza</i> spp.) Western flower thrips** Whiteflies** Stink bug spp.** Cotton (melon) aphid **Suppression only. Use in conjunction with an effective control program.	10.9 to 16.4 fl oz (0.036 to 0.054 lb. a.i. /A)	<p>Application Instructions: Thorough coverage is essential to achieve best results. Use 16.4 fl oz/A if Leafminers or thrips are present.</p> <p>Pepper Weevil For best results, use the high labeled rate of 16.4 fl oz/A.</p> <p>Stink bugs** HARVANTA 50SL INSECTICIDE provides suppression of stink bug NYMPHS ONLY. Use as a part of an Integrated Pest Management (IPM) program and target the most susceptible life stages and application timings. Use in conjunction with other modes of action and effective control products. Performance is enhanced when used with an effective adjuvant. For best results, use the high labeled rate when targeting stink bug nymphs.</p> <p>Aphids For best results use with an effective adjuvant. Use the higher labeled rate for best performance.</p> <p>Resistance Management: Do not apply HARVANTA 50SL INSECTICIDE or other Group 28 insecticide more than 3 times within a single generation of insect pest(s) on a crop.</p> <p>Restrictions: Foliar application of this product is prohibited to a crop from onset of flowering until flowering is complete unless:</p> <ul style="list-style-type: none"> • the application is being made in the time period between 2 hours prior to sunset until sunrise; OR, • the application is being made at a time when the temperature at the application site is 50 degrees F or less.
<p>*Includes all members of the Fruiting Vegetable Crop Group Family: African eggplant; bush tomato; bell pepper; cocona; currant tomato; eggplant; garden huckleberry; goji berry; groundcherry; martynia; naranjilla; okra; pea eggplant; pepino; nonbell pepper; roselle; scarlet eggplant; sunberry; tomatillo; tomato; tree tomato; cultivars, varieties, and/or hybrids of these.</p>			

Continued

DIRECTIONS FOR USE (cont.)

Crop	Insects	Use Rate Fl. Oz. Product Per Acre	Instructions
Fruiting Vegetables (Crop Group 8-10)*		10.9 to 16.4 fl oz (0.036 to 0.054 lb. a.i. /A)	Make no more than 3 applications per year. Do not exceed 16.4 fl. oz. (0.054 lb a.i./A) per application. Do not apply more than 49.2 fl. oz./acre/year (0.16 lb. a.i./acre/year). Do not exceed the minimum interval between treatment of 7 days. Pre-Harvest Interval (PHI) – 1 day
*Includes all members of the Fruiting Vegetable Crop Group Family: African eggplant; bush tomato; bell pepper; cocona; currant tomato; eggplant; garden huckleberry; goji berry; groundcherry; martyrnia; naranjilla; okra; pea eggplant; pepino; nonbell pepper; roselle; scarlet eggplant; sunberry; tomatillo; tomato; tree tomato; cultivars, varieties, and/or hybrids of these.			

DIRECTIONS FOR USE

Crop	Insects	Use Rate Fl. Oz. Product Per Acre	Instructions
Cucurbits Vegetables (Crop Group 9)*	Beet armyworm Cabbage looper Melonworm Pickleworm Southern armyworm Fall armyworm Striped cucumber beetle Leafminers (<i>Liriomyza</i> spp.)	10.9 to 16.4 fl oz (0.036 to 0.054 lb. a.i. /A)	Application Instructions: Thorough coverage is essential to achieve best results. Use 16.4 fl oz/A if Leafminers or thrips are present. Flea beetles For best performance, use the high labeled rate of 16.4 fl oz/A. Stink bugs and Squash bug** HARVANTA 50SL INSECTICIDE provides suppression of stink bug and squash bug NYPHHS ONLY . Use as a part of an Integrated Pest Management (IPM) program and target
*Includes all members of the Cucurbit Vegetable Crop Group Family: Chayote (fruit); Chinese waxgourd (Chinese preserving melon); Citron melon; Cucumber; Gherkin; Gourd, edible (includes hyotan, cucuzza, hechima, Chinese okra); <i>Momordica spp</i> (includes balsam apple, balsam pear, bitter melon, Chinese cucumber); Muskmelon, hybrids and/or cultivars of <i>Cucumis melo</i> (includes true cantaloupe, cantaloupe, casaba, crenshaw melon, golden pershaw melon, honeydew melon, honey balls, mango melon, Persian melon, pineapple melon, Santa Claus melon, and snake melon); Pumpkin; Squash, summer (includes crookneck squash, scallop squash, straightneck squash, vegetable marrow, zucchini); Squash, winter (includes butternut squash, calabaza, hubbard squash, acorn squash, spaghetti squash; Watermelon (includes hybrids and/or varieties of <i>Citrullus lanatus</i>)			

Continued

DIRECTIONS FOR USE (cont.)

Crop	Insects	Use Rate Fl. Oz. Product Per Acre	Instructions
Cucurbits Vegetables (Crop Group 9)*	<p>Flea beetles Western yellowstriped armyworm Western flower thrips** Onion thrips** Whiteflies** Stink bug spp.** Squash bug** Cotton (melon) aphid</p> <p>**Suppression only. Use in conjunction with an effective control program.</p>	<p>10.9 to 16.4 fl oz (0.036 to 0.054 lb. a.i. /A)</p>	<p>the most susceptible life stages and application timings. Use in conjunction with other modes of action and effective control products. Performance is enhanced when used with an effective adjuvant. For best results, use the high labeled rate when targeting stink bug and squash bug nymphs.</p> <p>Aphids For best results, use with an effective adjuvant. Use the high labeled rate for best performance.</p> <p>Resistance Management: Do not apply HARVANTA 50SL INSECTICIDE or other Group 28 insecticide more than 3 times within a single generation of insect pest(s) on a crop.</p> <p>Restrictions: Foliar application of this product is prohibited to a crop from onset of flowering until flowering is complete unless:</p> <ul style="list-style-type: none"> • the application is being made in the time period between 2 hours prior to sunset until sunrise; OR, • the application is being made at a time when the temperature at the application site is 50 degrees F or less. <p>Make no more than 3 applications per year. Do not exceed 16.4 fl. oz. (0.054 lb a.i./A) per application. Do not apply more than 49.2 fl. oz./acre/year (0.16 lb. a.i./acre/year). Do not exceed the minimum interval between treatment of 7 days. Pre-Harvest Interval (PHI) – 1 day</p>
<p>*Includes all members of the Cucurbit Vegetable Crop Group Family: Chayote (fruit); Chinese waxgourd (Chinese preserving melon); Citron melon; Cucumber; Gherkin; Gourd, edible (includes hyotan, cucuzza, hechima, Chinese okra); <i>Momordica spp</i> (includes balsam apple, balsam pear, bitter melon, Chinese cucumber); Muskmelon, hybrids and/or cultivars of <i>Cucumis melo</i> (includes true cantaloupe, cantaloupe, casaba, crenshaw melon, golden pershaw melon, honeydew melon, honey balls, mango melon, Persian melon, pineapple melon, Santa Claus melon, and snake melon); Pumpkin; Squash, summer (includes crookneck squash, scallop squash, straightneck squash, vegetable marrow, zucchini); Squash, winter (includes butternut squash, calabaza, hubbard squash, acorn squash, spaghetti squash; Watermelon (includes hybrids and/or varieties of <i>Citrullus lanatus</i>)</p>			

DIRECTIONS FOR USE

Crop	Insects	Use Rate Fl. Oz. Product Per Acre	Instructions
Tuberous and Corm Vegetables (Crop Subgroup 1C)*	<p>Colorado potato beetle Armyworms Cutworms Loopers European corn borer Tomato hornworm Tobacco hornworm Potato tuberworm Flea beetles Potato psyllid Whiteflies** Western flower thrips** Leafminers (<i>Liriomyza</i> spp.) Cotton/melon aphid</p> <p>**Suppression Only. Use in conjunction with an effective control program</p>	<p>10.9 to 16.4 fl oz (0.036 to 0.054 lb. a.i. /A)</p>	<p>Application Instructions: Thorough coverage is essential to achieve best results.</p> <p>Potato tuberworm Treat fields at first sign of tuberworm adults/larvae. As a result of overlapping pest generations, repeat applications as necessary while rotating modes of action. Control of tuberworm is necessary prior to senescence/vine kill, and should be done through foliar sprays and chemigation. Use of an effective adjuvant increases efficacy.</p> <p>Zebra Chip Disease HARVANTA 50SL INSECTICIDE has been shown to reduce the incidence of zebra chip disease through control of potato psyllids and reduction of psyllid feeding.</p> <p>Resistance Management: Do not apply HARVANTA 50SL INSECTICIDE or other Group 28 insecticide more than 3 times within a single generation of insect pest(s) on a crop.</p> <p>Restrictions: Foliar application of this product is prohibited to a crop from onset of flowering until flowering is complete unless:</p> <ul style="list-style-type: none"> • the application is being made in the time period between 2 hours prior to sunset until sunrise; OR, • the application is being made at a time when the temperature at the application site is 50 degrees F or less. <p>Make no more than 3 applications per year. Minimal interval between treatment is 5 days.</p> <p>Do not apply more than 49.2 fl oz per acre per year (0.16 lb. a.i./acre/year).</p> <p>Pre-Harvest Interval (PHI) – 7 days</p>
<p>*Includes all members of the Tuberous and Corm Vegetable Crop Group Family: Arracacha; arrowroot; artichoke, Chinese; artichoke, Jerusalem; canna, edible; cassava, bitter and sweet; chayote (root); chufa; dasheen (taro); ginger; leren; potato; sweet potato; taniar; turmeric; yam bean; yam, true</p>			

DIRECTIONS FOR USE

Crop	Insects	Use Rate Fl. Oz. Product Per Acre	Instructions
<p>Strawberry</p>	<p>Beet armyworm Corn earworm Cabbage looper Japanese beetle Light brown apple moth</p>	<p>10.9-16.4 fl oz. (0.036 to 0.054 lb. a.i. /A)</p>	<p>Application Instructions: Thorough coverage is essential to achieve best results. Select a spray volume appropriate for the density of foliage. For best results, apply a minimum of 100-150 gallons water per acre. Use 16.4 fl oz/A if Japanese beetles are present.</p> <p>Resistance Management: Do not apply HARVANTA 50SL INSECTICIDE or other Group 28 insecticide more than 3 times within a single generation of insect pest(s) on a crop.</p> <p>Restrictions: Foliar application of this product is prohibited to a crop from onset of flowering until flowering is complete unless:</p> <ul style="list-style-type: none"> • the application is being made in the time period between 2 hours prior to sunset until sunrise; OR, • the application is being made at a time when the temperature at the application site is 50 degrees F or less. <p>Do not exceed 16.4 fl. oz. (0.054 lb a.i./A) per application.</p> <p>Make no more than 3 applications per year.</p> <p>Do not apply more than 49.2 fl. oz./acre/year (0.16 lb. a.i./acre/year).</p> <p>Do not exceed the minimum interval between treatment of 5 days.</p> <p>Pre-Harvest Interval (PHI) – 1 day</p>

STORAGE AND DISPOSAL

DO NOT contaminate water, food or feed by storage or disposal.

PESTICIDE STORAGE: Store in original container, in a secured, dry, cool place separate from food, pet food, feed, seed and fertilizer. Avoid cross-contamination with other pesticides.

PESTICIDE DISPOSAL: Pesticide wastes may be hazardous. Improper disposal of excess pesticide, spray mixture or rinsate is a violation of Federal law. If these wastes cannot be disposed of by use according to label instructions, contact your State Pesticide or Environmental Control Agency or the Hazardous Waste representative at the nearest EPA Regional Office for guidance.

CONTAINER HANDLING: Nonrefillable container (equal to or less than 5 gallons). DO NOT reuse or refill this container. Triple rinse container (or equivalent) promptly after emptying. Triple rinse as follows: Empty the remaining contents into application equipment or a mix tank and drain for 10 seconds after the flow begins to drip. Fill the container ¼ full with water and recap. Shake for 10 seconds. Pour rinsate into application equipment or a mix tank or store rinsate for later use or disposal. Drain for 10 seconds after the flow begins to drip. Repeat this procedure two more times. Then offer for recycling if available, or puncture and dispose of in a sanitary landfill, or by incineration or, if allowed by state and local authorities, by burning. If burned, stay out of smoke.

WARRANTY AND LIMITATION OF DAMAGES

Seller warrants to those persons lawfully acquiring title to this product that at the time of first sale of this product by Seller that this product conformed to its chemical description and was reasonably fit for the purposes stated on the label when used in accordance with Seller's directions under normal conditions of use. To the extent consistent with applicable law, Buyers and users of this product assume the risk of any use contrary to such directions. **EXCEPT AS PROVIDED ELSEWHERE IN WRITING CONTAINING AN EXPRESS REFERENCE TO THIS WARRANTY AND LIMITATION OF DAMAGES, SELLER MAKES NO OTHER EXPRESS OR IMPLIED WARRANTY OR GUARANTY, INCLUDING ANY OTHER EXPRESS OR IMPLIED WARRANTY OF FITNESS OR OF MERCHANTABILITY, AND NO AGENT OF SELLER IS AUTHORIZED TO DO SO.** In no event shall Seller's liability for any breach of warranty or guaranty exceed the purchase price of the product as to which a claim is made. To the extent consistent with applicable law, Buyers and users of this product are responsible for all loss or damage from use or handling of this product which results from conditions beyond the control of Seller, including, but not limited to, incompatibility with other products unless otherwise expressly provided in Directions for Use of this product, weather conditions, cultural practices, moisture conditions or other environmental conditions outside of the ranges that are generally recognized as being conducive to good agricultural and/or horticultural practices.

HARVANTA 50SL INSECTICIDE – 09182019

GROUP 28 INSECTICIDE



HARVANTA® 50SL

INSECTICIDE

ACTIVE INGREDIENT: Cyclaniliprole* 4.55%
OTHER INGREDIENTS: 95.45%
Total: 100.0%
*3-bromo-N-[2-bromo-4-chloro-6[[[1-(3-cyclopropylethyl)amino]carbonyl]phenyl]-1-(3-chloro-2-pyridinyl)]
-1H-3-pyrazole-5-carboxamide
Contains 0.42 pounds Cyclaniliprole per Gallon (50 grams per liter)

KEEP OUT OF REACH OF CHILDREN CAUTION

See label booklet for additional Precautionary Statements and Directions for Use. Read entire label carefully and use only as directed.

FIRST AID

If on skin: Take off contaminated clothing. Rinse skin immediately with plenty of soap and water for 15-20 minutes. Call a poison control center or doctor for treatment advice. **If swallowed:** Call a poison control center or doctor immediately for treatment advice. Have person sip a glass of water if able to swallow. Do not induce vomiting unless told to do so by a poison control center or doctor. Do not give anything by mouth to an unconscious person. **If in eyes:** Hold eye open and rinse slowly and gently with water for 15-20 minutes. Remove contact lenses, if present, after the first 5 minutes, then continue rinsing eye. Call a poison control center or doctor for treatment advice.

Have the product container or label with you when calling a poison control center or doctor, or going for treatment.

HOT LINE NUMBER: For **24-Hour Medical Emergency Assistance** (Human or Animal) Call **1-888-484-7546**. For **Chemical Emergency, Spill, Leak, Fire or Accident**, Call **CHEMTREC 1-800-424-9300**.

Distributed by:
Summit Agro USA, LLC
240 Leigh Farm Road, Suite 215
Durham, NC 27707



SummitAgro^{USA}

EPA Reg. No. 71512-26-88783
EPA Est. No. 1022-TN-001

Net Contents: 1 gallon

PRECAUTIONARY STATEMENTS HAZARDS TO HUMANS AND DOMESTIC ANIMALS CAUTION

Harmful if swallowed or absorbed through skin. Causes moderate eye irritation. Avoid contact with skin, eyes or clothing. Wash thoroughly with soap and water after handling and before eating, drinking, chewing gum, using tobacco or using the toilet. Remove and wash contaminated clothing before reuse.

STORAGE AND DISPOSAL

DO NOT contaminate water, food or feed by storage or disposal.

PESTICIDE STORAGE: Store in original container, in a secured, dry, cool place separate from food, pet food, feed, seed and fertilizer. Avoid cross-contamination with other pesticides.

PESTICIDE DISPOSAL: Pesticide wastes may be hazardous. Improper disposal of excess pesticide, spray mixture or rinsate is a violation of Federal law. If these wastes cannot be disposed of by use according to label instructions, contact your State Pesticide or Environmental Control Agency or the Hazardous Waste representative at the nearest EPA Regional Office for guidance.

CONTAINER HANDLING: Nonrefillable container (equal to or less than 5 gallons). DO NOT reuse or refill this container. Triple rinse container (or equivalent) promptly after emptying. Triple rinse as follows: Empty the remaining contents into application equipment or a mix tank and drain for 10 seconds after the flow begins to drip. Fill the container ¼ full with water and recap. Shake for 10 seconds. Pour rinsate into application equipment or a mix tank or store rinsate for later use or disposal. Drain for 10 seconds after the flow begins to drip. Repeat this procedure two more times. Then offer for recycling if available, or puncture and dispose of in a sanitary landfill, or by incineration or, if allowed by state and local authorities, by burning. If burned, stay out of smoke.

PF-158807

PROOF

THIS PROOF IS TO BE CHECKED FOR ACCURACY

Please review and approve **Text, Spelling, Copy Placement, Size, Shape, Colors** and **Dieline**.

Authorized signature accepts responsibility for accuracy of all copy, color break and artwork. Cimarron Label is not liable for any discrepancies subsequently identified.

PLEASE NOTE: Due to color variance between printers/monitors, the colors represented by this proof cannot be deemed accurate. Please refer to a color matching system such as the Pantone Matching System for a truer representation of spot colors.






THIS PROOF IS NOT ACCURATE FOR COLOR-MATCH.

Dieline does not print.

 **Cimarron Label**

Experts in Extended Text Labeling

4201 North Westport Ave. • Sioux Falls, SD 57107
Phone: (605) 978-0451 • Fax: (605) 978-0463

DATE	JOB NUMBER	CUSTOMER
10/17/19	158807	Summit Agro
LABEL SIZE	BOOKLET SIZE	
5.5" X 5.0"	5.25" X 4.0"	
LABEL COLORS	BOOKLET OUTSIDE COLORS	BOOKLET INSIDE COLORS
 BLK  4695	 BLK  4695	 BLK
PATTERN VARNISH: <input checked="" type="checkbox"/> YES <input type="checkbox"/> NO		

Form: CS 006B - 3/29/2017

ARTWORK IS APPROVED

REVISED PROOF NEEDED

**WE CANNOT PROCESS
THIS ORDER WITHOUT AN
AUTHORIZED SIGNATURE**

Signed _____ Date _____