

2.75"

COPY AREA

Almond; Brassica leafy greens (subgroup 5B); Bulb vegetables (group 3-07); Cucurbits (group 9); Grapes; Hops; Dry and Succulent Beans; Okra; Pistachio; Stone Fruits (group 12); Sunflower; and Tree Nuts (group 14).

FIRST AID

IF SWALLOWED:	<ul style="list-style-type: none">• Call a poison control center or doctor immediately for treatment advice.• Do not induce vomiting unless told to do so by a poison control center or doctor.• Have person sip a glass of water if able to swallow.• Do not give anything by mouth to an unconscious person.
IF ON SKIN:	<ul style="list-style-type: none">• Take off contaminated clothing.• Rinse skin immediately with plenty of water for 15-20 minutes.• Call a poison control center or doctor for treatment advice.

1

(continued)

1.75"

2.25"

3.25"

2.75"

COPY AREA

1.75"


IF INHALED:	<ul style="list-style-type: none">• Move person to fresh air.• If person is not breathing, call 911 or an ambulance, then give artificial respiration, preferably mouth-to-mouth if possible.• Call a poison control center or doctor for further treatment advice.
IF IN EYES:	<ul style="list-style-type: none">• Hold eye open and rinse slowly and gently with water for 15 to 20 minutes. Remove contact lenses, if present, after the first 5 minutes, then continue rinsing eye.• Call a poison control center or doctor for treatment advice.
For MEDICAL Emergencies Call 24 Hours A Day 1-800-334-7577.	
In case of emergency call toll free the Bayer CropScience Emergency Response Telephone No. 1-800-334-7577. Have a product container or label with you when calling a poison control center or doctor, or going for treatment.	
NOTE TO PHYSICIAN: Treat Symptomatically.	

For **PRODUCT USE** Information Call 1-866-99BAYER (1-866-992-2937)

2

2.25"

3.25"

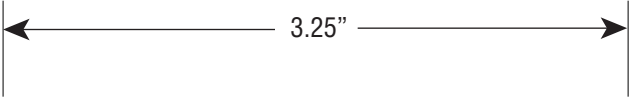


PRECAUTIONARY STATEMENTS
HAZARDS TO HUMANS AND DOMESTIC ANIMALS
CAUTION
Harmful if swallowed, absorbed through skin or inhaled. Avoid contact with skin, eyes, or clothing. Avoid breathing vapor or spray mist. Wash thoroughly with soap and water after handling and before eating, drinking, chewing gum, or using tobacco. Remove and wash contaminated clothing before reuse.

Personal Protective Equipment (PPE):
Applicators and other handlers must wear long-sleeved shirt and long pants, shoes plus socks, and chemical-resistant (such as nitrile or butyl) gloves.

User Safety Requirements
Follow manufacturer's instructions for cleaning/maintaining PPE. If no such instructions exist for washables, use detergent and hot water. Keep and wash PPE separately from other laundry.

Engineering Control Statements:
When handlers use closed systems, enclosed cabs, or aircraft in a manner that meets the

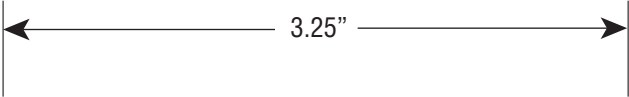
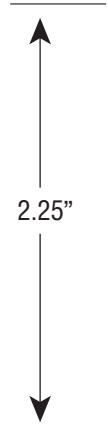




requirements listed in the Worker Protection Standard (WPS) for agricultural pesticides 40 CFR 170.240(d)(4-6), the handler PPE requirements may be reduced or modified as specified in the WPS.

<p>Users should:</p> <ul style="list-style-type: none">• Wash hands before eating, drinking, chewing gum, using tobacco, or using the toilet.• Remove clothing/PPE immediately if pesticide gets inside. Then wash thoroughly and put on clean clothing.• User should remove PPE immediately after handling this product. Wash the outside of gloves before removing. As soon as possible, wash thoroughly and change into clean clothing.	<p>USER SAFETY RECOMMENDATIONS</p>
---	---

ENVIRONMENTAL HAZARDS
For terrestrial uses: This pesticide is toxic to mammals, fish and aquatic invertebrates. Do not apply directly to water, or to areas where surface water is present or to intertidal areas below the mean high water mark. Runoff may be hazardous to aquatic organisms in neighboring areas. Do not contaminate water when disposing of equipment wash water or rinsate. This product
(continued)



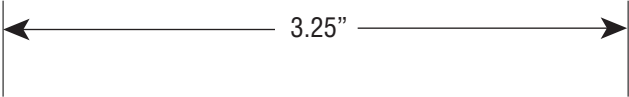



may impact surface water quality due to runoff of rain water. This is especially true for poorly draining soils and soils with shallow ground water. This product is classified as having high potential for reaching surface water via runoff for several months or more after application. A level, well-maintained vegetative buffer strip between areas to which this product is applied and surface water features such as ponds, streams, and springs will reduce the potential loading of Fluopyram. Runoff of this product will be reduced by avoiding applications when rainfall or irrigation is expected to occur within 48 hours. Sound erosion control practices will reduce this product's potential to reach aquatic sediment via runoff.

This chemical has properties and characteristics associated with chemicals detected in ground water. This chemical may leach into groundwater if used in areas where soils are permeable, particularly where the water table is shallow.

DIRECTIONS FOR USE
STOP - READ THE LABEL BEFORE USE
It is a violation of federal law to use this product in a manner inconsistent with its labeling.
Read entire label before using this product.

(continued)



2.75"
COPY AREA

Do not apply this product in a way that will contact workers or other persons, either directly or through drift. Only protected handlers may be in the area during application. For any requirements specific to your State or Tribe, consult the agency responsible for pesticide regulation.

Not for sale, distribution, or use in Nassau and Suffolk counties, New York except as permitted under FIFRA 24(c), Special Local Need registration.

Aerial Application Prohibited in New York State.

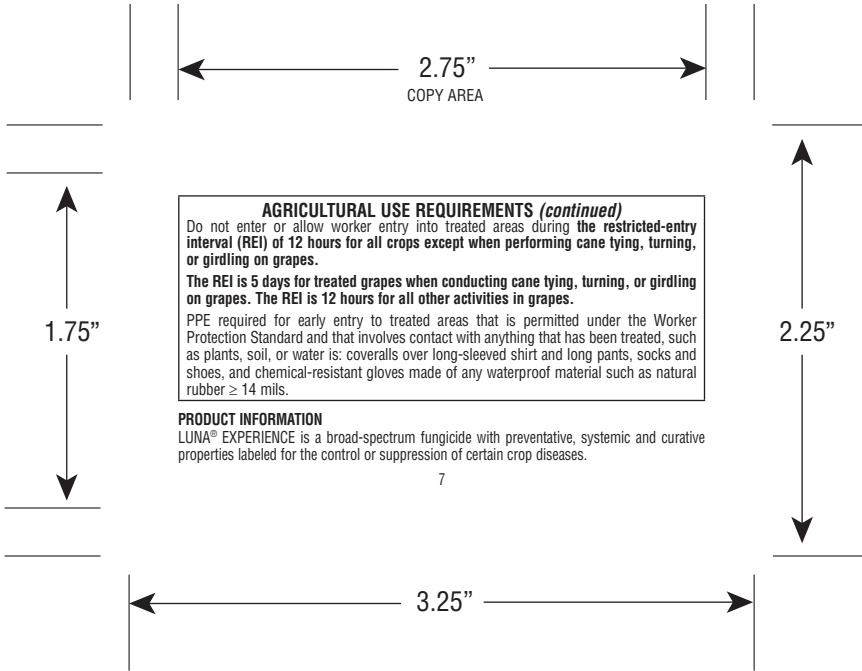
AGRICULTURAL USE REQUIREMENTS

Use this product only in accordance with its labeling and with the Worker Protection Standard, 40 CFR part 170. This Standard contains requirements for the protection of agricultural workers on farms, forests, nurseries, and greenhouses, and handlers of agricultural pesticides. It contains requirements for training, decontamination, notification, and emergency assistance. It also contains specific instructions and exceptions pertaining to the statements on this label about personal protective equipment (PPE) and restricted entry interval. The requirements in this box only apply to uses of this product that are covered by the Worker Protection Standard. *(continued)*

1.75"

2.25"

3.25"



2.75"
COPY AREA

AGRICULTURAL USE REQUIREMENTS (continued)

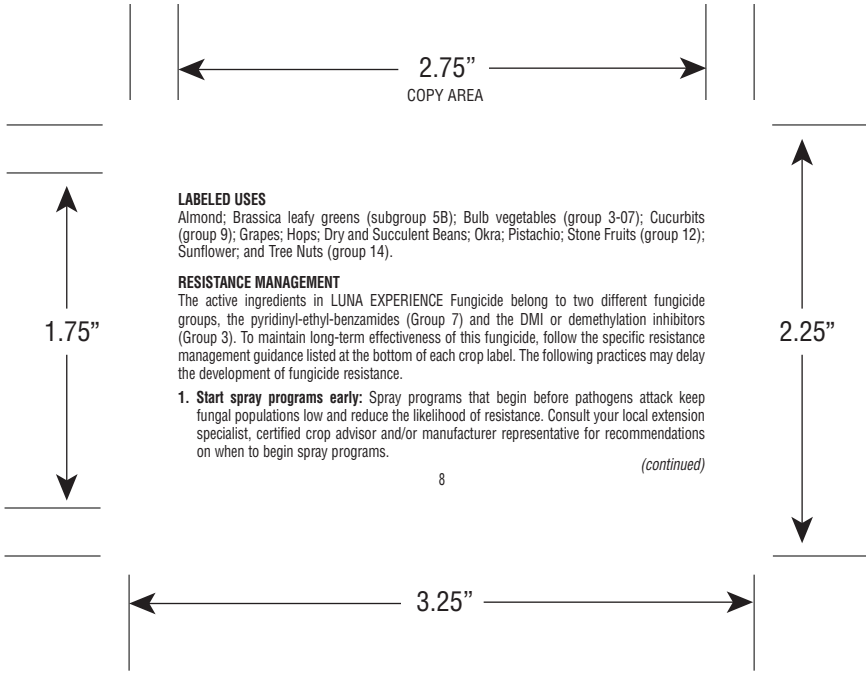
Do not enter or allow worker entry into treated areas during the restricted-entry interval (REI) of 12 hours for all crops except when performing cane tying, turning, or girdling on grapes.

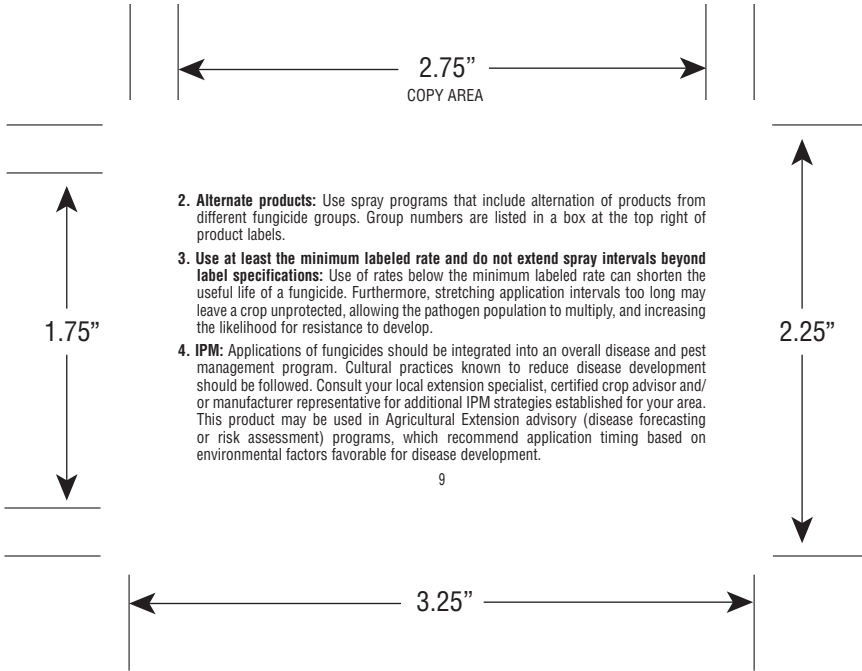
The REI is 5 days for treated grapes when conducting cane tying, turning, or girdling on grapes. The REI is 12 hours for all other activities in grapes.

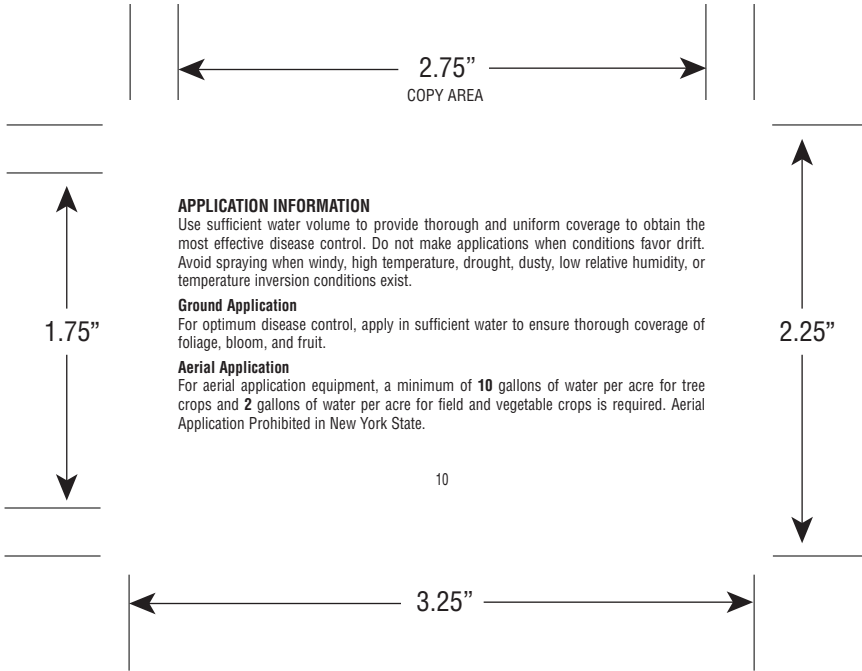
PPE required for early entry to treated areas that is permitted under the Worker Protection Standard and that involves contact with anything that has been treated, such as plants, soil, or water is: coveralls over long-sleeved shirt and long pants, socks and shoes, and chemical-resistant gloves made of any waterproof material such as natural rubber ≥ 14 mils.


PRODUCT INFORMATION

LUNA® EXPERIENCE is a broad-spectrum fungicide with preventative, systemic and curative properties labeled for the control or suppression of certain crop diseases.







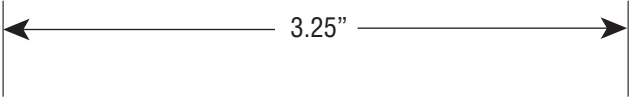
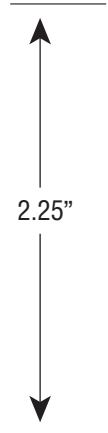


Air-Blast Application


Air-assisted or air-blast sprayers move spray droplets into the crop canopy using a forced-air system. The fan should be set up to deliver only enough air volume to penetrate the canopy and provide good coverage. Adjust deflectors or other aiming devices to direct spray only to the target area. Equip sprayers with nozzles that provide accurate and uniform application.

Chemigation Application

Apply this product only through center pivot, motorized-lateral move, traveling gun, and solid set or portable (wheel move, side roll, end tow, or hand move) irrigation systems. Do not apply this product through any other type of irrigation system. Crop injury, lack of effectiveness, or illegal pesticide residues in the crop can result from non-uniform distribution of treated water. If you have questions about calibration, you should contact State Extension Service specialists, equipment manufacturers or other experts. A person knowledgeable of the chemigation system and responsible for its operation or under the



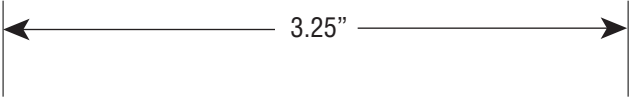
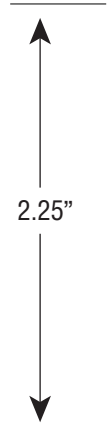
(continued)

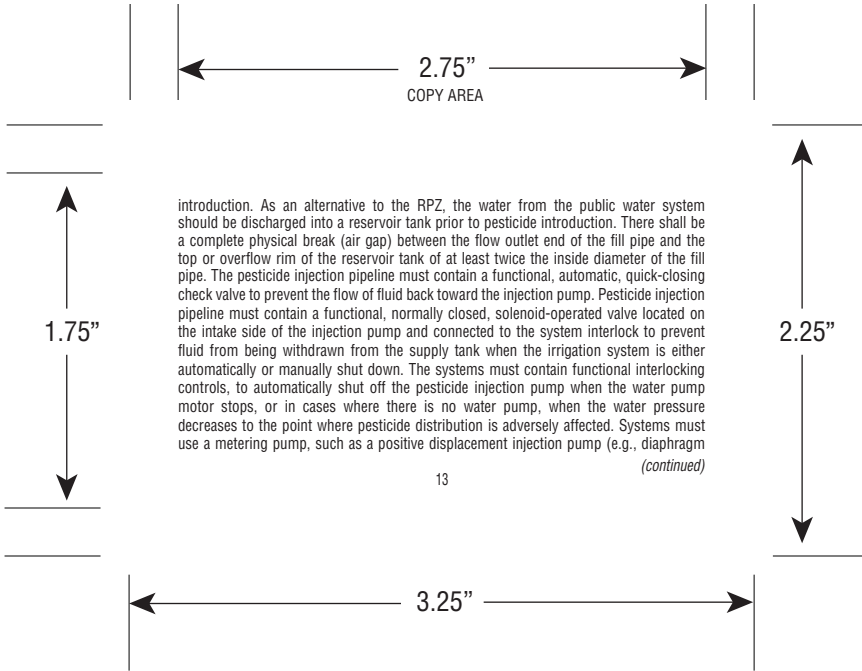


supervision of the responsible person, shall shut the system down and make necessary adjustments should the need arise. This product has not been sufficiently tested when applied through irrigation systems to assure consistent product performance for all labeled uses. The following application techniques are provided for user reference but do not constitute a warranty of fitness for application through sprinkler irrigation equipment.

Do not connect an irrigation system (including greenhouse systems) used for pesticide application to a public water system, unless the pesticide label prescribed safety devices for public water systems are in place. 'Public water system' means a system for the provision to the public of piped water for human consumption if such system has at least 15 service connections or regularly serves an average of at least 25 individuals daily at least 60 days out of the year. Chemigation systems connected to public water systems must contain a functional, reduced-pressure zone (RPZ), back flow preventer or the functional equivalent in the water supply line upstream from the point of pesticide

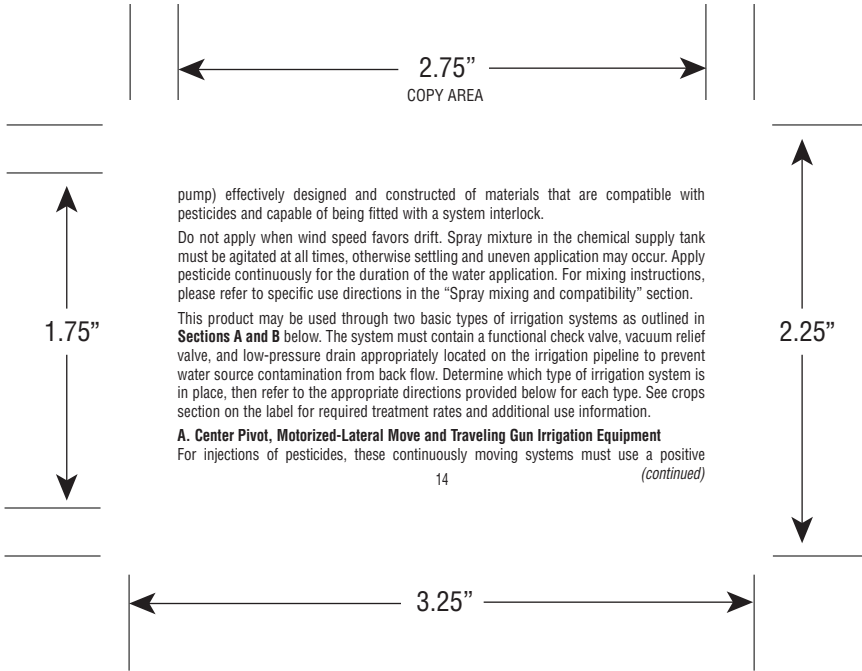
(continued)

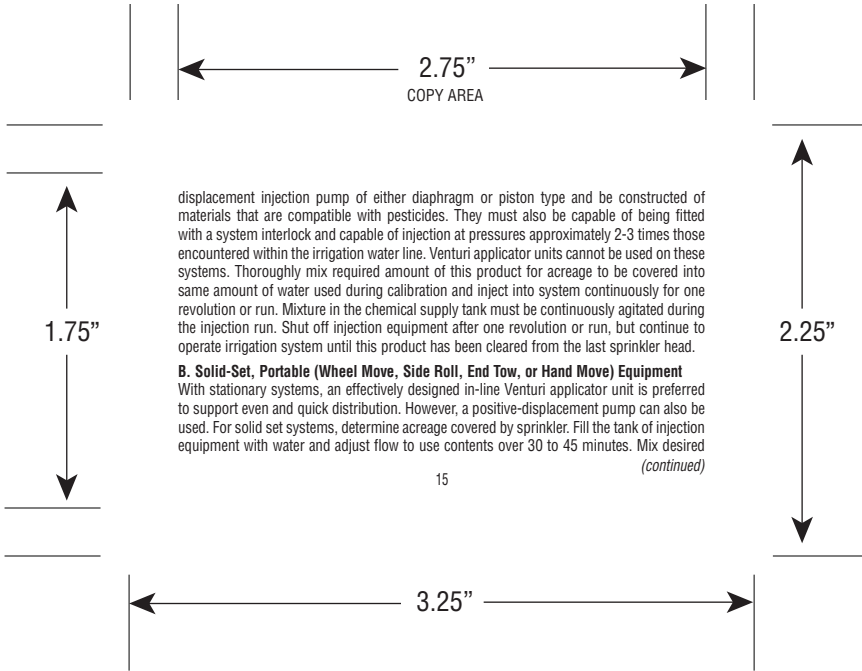




introduction. As an alternative to the RPZ, the water from the public water system should be discharged into a reservoir tank prior to pesticide introduction. There shall be a complete physical break (air gap) between the flow outlet end of the fill pipe and the top or overflow rim of the reservoir tank of at least twice the inside diameter of the fill pipe. The pesticide injection pipeline must contain a functional, automatic, quick-closing check valve to prevent the flow of fluid back toward the injection pump. Pesticide injection pipeline must contain a functional, normally closed, solenoid-operated valve located on the intake side of the injection pump and connected to the system interlock to prevent fluid from being withdrawn from the supply tank when the irrigation system is either automatically or manually shut down. The systems must contain functional interlocking controls, to automatically shut off the pesticide injection pump when the water pump motor stops, or in cases where there is no water pump, when the water pressure decreases to the point where pesticide distribution is adversely affected. Systems must use a metering pump, such as a positive displacement injection pump (e.g., diaphragm


(continued)





displacement injection pump of either diaphragm or piston type and be constructed of materials that are compatible with pesticides. They must also be capable of being fitted with a system interlock and capable of injection at pressures approximately 2-3 times those encountered within the irrigation water line. Venturi applicator units cannot be used on these systems. Thoroughly mix required amount of this product for acreage to be covered into same amount of water used during calibration and inject into system continuously for one revolution or run. Mixture in the chemical supply tank must be continuously agitated during the injection run. Shut off injection equipment after one revolution or run, but continue to operate irrigation system until this product has been cleared from the last sprinkler head.

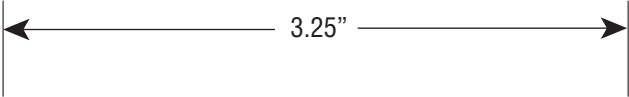
B. Solid-Set, Portable (Wheel Move, Side Roll, End Tow, or Hand Move) Equipment
 With stationary systems, an effectively designed in-line Venturi applicator unit is preferred to support even and quick distribution. However, a positive-displacement pump can also be used. For solid set systems, determine acreage covered by sprinkler. Fill the tank of injection equipment with water and adjust flow to use contents over 30 to 45 minutes. Mix desired
(continued)



amount of this product for acreage to be covered with water so that the total mixture of this product plus water in the injection tank is equal to the quantity of water used during calibration. Provide chemical supply tank agitation sufficient for mixing until chemigation is completed. Operate entire system at normal pressures recommended by the manufacturer of injection equipment used, for amount of time established during calibration. This product can be injected during the irrigation cycle or as a separate application.

SPRAY MIXING AND COMPATIBILITY

Begin with clean spray equipment and add one-half of the required amount of water to the spray or mixing tank and start agitation. Add the required quantity of fungicide and the tank-mix partner if applicable to the water and complete filling with water to the required total volume. Follow the recommendations of your State Cooperative Extension Service for tank-mixing with other products. In general, follow the order beginning first with water conditioners, water soluble packaging (wait for it to completely dissolve), wettable powders and water-dispersible granular products, liquid flowables and suspension concentrates,



2.75"

COPY AREA

emulsifiable concentrates, and adjuvants last. Maintain agitation throughout spraying. Do not allow spray mixture to remain in the tank overnight, or for long periods during the day without agitation. When tank-mixing with other pesticides, observe the more restrictive label limitations and precautions.

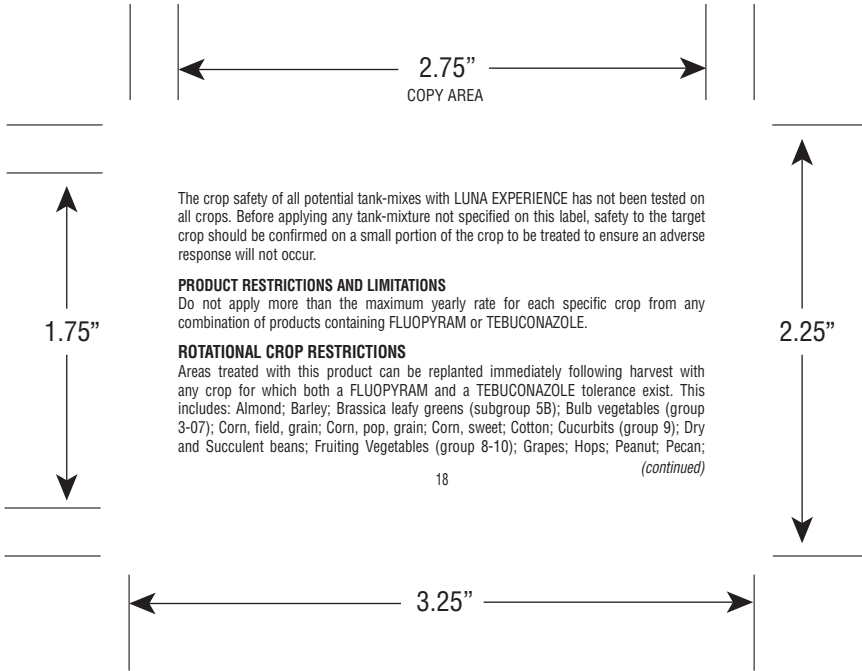
LUNA EXPERIENCE is physically compatible with most commonly used fungicide, herbicide, insecticide, and foliar nutrient products. However, the compatibility of LUNA EXPERIENCE with all potential tank-mix partners has not been fully investigated. If tank mixing with other pesticides is desirable, conduct a jar test with the volumes and rates typically used in agricultural application. Using a small container of water, add the proportionate amounts of the products: wettable powders and water-dispersible granular products first, then liquid flowables, and emulsifiable concentrates last. After thoroughly mixing, let stand for at least 15 minutes. Look for signs of separation, globules, sludge, flakes, or other precipitates. Physical compatibility is indicated if the combination remains mixed or can be remixed readily.

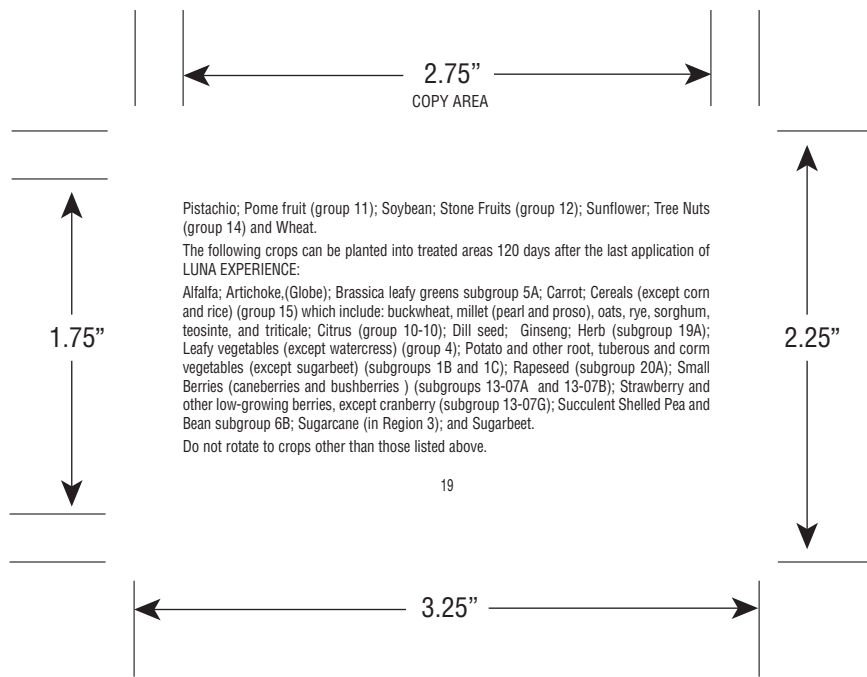
1.75"

2.25"

17

3.25"





2.75"

COPY AREA

USE DIRECTIONS FOR SPECIFIC CROPS

ALMOND		
Disease Control	Application Rate	Product Instructions
Brown rot blossom blight (<i>Monilinia laxa</i>) (<i>Monilinia fructicola</i>)	6.0 to 17 fl oz/acre	Apply at the critical timings for disease control. Refer to University and/or extension guidelines for best application timings. Continue as needed on a 7- to 14-day interval. When disease pressure is severe, use the higher rates and/or shorter intervals.
Shot hole (<i>Wilsonomyces carpophilus</i>)		
Powdery mildew (<i>Sphaerotheca pannosa</i>) (<i>Podosphaera tridactyla</i>)		

1.75"

2.25"

20

(continued)

3.25"

2.75"

COPY AREA

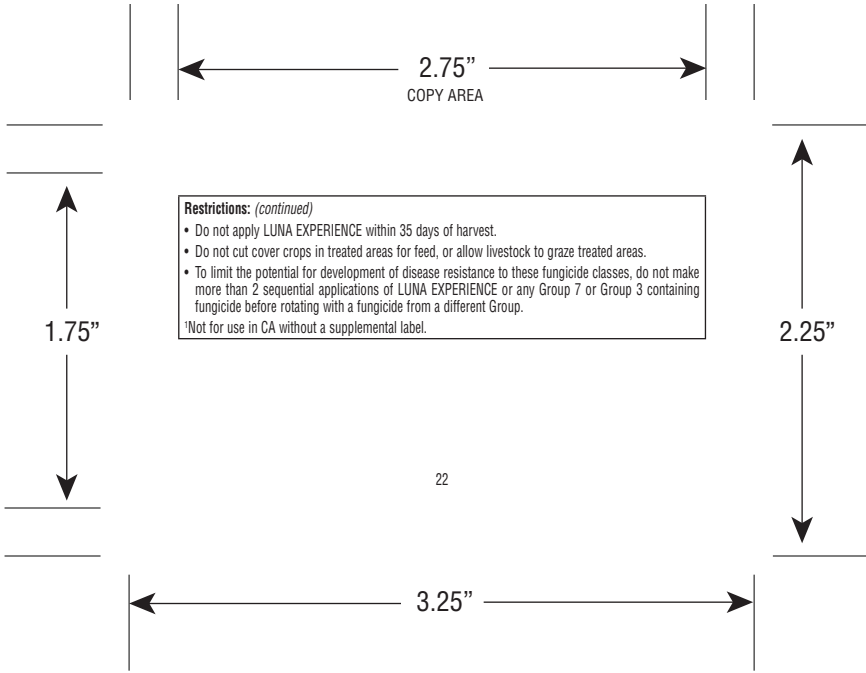
1.75"

Disease Control	Application Rate	Product Instructions
Jacket rot ¹ Green fruit rot (<i>Botrytis cinerea</i>) Alternaria leaf spot ¹ (<i>Alternaria alternata</i>) Anthracnose ¹ (<i>Colletotrichum acutatum</i>) Scab ¹ (<i>Cladosporium carpophilum</i>) Rust ¹ (<i>Tanzschelia discolor</i>)	6.0 to 17 fl oz/acre	Apply at the critical timings for disease control. Refer to University and/or extension guidelines for best application timings. Continue as needed on a 7- to 14-day interval. When disease pressure is severe, use the higher rates and/or shorter intervals.
Restrictions: <ul style="list-style-type: none">• Do not apply more than 34 fl oz of LUNA EXPERIENCE per acre per year.• Apply using ground, aerial, or chemigation equipment.• Regardless of formulation or method of application, do not apply more than 0.446 lbs Fluopyram or 0.900 lbs tebuconazole per acre per year, including soil and foliar uses.		

2.25"

(continued)

3.25"



← 2.75" →
COPY AREA

BRASSICA LEAFY GREENS (Subgroup 5B) Broccoli Raab; Cabbage, Chinese (Bok Choy); Collards; Kale; Mizuna; Mustard Greens; Mustard Spinach; Rape Greens.		
Disease Control	Application Rate	Product Instructions
Powdery mildew ¹ <i>(Erysiphe cruciferarum)</i> <i>(Erysiphe polygoni)</i> Cercospora leaf spot ¹ <i>(Cercospora brassicola)</i> Alternaria blight / Black spot ¹ <i>(Alternaria spp.)</i>	6.0 to 8.6 fl oz/acre	Apply at the critical timings for disease control. Refer to University and/or extension guidelines for best application timings. Continue as needed on a 7- to 14-day interval. When disease pressure is severe, use the higher rates and/or shorter intervals.

↑ 1.75" ↓

↑ 2.25" ↓

(continued)

← 3.25" →

2.75"
COPY AREA

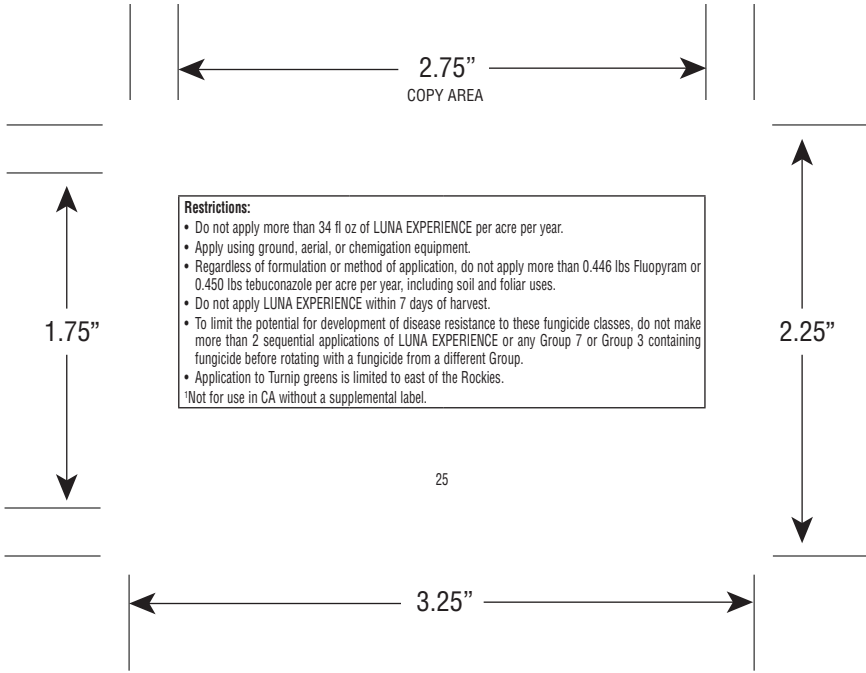
1.75"

Disease Control	Application Rate	Product Instructions
Botrytis gray mold (<i>Botrytis cinerea</i>)	8.6 fl oz/acre	Apply at the critical timings for disease control. Refer to University and/or extension guidelines for best application timings. Continue as needed on a 7- to 14-day interval. When disease pressure is severe, use the shorter intervals.
Sclerotinia stem rot (<i>Sclerotinia sclerotiorum</i>) (<i>Sclerotinia minor</i>)		
Disease Suppression	Application Rate	Product Instructions
Rhizoctonia bottom rot (<i>Rhizoctonia solani</i>)	8.6 fl oz/acre	Apply at the critical timings for disease control. Refer to University and/or extension guidelines for best application timings. Continue as needed on a 7- to 14-day interval. When disease pressure is severe, use the shorter intervals.

2.25"

(continued)

3.25"



2.75"

COPY AREA

1.75"

BULB VEGETABLES (group 3-07)		
Onion, bulb subgroup: Daylily, Bulb; Fritillaria, Bulb; Garlic, Bulb; Garlic, Great-Headed, Bulb; Garlic, Serpent, Bulb; Lily, Bulb; Onion, Bulb; Onion, Chinese, Bulb; Onion, Pear; Onion, Potato, Bulb; Shallot, Bulb; cultivars, varieties, and/or hybrids of these.		
Onion, green subgroup: Chive, Fresh Leaves; Chive, Chinese, Fresh Leaves; Elegans Hosta; Fritillaria, Leaves; Kurrat; Lady's Leek; Leek, Leek, Wild; Onion, Beltsville Bunching; Onion, Fresh; Onion, Green; Onion, Macrostem; Onion, Tree, Tops; Onion, Welsh, Tops; Shallot, Fresh Leaves; cultivars, varieties, and/or hybrids of these.		
Disease Control	Application Rate	Product Instructions
Botrytis leaf blight, neck rot <i>(Botrytis squamosa)</i> <i>(Botrytis allii)</i> Purple blotch <i>(Alternaria porri)</i> Rust <i>(Puccinia allii)</i> <i>(Puccinia porri)</i>	8.0 to 12.8 fl oz/acre	Apply at the critical timings for disease control. Refer to University and/or extension guidelines for best application timings. Continue as needed on a 10- to 14-day interval. When disease pressure is severe, use the higher rates and/or shorter intervals.

26

(continued)

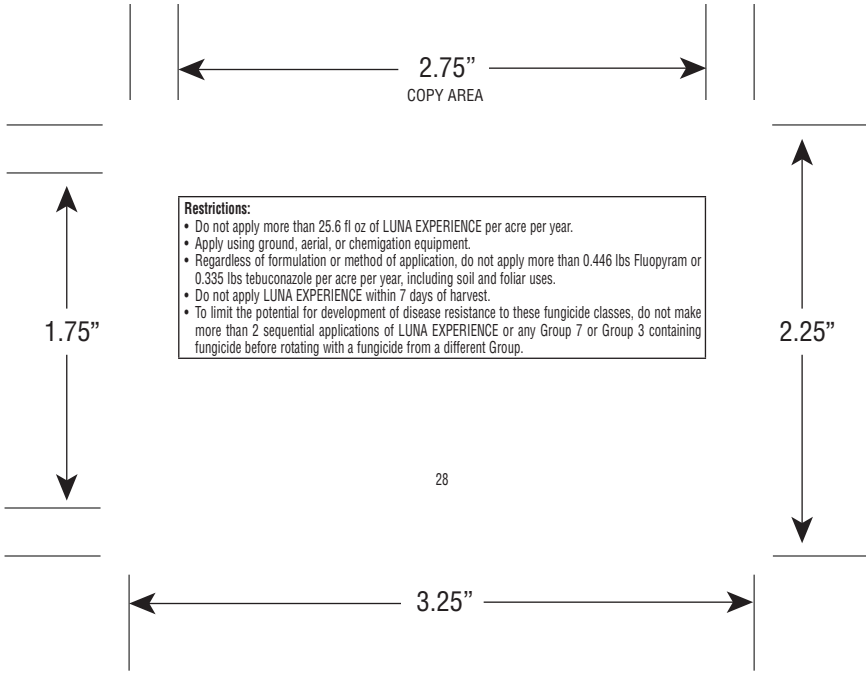
2.25"

3.25"

← 2.75" →
COPY AREA

<p>↑ 1.75" ↓</p>	<table border="1" style="width: 100%; border-collapse: collapse;"> <thead> <tr> <th style="text-align: left;">Disease Control</th> <th style="text-align: left;">Application Rate</th> <th style="text-align: left;">Product Instructions</th> </tr> </thead> <tbody> <tr> <td>Stemphylium leaf blight / stalk rot <i>(Stemphylium vesicarium)</i> Cladosporium leaf blotch <i>(Cladosporium allii)</i></td> <td style="text-align: center;">12.8 fl oz/acre</td> <td>Apply at the critical timings for disease control. Refer to University and/or extension guidelines for best application timings. Continue as needed on a 10- to 14-day interval. When disease pressure is severe, use the higher rates and/or shorter intervals.</td> </tr> <tr> <th style="text-align: left;">Disease Suppression</th> <th style="text-align: left;">Application Rate</th> <th style="text-align: left;">Product Instructions</th> </tr> <tr> <td>White rot <i>(Sclerotium cepivorum)</i></td> <td style="text-align: center;">12.8 fl oz/acre</td> <td>Apply at the critical timings for disease control. Refer to University and/or extension guidelines for best application timings. Continue as needed on a 10- to 14-day interval. When disease pressure is severe, use the higher rates and/or shorter intervals.</td> </tr> </tbody> </table>	Disease Control	Application Rate	Product Instructions	Stemphylium leaf blight / stalk rot <i>(Stemphylium vesicarium)</i> Cladosporium leaf blotch <i>(Cladosporium allii)</i>	12.8 fl oz/acre	Apply at the critical timings for disease control. Refer to University and/or extension guidelines for best application timings. Continue as needed on a 10- to 14-day interval. When disease pressure is severe, use the higher rates and/or shorter intervals.	Disease Suppression	Application Rate	Product Instructions	White rot <i>(Sclerotium cepivorum)</i>	12.8 fl oz/acre	Apply at the critical timings for disease control. Refer to University and/or extension guidelines for best application timings. Continue as needed on a 10- to 14-day interval. When disease pressure is severe, use the higher rates and/or shorter intervals.	<p>↑ 2.25" ↓</p>
Disease Control	Application Rate	Product Instructions												
Stemphylium leaf blight / stalk rot <i>(Stemphylium vesicarium)</i> Cladosporium leaf blotch <i>(Cladosporium allii)</i>	12.8 fl oz/acre	Apply at the critical timings for disease control. Refer to University and/or extension guidelines for best application timings. Continue as needed on a 10- to 14-day interval. When disease pressure is severe, use the higher rates and/or shorter intervals.												
Disease Suppression	Application Rate	Product Instructions												
White rot <i>(Sclerotium cepivorum)</i>	12.8 fl oz/acre	Apply at the critical timings for disease control. Refer to University and/or extension guidelines for best application timings. Continue as needed on a 10- to 14-day interval. When disease pressure is severe, use the higher rates and/or shorter intervals.												
<p>← 3.25" →</p>														

(continued)



2.75"
COPY AREA

1.75"

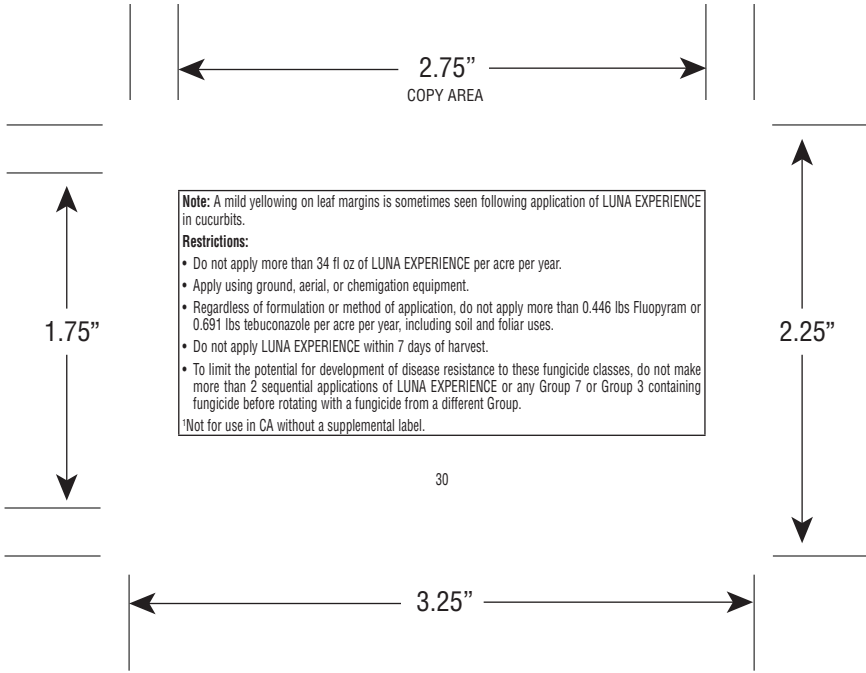
CUCURBITS (Group 9)		
Melon subgroup: Citron Melon; Muskmelon; Watermelon.		
Squash/Cucumber subgroup: Chayote (Fruit); Chinese Waxgourd; Cucumber; Gherkin; Gourd, Edible; <i>Momordica</i> spp.; Pumpkin; Squash, Summer; Squash, Winter.		
Disease Control	Application Rate	Product Instructions
Powdery mildew (<i>Sphaerotheca fuliginea</i> / <i>Podosphaera xanthii</i>) (<i>Erysiphe cichoracearum</i>) Alternaria leaf spot (<i>Alternaria cucumerina</i>)	6.0 to 17 fl oz/acre	Apply at the critical timings for disease control. Refer to University and/or extension guidelines for best application timings. Continue as needed on a 10- to 14-day interval. When disease pressure is severe, use the higher rates and/or shorter intervals.
Gummy stem blight ¹ (<i>Didymella bryoniae</i>) Belly rot ¹ (<i>Rhizoctonia solani</i>) Anthracnose ¹ (<i>Colletotrichum</i> spp.)	10.0 to 17 fl oz/acre	Apply at the critical timings for disease control. Refer to University and/or extension guidelines for best application timings. Continue as needed on a 10- to 14-day interval. When disease pressure is severe, use the higher rates and/or shorter intervals.

29

(continued)

2.25"

3.25"



← 2.75" →
COPY AREA

↑ 1.75" ↓

GRAPES		
Disease Control	Application Rate	Product Instructions
Powdery mildew <i>(Uncinula necator)</i>	6.0 to 8.6 fl oz/acre	Apply at the critical timings for disease control. Refer to University and/or extension guidelines for best application timings. Continue as needed on a 12- to 21-day interval. When disease pressure is severe, use the higher rates and/or shorter intervals.
Botrytis bunch rot / Gray mold <i>(Botrytis cinerea)</i> Black rot <i>(Guignardia bidwellii)</i> Sour rot ¹ <i>(various pathogens)</i>	8.0 to 8.6 fl oz/acre	Apply at the critical timings for disease control. Refer to University and/or extension guidelines for best application timings. Continue as needed on a 12- to 21-day interval. When disease pressure is severe, use the higher rates and/or shorter intervals.

↑ 2.25" ↓

← 3.25" →

(continued)

2.75"

COPY AREA

1.75"

Disease Suppression	Application Rate	Product Instructions
Phomopsis cane and leaf spot (<i>Phomopsis viticola</i>)	8.6 fl oz/acre	Apply at the critical timings for disease control. Refer to University and/or extension guidelines for best application timings. Continue as needed on a 12- to 21-day interval. When disease pressure is severe, use the shorter intervals.
Restrictions: <ul style="list-style-type: none">• Do not apply more than 34 fl oz of LUNA EXPERIENCE per acre per year.• Apply using ground, aerial, or chemigation equipment. Regardless of formulation or method of application, do not apply more than 0.446 lbs Fluopyram or 0.900 lbs tebuconazole per acre per year, including soil and foliar uses.• Do not apply LUNA EXPERIENCE within 14 days of harvest.• To limit the potential for development of disease resistance to these fungicide classes, do not make more than 2 sequential applications of LUNA EXPERIENCE or any Group 7 or Group 3 containing fungicide before rotating with a fungicide from a different Group.		

¹Not for use in CA without a supplemental label.

32

2.25"

3.25"

2.75"
COPY AREA

1.75"

HOPS		
Disease Control	Application Rate	Product Instructions
Powdery mildew (<i>Sphaerotheca humuli</i>) (<i>Sphaerotheca macularis</i>)	8.0 to 17 fl oz/acre	Apply at the critical timings for disease control. Refer to University and/or extension guidelines for best application timings. Continue as needed on a 14-day interval. Make applications in sufficient water volume (just to the point of runoff). Thorough coverage is needed for disease control. Apply increasing product rate as plant size increases. 8.0 fl oz with 15 - 30 gals./acre 10.0 fl oz with 31 - 60 gals./acre 12.0 fl oz with 61 - 90 gals./acre 14.0 fl oz with 91 - 200 gals./acre

33

(continued)

2.25"

3.25"

2.75"

COPY AREA

1.75"

Disease Suppression	Application Rate	Product Instructions
Gray mold (<i>Botrytis</i> spp.)	17 fl oz/acre	Apply at the critical timings for disease control. Refer to University and/or extension guidelines for best application timings. Continue as needed on a 14-day interval.
Restrictions: <ul style="list-style-type: none">• Do not apply more than 34 fl oz of LUNA EXPERIENCE per acre per year.• Apply using ground, aerial, or chemigation equipment.• Regardless of formulation or method of application, do not apply more than 0.446 lbs Fluopyram or 0.900 lbs tebuconazole per acre per year, including soil and foliar uses.• Do not apply LUNA EXPERIENCE within 14 days of harvest.• To limit the potential for development of disease resistance to these fungicide classes, do not make more than 2 sequential applications of LUNA EXPERIENCE or any Group 7 or Group 3 containing fungicide before rotating with a fungicide from a different Group.		

34

2.25"

3.25"

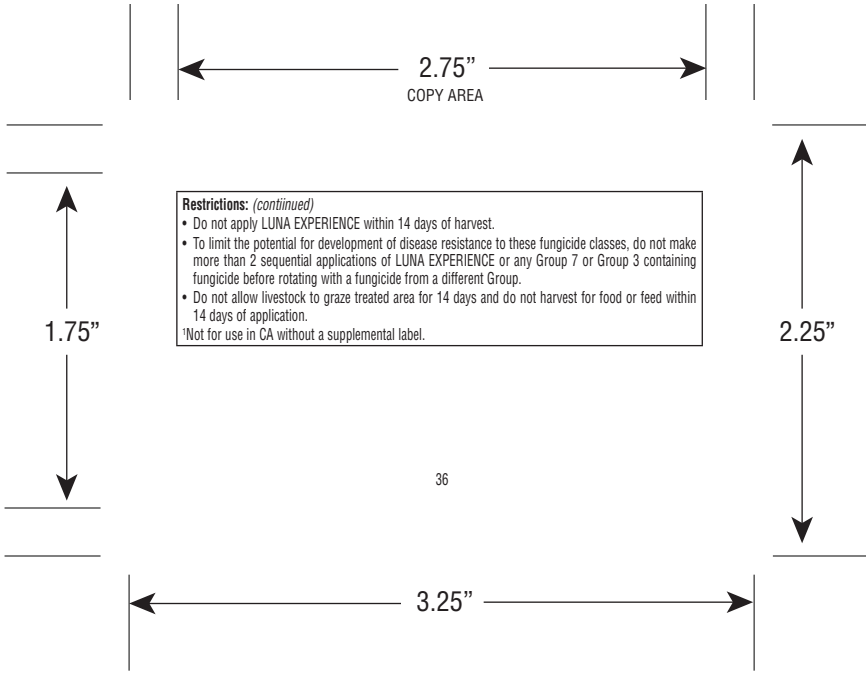
2.75"
COPY AREA

1.75"

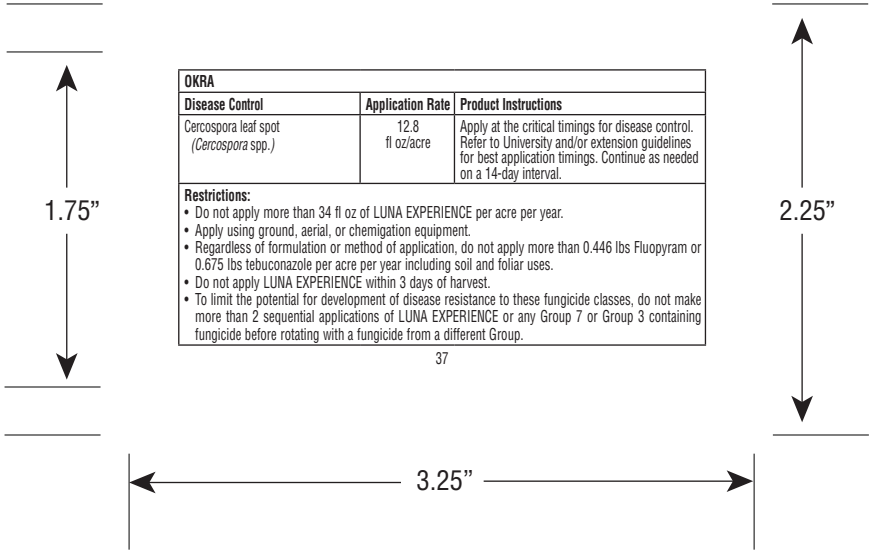
DRY AND SUCCULENT BEANS ¹		
Disease Control	Application Rate	Product Instructions
Powdery mildew (<i>Erysiphe graminis</i>) Septoria leaf and glume blotch (<i>Septoria</i> spp.) Rusts (<i>Puccinia</i> spp.)	8.0 to 12.8 fl oz/acre	Apply at the critical timings for disease control. Refer to University and/or extension guidelines for best application timings. Continue as needed on a 10- to 14-day interval. When disease pressure is severe, use the higher rates and/or shorter intervals.
Restrictions: <ul style="list-style-type: none">• Do not apply more than 25.6 fl oz of LUNA EXPERIENCE per acre per year.• Apply using ground, aerial, or chemigation equipment.• Regardless of formulation or method of application, do not apply more than 0.446 lbs Fluopyram or 0.672 lbs tebuconazole per acre per year, including soil and foliar uses.		

2.25"

3.25"



← 2.75" →
COPY AREA



OKRA		
Disease Control	Application Rate	Product Instructions
Cercospora leaf spot (<i>Cercospora</i> spp.)	12.8 fl oz/acre	Apply at the critical timings for disease control. Refer to University and/or extension guidelines for best application timings. Continue as needed on a 14-day interval.
Restrictions: <ul style="list-style-type: none"> • Do not apply more than 34 fl oz of LUNA EXPERIENCE per acre per year. • Apply using ground, aerial, or chemigation equipment. • Regardless of formulation or method of application, do not apply more than 0.446 lbs Fluopyram or 0.675 lbs tebuconazole per acre per year including soil and foliar uses. • Do not apply LUNA EXPERIENCE within 3 days of harvest. • To limit the potential for development of disease resistance to these fungicide classes, do not make more than 2 sequential applications of LUNA EXPERIENCE or any Group 7 or Group 3 containing fungicide before rotating with a fungicide from a different Group. 		

← 2.75" →
COPY AREA

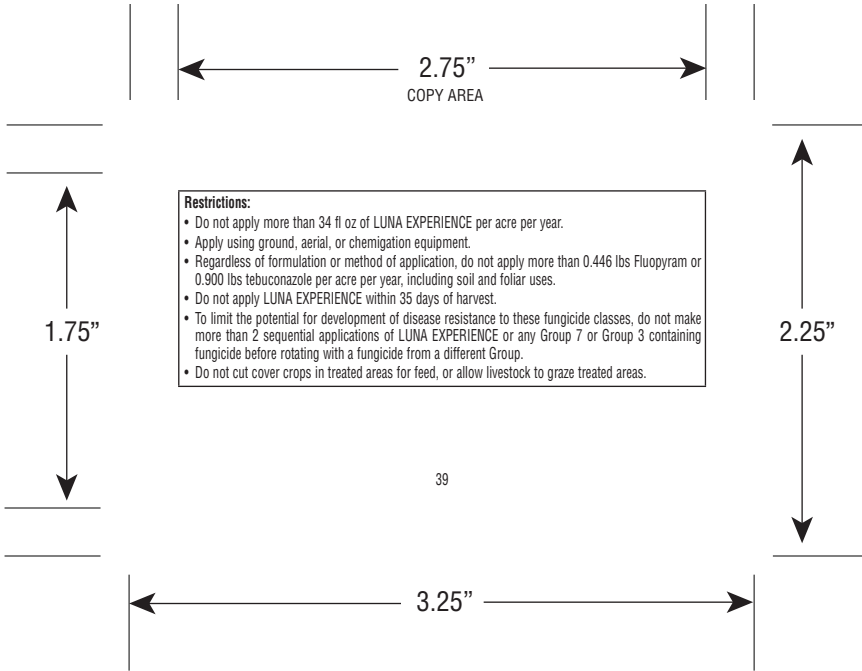
↑ 1.75" ↓

PISTACHIO		
Disease Control	Application Rate	Product Instructions
Botryosphaeria panicle and shoot blight <i>(Botryosphaeria dothidea)</i>	6.4 to 17 fl oz/acre	Apply at the critical timings for disease control. Refer to University and/or extension guidelines for best application timings. Continue as needed on a 10- to 14-day interval. When disease pressure is severe, use the higher rates and/or shorter intervals.
Septoria leaf spot <i>(Septoria pistaciaarum)</i>		
Blossom and shoot blight <i>(Botrytis cinerea)</i>		
Alternaria late blight <i>(Alternaria alternata)</i>		

↑ 2.25" ↓

← 3.25" →

(continued)



← 2.75" →
COPY AREA

↑ 1.75" ↓

STONE FRUITS (Group 12)		
Apricot; Cherry, sweet; Cherry, tart; Nectarine; Peach; Plum ; Plum, Chickasaw; Plum, Damson; Plum, Japanese; Plumcot; Prune (fresh).		
Disease Control	Application Rate	Product Instructions
Brown rot blossom blight Fruit rot (<i>Monilinia</i> spp.) Powdery mildew Rusty spot (<i>Podosphaera</i> spp.) (<i>Sphaerotheca pannosa</i>)	6.0 to 10 fl oz/acre	Apply at the critical timings for disease control. Refer to University and/or extension guidelines for best application timings. Continue as needed on a 7- to 14-day interval. When disease pressure is severe, use the higher rates and/or shorter intervals.

(continued)

↑ 2.25" ↓

← 3.25" →

2.75"
COPY AREA

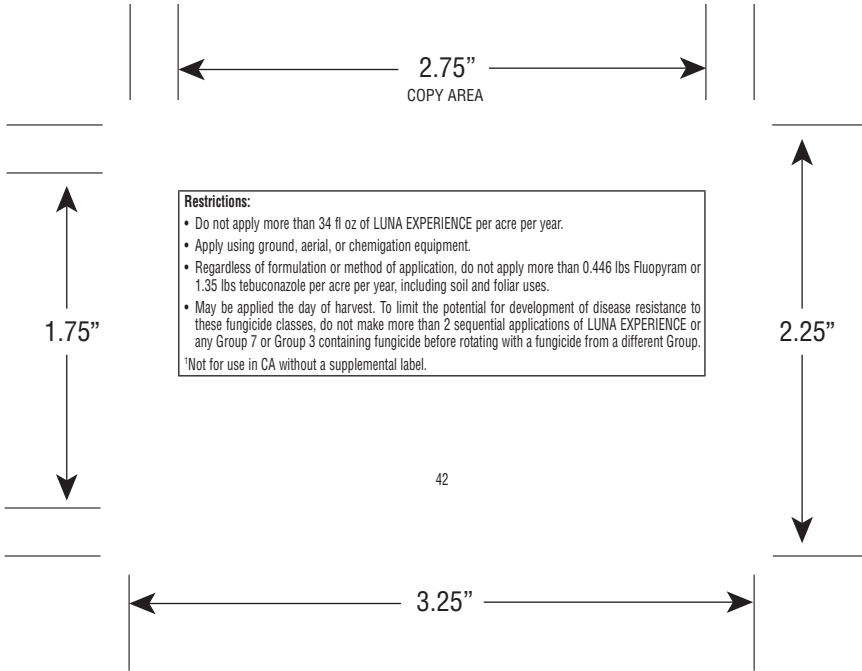
Disease Control	Application Rate	Product Instructions
Shot hole ¹ (<i>Wilsonomyces carpophilus</i>)	6.0 to 10 fl oz/acre	Apply at the critical timings for disease control. Refer to University and/or extension guidelines for best application timings. Continue as needed on a 7- to 14-day interval. When disease pressure is severe, use the higher rates and/or shorter intervals.
Jacket rot, Green fruit rot ¹ (<i>Botrytis cinerea</i>)		
Peach leaf curl ¹ (<i>Taphrina</i> spp.)		
Scab (<i>Cladosporium carpophilum</i>)	8.0 to 10 fl oz/acre	Apply at the critical timings for disease control. Refer to University and/or extension guidelines for best application timings. Continue as needed on a 7- to 14-day interval. When disease pressure is severe, use the higher rates and/or shorter intervals.
Rust (<i>Tranzschelia discolor</i>)		


(continued)

1.75"

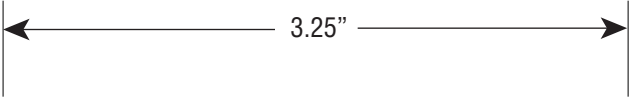
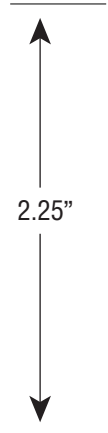
2.25"

3.25"

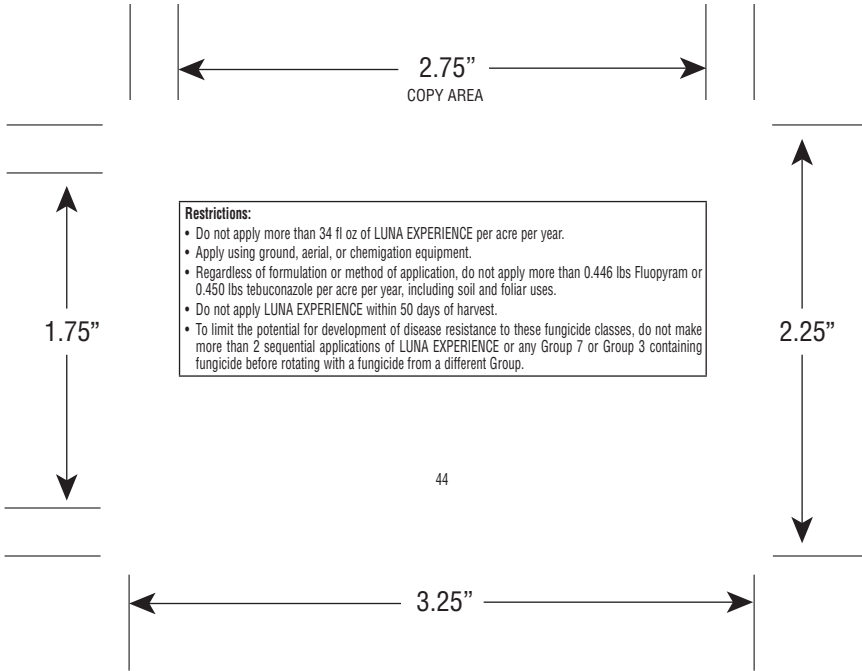




SUNFLOWER		
Disease Control	Application Rate	Product Instructions
Rust (<i>Puccinia helianthi</i>)	9.0 to 12.8 fl oz/acre	Apply at the critical timings for disease control. Refer to University and/or extension guidelines for best application timings. Continue as needed on a 14-day interval. When disease pressure is severe, use the higher rates.
Alternaria leaf spot (<i>Alternaria</i> spp.)		
Sclerotinia wilt and head rot (<i>Sclerotinia sclerotiorum</i>)		
Powdery mildew (<i>Erysiphe cichoracearum</i>)		

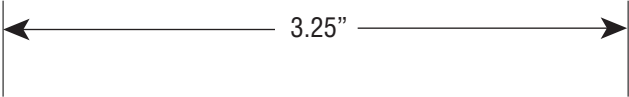
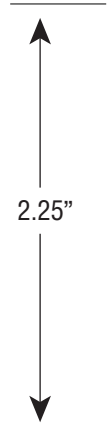


(continued)





TREE NUTS (Group 14)		
<i>(See separate use directions for: Almonds and Pistachio)</i>		
Beech nut; Brazil nut; Butternut; Cashew; Chestnut; Chinquapin; Filbert (hazelnut); Hickory nut; Macadamia nut (bush nut); Walnut, black and English (Persian).		
Disease Control	Application Rate	Product Instructions
Botryosphaeria panicle and shoot blight <i>(Botryosphaeria dothidea)</i>	10.0 to 17 fl oz/acre	Apply at the critical timings for disease control. Refer to University and/or extension guidelines for best application timings. Continue as needed on a 14- to 21-day interval. When disease pressure is severe, use the higher rates and/or shorter intervals.
Brown rot blossom blight <i>(Monilinia laxa)</i> <i>(Monilinia fructicola)</i>		



(continued)

2.75"

COPY AREA

1.75"

Disease Control	Application Rate	Product Instructions
Alternaria leaf and fruit spot (<i>Alternaria alternata</i>)	10.0 to 17 fl oz/acre	Apply at the critical timings for disease control. Refer to University and/or extension guidelines for best application timings. Continue as needed on a 14- to 21-day interval. When disease pressure is severe, use the higher rates and/or shorter intervals.
Alternaria late blight (<i>Alternaria alternata</i>)		
Scab (<i>Cladosporium carpophilum</i>) (<i>Cladosporium caryigenum</i>)		
Shothole (<i>Wilsonomyces carpophilus</i>)		
Anthraconose ¹ (<i>Colletotrichum acutatum</i>) (<i>Glomerella cingulata</i>)		

2.25"

46

(continued)

3.25"

2.75"

COPY AREA

1.75"

Disease Suppression	Application Rate	Product Instructions
Eastern filbert blight (<i>Anisogramma anomala</i>)	10.0 to 17 fl oz/acre	Apply at the critical timings for disease control. Refer to University and/or extension guidelines for best application timings. Continue as needed on a 7- to 14-day interval. When disease pressure is severe, use the higher rates and/or shorter intervals.
Restrictions: <ul style="list-style-type: none">• Do not apply more than 34 fl oz of LUNA EXPERIENCE per acre per year.• Apply using ground, aerial, or chemigation equipment.• Regardless of formulation or method of application, do not apply more than 0.446 lbs Fluopyram or 0.900 lbs tebuconazole per acre per year, including soil and foliar uses.• Do not apply LUNA EXPERIENCE within 35 days of harvest.• To limit the potential for development of disease resistance to these fungicide classes, do not make more than 2 sequential applications of LUNA EXPERIENCE or any Group 7 or Group 3 containing fungicide before rotating with a fungicide from a different Group.• Do not cut cover crops in treated areas for feed or allow livestock to graze treated areas. ¹ Not for use in CA without a supplemental label.		

47

2.25"

3.25"

2.75"
COPY AREA

STORAGE AND DISPOSAL

Do not contaminate water, food, or feed by storage or disposal.

Pesticide Storage: Store in original container and keep tightly closed when not in use. Store in a cool dry place. Avoid cross-contamination with other pesticides.

Pesticide Disposal: Pesticide wastes may be toxic. Improper disposal of unused pesticide, spray mixture, or rinse water is a violation of federal law. If these wastes cannot be disposed of by use according to label instruction, contact your State Pesticide or Environmental Control Agency, or the Hazardous Waste representative at the nearest EPA Regional Office for guidance in proper disposal methods.

Container Handling:

Non-Seed Treatment Products in Non-Refillable Containers

Rigid, Non-refillable containers (equal to or less than 5 gallons)
Non-refillable container. Do not reuse or refill this container. Offer for recycling, if available. Triple rinse or pressure rinse container (or equivalent) promptly after emptying. Triple rinse as follows: Empty the
(continued)

1.75"

2.25"

3.25"



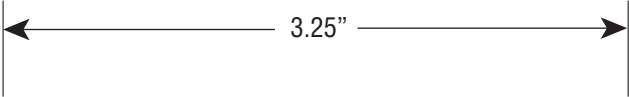
remaining contents into application equipment or a mix tank and drain for 10 seconds after the flow begins to drip. Fill the container 1/4 full with water and recap. Shake for 10 seconds. Pour rinsate into application equipment or a mix tank or store rinsate for later use or disposal. Drain for 10 seconds after the flow begins to drip. Repeat this procedure two more times.

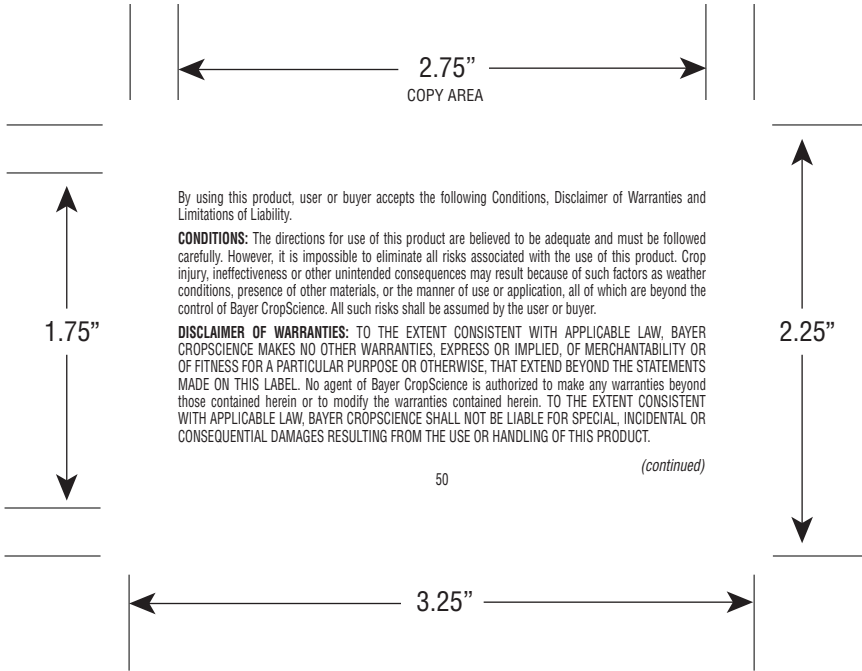
Pressure rinse as follows: Empty the remaining contents into application equipment or a mix tank and continue to drain for 10 seconds after the flow begins to drip. Hold container upside down over application equipment or mix tank or collect rinsate for later use or disposal. Insert pressure rinsing nozzle in the side of the container, and rinse at about 40 PSI for at least 30 seconds. Drain for 10 seconds after the flow begins to drip.

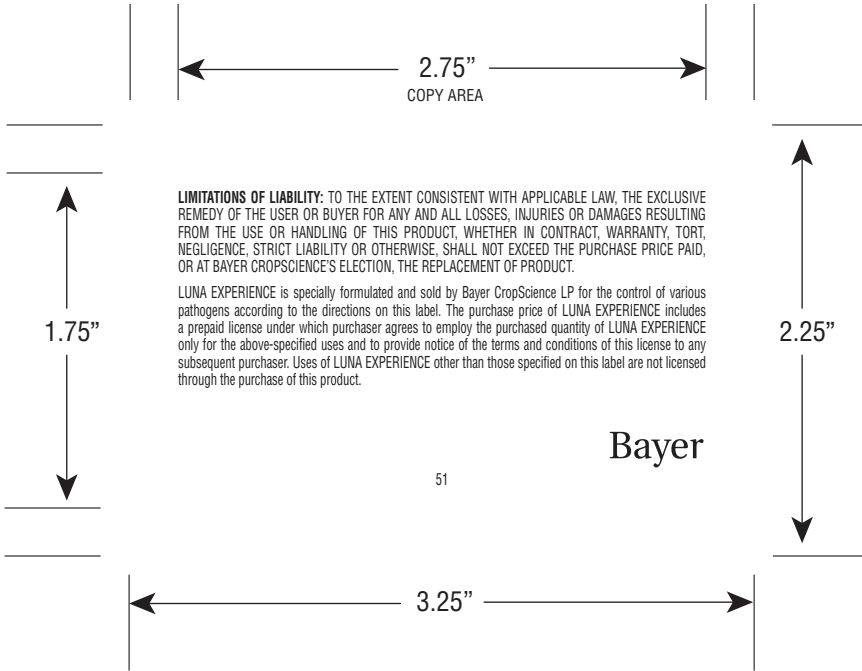
Once container is rinsed, offer for recycling if available or puncture and dispose of in a sanitary landfill.

IMPORTANT: READ BEFORE USE

Read the entire Directions for Use, Conditions, Disclaimer of Warranties and Limitations of Liability before using this product. If terms are not acceptable, return the unopened product container at once.







BASE LABEL

.8125"

2.875"

.5625"

COPY AREA

1.75"

NET CONTENTS: 1 QT. (32 FL. OZ.)

LUNA® EXPERIENCE GROUP 7 & FUNGICIDE

Broad spectrum fungicide for control of plant diseases.
Almond; Brassica leafy greens (subgroup 5B);
Bulb vegetables (group 3-07); Cucurbits (group 9);
Grapes; Hops; Dry and Succulent Beans;
Okra; Pistachio; Stone Fruits (group 12);
Sunflower; and Tree Nuts (group 14).

ACTIVE INGREDIENTS: FLUOPYRAM* 17.6%
TEBUCONAZOLE* 17.6%
OTHER INGREDIENTS: 64.8%

Contains 1.67 lbs FLUOPYRAM TOTAL: 100.0%
and 1.67 lbs TEBUCONAZOLE per gallon

*(CAS Numbers 658066-35-4 and 107534-96-3)

EPA Reg. No. 264-1091

SUSPENSION CONCENTRATE

KEEP OUT OF REACH OF CHILDREN

CAUTION

See additional precautionary statements and
directions for use on label.

PRECAUTIONARY STATEMENTS

HAZARDS TO HUMANS AND DOMESTIC ANIMALS
CAUTION

Harmful if swallowed, absorbed through skin or
inhaled. Avoid contact with skin, eyes, or clothing.
Avoid breathing vapor or spray mist. Wash thoroughly
with soap and water after handling and before eating,
drinking, chewing gum, or using tobacco. Remove
and wash contaminated clothing before reuse.

Bayer CropScience LP
800 N. Lindbergh Blvd.
St. Louis, MO 63167

US61384160F 180117Ev2 03/19

2.25"

4.25"