

MOVENTO®

Net Contents:

2.5 Gallons

GROUP 23 INSECTICIDE

For Agricultural Use Only: For control of listed insects on certain tree, tropical fruits, vine, and vegetable crops.

ACTIVE INGREDIENT: Spirotetramat:
cis-3-(2,5-dimethylphenyl)-8-methoxy-2-oxo-1-
 azaspiro[4.5]dec-3-en-4-yl-ethyl carbonate **22.40%**
OTHER INGREDIENTS: **77.60%**
TOTAL: 100.00%

MOVENTO contains 2.00 pounds
spirotetramat per U.S. gallon (240 grams Al/liter)

EPA Reg. No. 264-1050

KEEP OUT OF REACH OF CHILDREN CAUTION

Si usted no entiende la etiqueta, busque a alguien para que se la explique a usted en detalle. (If you do not understand the label, find someone to explain it to you in detail.)

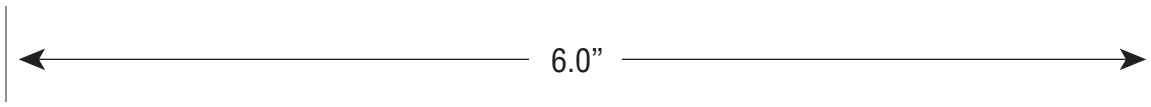
FOR ADDITIONAL PRECAUTIONARY STATEMENTS: See Inside Booklet.

For **MEDICAL** And **TRANSPORTATION** Emergencies
ONLY Call 24 Hours A Day 1-800-334-7577
For **PRODUCT USE** Information Call
1-866-99BAYER (1-866-992-2937)

Produced for:
Bayer CropScience LP
P.O. Box 12014, 2 T.W. Alexander Drive
Research Triangle Park, North Carolina 27709
MOVENTO is a registered trademark of Bayer.
©2015 Bayer CropScience
Product of Germany

150416E 04/15
US80565186E





FIRST AID	
If on skin or clothing:	<ul style="list-style-type: none"> • Take off contaminated clothing. • Rinse skin immediately with plenty of water for 15 to 20 minutes. • Call a poison control center or doctor for treatment advice.
If swallowed:	<ul style="list-style-type: none"> • Call a poison control center or doctor immediately for treatment advice. • Have person sip a glass of water if able to swallow. • Do not induce vomiting unless told to do so by a poison control center or doctor. • Do not give anything by mouth to an unconscious person.
If in eyes:	<ul style="list-style-type: none"> • Hold eye open and rinse slowly and gently with water for 15-20 minutes. • Remove contact lenses, if present, after the first five minutes, then continue rinsing. • Call a poison control center or doctor immediately for treatment advice.
<p>Have a product container or label with you when calling a poison control center or doctor, or going for treatment. You may also contact 1-800-334-7577 for emergency medical treatment information.</p>	
<p>Note to Physician: No specific antidote is available. Treat the patient symptomatically.</p>	

PRECAUTIONARY STATEMENTS

HAZARDS TO HUMANS AND DOMESTIC ANIMALS

CAUTION

- Harmful if swallowed or absorbed through skin.
- Causes moderate eye irritation.
- Avoid contact with skin, eyes, or clothing.
- Wash thoroughly with soap and water after handling and before eating, drinking, chewing gum, or using tobacco.
- Prolonged or frequently repeated skin contact may cause allergic reactions in some individuals.

PERSONAL PROTECTIVE EQUIPMENT (PPE)

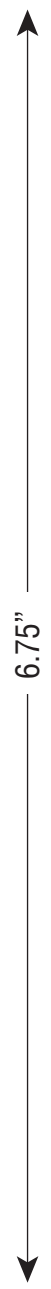
Follow manufacturer's instructions for cleaning/maintaining PPE. If no such instructions for washables, use detergent and hot water. Keep and wash PPE separately from other laundry.

Applicators and other handlers must wear:

- Long-sleeved shirt and long pants
- Chemical-resistant gloves
- Shoes plus socks

ENGINEERING CONTROLS

When handlers use closed systems, or enclosed cabs in a manner that meets the requirements listed in the Worker Protection Standard (WPS) for agricultural pesticides [40 CFR 170.240 (d)(4-6)], the handler PPE requirements may be reduced or modified as specified in the WPS.



6.0"

6.75"

USER SAFETY RECOMMENDATIONS

- Users should wash hands before eating, drinking, chewing gum, using tobacco, or using the toilet.
- Users should remove clothing/PPE immediately if pesticide gets inside. Then wash thoroughly and put on clean clothing.
- Users should remove PPE immediately after handling this product.

USER SAFETY REQUIREMENTS

Follow manufacturer's instructions for cleaning/maintaining PPE. If no such instructions for washables exist, use detergent and hot water. Keep and wash PPE separately from other laundry.

ENVIRONMENTAL HAZARDS

For Terrestrial Use: This pesticide is toxic to aquatic invertebrates and oysters. Do not apply directly to water, to areas where surface water is present, or to intertidal areas below the mean high water mark. This product may contaminate water through drift of spray in wind. Do not apply when weather conditions favor drift from treated areas. Drift and runoff from treated areas may be hazardous to aquatic organisms in neighboring areas. Do not contaminate water when disposing of equipment washwaters or rinsate.

This chemical has properties and characteristics associated with chemicals detected in ground water. The use of this chemical in areas where soils are permeable, particularly where the water table is shallow, may result in ground-water contamination.

This product is potentially toxic to honey bee larvae through residues in pollen and nectar, but not to adult honeybees. Exposure of adult bees to direct treatment or residues on blooming crops can lead to effects on honeybee larvae. See the "Directions for Use" section of this label for specific crop application instructions that minimize risk to honey bee larvae.

Runoff Management

This product may contaminate water through runoff or drift of spray in wind. This product has a high potential for runoff for several weeks after application. Poorly draining soils and soils with shallow water tables are more prone to produce runoff that contains this product. A level well maintained vegetative buffer strip between areas to which this product is applied and surface water features such as ponds, streams, and springs will reduce the potential for contamination of water from rainfall runoff. Runoff of this product will be reduced by avoiding applications when rainfall is forecasted to occur within 48 hours.

Endangered Species Advisory

The use of any pesticide in a manner that may kill or otherwise harm endangered species or adversely modify their habitat is a violation of Federal law.

CONDITIONS OF SALE AND LIMITATIONS OF WARRANTY AND LIABILITY

Read the entire Directions for Use, Conditions, Disclaimer of Warranties and Limitations of Liability before using this product. If terms are not acceptable, return the unopened product container at once.

By using this product, user or buyer accepts the following Conditions, Disclaimer of Warranties and Limitations of Liability.

(continued)

6.0"

CONDITIONS: The directions for use of this product are believed to be adequate and must be followed carefully. However, it is impossible to eliminate all risks associated with the use of this product. Crop injury, ineffectiveness or other unintended consequences may result because of such factors as weather conditions, presence of other materials, or the manner of use or application, all of which are beyond the control of Bayer CropScience. To the extent consistent with applicable law, all such risks shall be assumed by the user or buyer.

DISCLAIMER OF WARRANTIES: TO THE EXTENT CONSISTENT WITH APPLICABLE LAW, BAYER CROPSCIENCE MAKES NO OTHER WARRANTIES, EXPRESS OR IMPLIED, OF MERCHANTABILITY OR OF FITNESS FOR A PARTICULAR PURPOSE OR OTHERWISE, THAT EXTEND BEYOND THE STATEMENTS MADE ON THIS LABEL. No agent of Bayer CropScience is authorized to make any warranties beyond those contained herein or to modify the warranties contained herein. TO THE EXTENT CONSISTENT WITH APPLICABLE LAW, BAYER CROPSCIENCE DISCLAIMS ANY LIABILITY WHATSOEVER FOR SPECIAL, INCIDENTAL OR CONSEQUENTIAL DAMAGES RESULTING FROM THE USE OR HANDLING OF THIS PRODUCT.

LIMITATIONS OF LIABILITY: TO THE EXTENT CONSISTENT WITH APPLICABLE LAW, THE EXCLUSIVE REMEDY OF THE USER OR BUYER FOR ANY AND ALL LOSSES, INJURIES OR DAMAGES RESULTING FROM THE USE OR HANDLING OF THIS PRODUCT, WHETHER IN CONTRACT, WARRANTY, TORT, NEGLIGENCE, STRICT LIABILITY OR OTHERWISE, SHALL NOT EXCEED THE PURCHASE PRICE PAID, OR AT BAYER CROPSCIENCE'S ELECTION, THE REPLACEMENT OF PRODUCT.

DIRECTIONS FOR USE

**It is a violation of Federal law to use this product in a manner inconsistent with its labeling.
Read the entire label before using this product.**

Do not apply this product in a way that will contact workers or other persons, either directly or through drift. Only protected handlers may be in the area during application. For any requirements specific to your State or Tribe, consult the agency responsible for pesticide regulation.

AGRICULTURAL USE REQUIREMENTS

Use this product only in accordance with its labeling and with the Worker Protection Standard, 40 CFR part 170. This Standard contains requirements for the protection of agricultural workers on farms, forests, nurseries, and greenhouses, and handlers of agricultural pesticides. It contains requirements for training, decontamination, notification, and emergency assistance. It also contains specific instructions and exceptions pertaining to the statements on this label about personal protective equipment (PPE), notification to workers, and restricted-entry interval. The requirements in this box only apply to uses of this product that are covered by the Worker Protection Standard.

Do not enter or allow worker entry into treated areas during the restricted entry interval (REI) of 24 hours following application.

PPE required for early entry to treated areas (that is permitted under the Worker Protection Standard and that involves contact with anything that has been treated, such as plants, soil, or water), is:

- Coveralls
- Chemical-resistant gloves
- Shoes plus socks

PRODUCT INFORMATION

MOVENTO®:

- Is a suspension concentrate formulation and is active primarily by ingestion against immature target pest life stages. In addition, fertility of adult female target pests, such as aphids and whiteflies, may be reduced.

(continued)

6.75"



6.0"

- Can be applied by air, ground equipment or through chemigation as a preventative treatment or timed to coincide with an early threshold level in developing insect populations.
- Must be tank-mixed with a spray adjuvant / additive having spreading and penetrating properties to maximize leaf uptake and systemicity of the active ingredient within treated plants; please contact your local Bayer CropScience representative or PCA for specific recommendations by crop.
- It is widely known that tank mixtures and/or sequential treatments of horticultural spray oil with Captan and/or sulfur may cause adverse plant compatibility in tree and vine crops; including MOVENTO in this tankmix and/or sequential treatment scenario is not recommended.
- Following application to plant foliage, MOVENTO is fully systemic, moving through phloem and xylem to new shoot, leaf and root tissues; systemicity and efficacy may be hindered during periods of cold temperatures, under drought conditions, or when plants are not actively growing.

APPLICATION INSTRUCTIONS

- Foliar spray applications must be made using properly calibrated ground sprayers, fixed- or rotary-winged aircraft or through properly designed, sprinkler-type, chemigation equipment (See Chemigation Application section). Sufficient spray volume, based on the size and density of the treated crop, must be utilized that allows for good coverage of both young and old foliage without runoff or collection of spray solution on leaf margins, fruit, or other plant tissues. For optimum control of target pests on tree and vine crops, treating both sides of the plant during the same application period is recommended; for practices such as alternate row middles or tops and bottoms, both sides of the trees or vines must be treated within a 72-hour period. Good coverage will help ensure maximum uptake by leaf surfaces and optimum systemicity within the plant.
 - Ground applications must be made in a minimum of 50 gallons per acre on tree and vine crops; 15 gallons of water per acre on potato and vegetable crops.
 - Aerial applications must be made in a minimum of 10 gallons of water per acre in tree and vine crops, and 5 gallons of water per acre in vegetable, and potato crops. The higher dosage of MOVENTO within the crop/ pest-specific section may be necessary for optimum control for aerial applications.

USE RESTRICTIONS

- Use in enclosed structures, such as greenhouses or planthouses, is not permitted.
- For annual crops where multiple plantings can occur within a 12-month period, do not apply more than 30 fluid ounces (0.47 lb ai) of MOVENTO per given acre of land within a 12-month period unless specified otherwise within a crop-specific section for a given crop.
- Sufficient leaf tissue must be present for uptake and translocation of this product; due to this requirement, do not apply prior to petal-fall on pome fruits, stone fruits, and tree nut crops.
- The use of Induce® adjuvant in combination with MOVENTO on grape, pome fruits, and stone fruits is prohibited when fruit is present due to adverse plant compatibility on harvested commodities. The tank-mixture of MOVENTO with an adjuvant / additive having sticking properties or crop protection product formulations containing built-in stickers have been shown to interfere with leaf uptake and should be avoided.
- Do not apply when winds are greater than 15 mph and avoid gusty and windless conditions.

Refer to the specific use directions and restrictions in each Crop, Crop Group or Crop Subgroup table.

INSECT RESISTANCE MANAGEMENT RECOMMENDATIONS

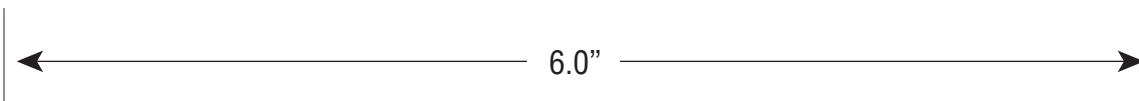
MOVENTO contains an active ingredient with a mode of action classified as a Group 23 Insecticide, i.e., a lipid biosynthesis inhibitor (LBI). To delay insecticide resistance:

- Some insects are known to develop resistance to insecticides after repeated use. As with any insecticide, the use of this product should conform to resistance management strategies established for the use area.

(continued)



6.75"



- Bayer CropScience strongly encourages that MOVENTO, applied alone or in tankmix combination with another Group 23 product, be applied in a block rotation or windowed approach with products from other chemical classes having a different mode of action before using additional applications of Group 23 insecticides against the same target pest. Using a block rotation or windowed approach, along with other IPM practices, is considered an effective use strategy for preventing or delaying an insect pest's ability to develop resistance to a given class of chemistry.

Contact your local extension specialist, certified crop advisor, and/or Bayer CropScience representative for additional resistance management or IPM recommendations. Also, for more information on Insect Resistance Management (IRM), visit the Insecticide Resistance Action Committee (IRAC) on the web at <http://irac-online.org>.

CHEMIGATION - VEGETABLE AND POTATO CROPS ONLY

Types of irrigation systems

Apply this product only through:

- Sprinkler type irrigation systems only.
- These types include: center pivot, lateral move, side roll, or overhead solid set irrigation systems.
- Do not apply MOVENTO through any other type of irrigation system.
- Do not apply when wind speed favors drift beyond the area intended for treatment.

Uniform water distribution and system calibration

The irrigation system must provide uniform distribution of treated water. Crop injury, lack of effectiveness, or illegal pesticide residues in the crop can result from non-uniform distribution of treated water. The chemigation system must be calibrated to uniformly apply the rates specified in crop-specific label sections. If you have questions about calibration, contact your Cooperative Extension Service agent, equipment manufacturers, or other experts.

Chemigation monitoring

A person knowledgeable of the chemigation system and responsible for its operation, or under the supervision of the responsible person, shall shut the system down and make necessary adjustments should the need arise.

Required system safety devices

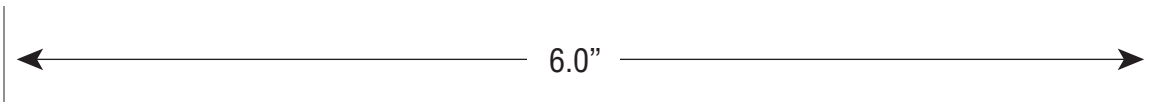
The system must contain a functional check valve, vacuum relief valve, and low-pressure drain appropriately located on the irrigation pipeline to prevent water source contamination from backflow. The pesticide injection pipeline must contain a functional, automatic, quick-closing check valve to prevent the flow of fluid back toward the injection pump. The pesticide injection pipeline must also contain a functional, normally closed, solenoid-operated valve located on the intake side of the injection pump and connected to the system interlock to prevent fluid from being withdrawn from the supply tank when the irrigation system is either automatically or manually shut down. The system must contain functional interlocking controls to automatically shut off the pesticide injection pump when the water pump motor/engine stops or in cases where there is no water pump, when water pressure decreases to the point where pesticide distribution is adversely affected. The irrigation line or water pump must include a functional pressure switch, which will stop the water pump motor when the water pressure decreases to the point where pesticide distribution is adversely affected. Systems must use a metering pump, such as a positive displacement injection pump (e.g. diaphragm pump) effectively designed and constructed of materials that are compatible with pesticides and capable of being fitted with a system interlock.

Using water from public water systems

Do not connect an irrigation system (including greenhouse system) used for pesticide application to a public water system unless the pesticide label-prescribed safety devices for public water systems are in place. Public water system means a system for the provision to the public of piped water for human consumption if such system has at least 15 service connections or regularly serves an average of at least 25 individuals daily at least 60 days out of the year. Chemigation systems connected to public water systems must contain a functional, reduced-pressure

(continued)





zone, back-flow preventer (**RPZ**) or the functional equivalent in the water supply line upstream from the point of pesticide introduction. As an option to the RPZ, the water from the public water system should be discharged into a reservoir tank prior to pesticide introduction. There shall be a complete physical break (air gap) between the outlet end of the fill pipe and the top or overflow rim of the reservoir tank of at least twice the inside diameter of the fill pipe. The pesticide injection pipeline must contain a functional automatic quick-closing check valve to prevent the flow of fluid back toward the injection pump. The pesticide injection pipeline must contain a functional normally closed solenoid-operated valve located on the intake side of the injection pump and connected to the system interlock to prevent fluid from being withdrawn from the supply tank when the irrigation system is either automatically or manually shut down. The system must contain functional interlocking controls to automatically shut off the pesticide injection pump when the water pump motor stops or in cases where there is no water pump, when the water pressure decreases to the point where pesticide distribution is adversely affected. Systems must use a metering pump such as a positive displacement injection pump (e.g. diaphragm pump) effectively designed and constructed of materials that are compatible with pesticides and capable of being fitted with a system interlock.

Injection for chemigation

Inject the specified dosage of MOVENTO into the irrigation main water stream: (1) through a constant flow, metering device; (2) into the center of the main line flow via a pitot tube or equivalent; (3) at a point ahead of at least one, right-angle turn in the main stream flow such that thorough mixing with the irrigation water is ensured.

Center-pivot and automatic-move linear systems

Inject the specified dosage per acre continuously for one complete revolution (center pivot) or move of the system. The system should be run at maximum speed. It is recommended that nozzles in the immediate area of control panels, chemical supply tanks, pumps, and system safety devices be plugged to prevent chemical contamination of these areas. The use of END GUNS is NOT RECOMMENDED. End guns that provide uneven distribution of treated water can result in lack of effectiveness or illegal pesticide residues in or on the crop.

Solid set and manually controlled linear systems

Injection should be during the last 30 to 60 minutes of regular irrigation period or as a separate 30 to 60 minute application not associated with a regular irrigation.

Chemigation Application Instructions

Chemigation applications must be made as concentrated as possible. For best results apply at 100% input/travel speed, for center pivots or 0.1 inch (2,716 gallons) up to 0.15 inch (4,073 gallons) of water/A, for other systems. The higher dosage of MOVENTO within the crop-specific/pest section may be necessary for optimum control for chemigation applications.

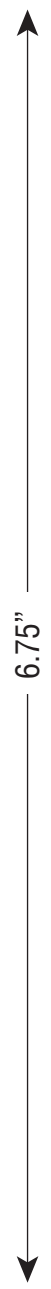
Flushing and Cleaning the chemical injection system

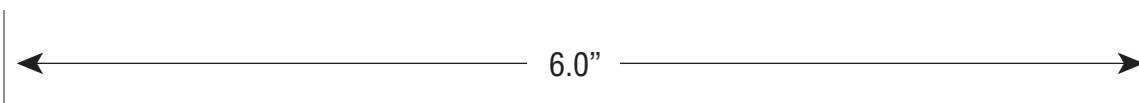
At the end of the application period, allow time for all lines to flush the pesticide through all nozzles or emitters before turning off irrigation water. To ensure the lines are flushed and free of pesticides, a dye indicator may be injected into the lines to mark the end of the application period.

In order to apply pesticides accurately, the chemical injection system must be kept clean, free of chemical or fertilizer residues and sediments. Refer to your owner's manual or ask your equipment supplier for the cleaning procedure for your injection system.

SPRAY DRIFT MANAGEMENT

Do not apply when wind speed favors drift beyond the area intended for treatment. The interaction of many equipment and weather related factors determine the potential for spray drift. The applicator is responsible for considering all of these factors when making application decisions. Avoiding spray drift is the responsibility of the applicator.





Droplet Size

An important factor influencing drift is droplet size. Select nozzles and pressure that deliver medium spray droplets as indicated in nozzle manufacturer’s catalogs and in accordance with ASAE Standard S-572. Nozzles that deliver coarse spray droplets may be used to reduce spray drift provided spray volume per acre (GPA) is increased to maintain crop coverage. For aerial application, spray should be released at the lowest possible height consistent with good pest control and flight safety. Applications more than 10 feet above the crop canopy should be avoided. Low humidity and high temperature increase the evaporation rate of spray droplets and therefore the likelihood of spray drift to aquatic areas. Avoid spraying during conditions of low humidity and/or high temperature.

Wind Speed

Drift potential increases at wind speeds of less than 3 mph (due to inversion potential) or more than 10 mph. However, many factors, including droplet size, canopy and equipment specifications determine drift potential at any given wind speed. Do not apply when winds are greater than 15 mph and avoid gusty and windless conditions. Avoiding applications when wind direction is toward an aquatic area can reduce risk exposure to sensitive aquatic areas.

Temperature Inversions

Do not make aerial or ground applications during temperature inversions. Drift potential is high during temperature inversions. Temperature inversions restrict vertical air mixing, which causes small-suspended droplets to remain close to the ground and move laterally in a concentrated cloud. Temperature inversions are characterized by increasing temperature with altitude and are common on nights with limited cloud cover and light to no wind. They begin to form as the sun sets and often continue into the morning. Their presence can be indicated by ground fog. However, if fog is not present, the movement of smoke from a ground source can also identify inversions. Smoke that layers and moves laterally in a concentrated cloud (under low wind conditions) indicates an inversion, while smoke that moves upward and rapidly dissipates indicates good vertical air mixing.

Airblast (Air Assist) Applications for Tree Crops and Vineyards

Airblast sprayers carry droplets into the canopy of trees/vines via a radial, or lateral directed air stream. The following drift management practices should be followed:

- Adjust deflectors and aiming devices so that spray is only directed into the canopy;
- Block off upward pointed nozzles when there is no overhanging canopy;
- Use enough air volume to penetrate the canopy and provide good coverage;
- Do not allow the spray to go beyond the edge of the cultivated area (i.e., turn off sprayer when turning at end rows);
- For applications to the outside rows, only spray inward, toward the orchard/grove.

Aerial Applications

- Mount the spray boom on the aircraft so as to minimize drift caused by wing tip vortices.
- The minimum practical boom length should be used, and should not exceed 75% of the wing span or rotor diameter.
- Applications should not be made at a height greater than 10 feet above the top of the largest plants unless a greater height is required for aircraft safety.

COMPATIBILITY TESTING AND TANK MIX PARTNERS

Observe all cautions and limitations on labeling of all products used in mixtures.

- When considering mixing MOVENTO with other pesticides, or other additives, first contact your supplier for advice.
- For further information, contact your local Bayer representative.

(continued)

US80565186E (150416) LABMC MOVENTO 2.5 GAL US

6.0"

- If your supplier and Bayer representative have no experience with the combination you are considering, you should conduct a test to determine physical compatibility.
- To determine physical compatibility, add the recommended proportions of each chemical with the same proportion of water, as will be present in the chemical supply tank, into a suitable container, mix thoroughly and allow to stand for five minutes. If the combination remains mixed, or can be readily re-mixed, the mixture is considered physically compatible.

Compatibility

MOVENTO is physically and biologically compatible with many registered pesticides and fertilizers or micronutrients. However, it is known that many components, including crop protection products, fertilizers, micronutrients, and spray adjuvants, may be present in a tank mix combination. There is potential for adverse chemical reactions. It is impossible to determine physical, biological, and plant compatibility for all scenarios that may be encountered; therefore, it is recommended that users determine the chemical, physical, biological and plant compatibility of such mixes prior to making applications on a broad commercial scale. Observe the most restrictive of the labeling instructions and precautions of all products used in mixtures.

Order of Mixing

The proper mixing procedure for MOVENTO alone or in tank mix combinations with other pesticides is:

1. Fill the spray tank 1/4 to 1/3 full with clean water;
2. While recirculating and with the agitator running, add any products in Polyvinyl acetate (PVA) bags (**See Note**). Allow time for thorough mixing;
3. Continue to fill spray tank with water until 1/2 full;
4. Add any other wettable powder (WP) or wettable granules (WG) products;
5. Add the required amount of MOVENTO, and any other "flowable" (FL or SC) type products; add required amount of MOVENTO, and;
6. Allow enough time for thorough mixing of each product added to tank;
7. If applicable, add any remaining tank mix components: emulsifiable concentrates (EC), fertilizers and micronutrients;
8. Fill spray tank to desired level and maintain constant agitation to ensure uniformity of spray mixture.

NOTE: Do not use PVA packets in a tank mix with products that contain boron or release free chlorine. The resultant reaction of PVA and boron or free chlorine is a plastic that is not soluble in water or solvents.

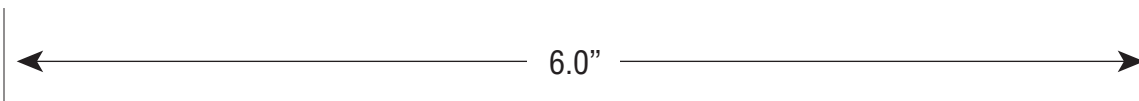
ROTATIONAL CROPS

MOVENTO is labeled for use on the following crops:

Banana And Plantain, Brassica (Cole) Leafy Vegetables (crop group 5), Bulb Vegetables (crop group 3-07A & 3-07B), Christmas Tree Plantations, Citrus Fruits (crop group 10-10), Coffee, Fruiting Vegetables (crop group 8-10), Globe Artichoke, Hops, Leafy Vegetables (except Brassica) (crop group 4), Legume Vegetables (except Soybean, dry) (crop group 6), Pineapple, Pome Fruits (crop group 11-10), Pomegranate, Potato And Other Tuberous And Corm Vegetables (crop group 1C), Small Fruit Vine Climbing Subgroup (except Fuzzy Kiwifruit) (crop group 13-07F), Soybean, Stone Fruits (crop group 12), Tree Nuts (crop group 14), Tropical Fruits, and Watercress.

- Treated areas may be replanted with any crop specified on this label, or any crop for which a tolerance exists for the active ingredient, as soon as practical following the last application.
- Do not plant or replant any crop not listed on this label within 30 days after the last application except watercress, which has a 260-day plant-back interval (PBI).

6.75"



SPECIFIC CROP DIRECTIONS

CROP USE DIRECTIONS

Apply specified dosage of MOVENTO early in the infestation as the population begins to develop or at early threshold for the target insect pest. Apply higher dosages specified within the crop specific sections when applied as a preventive application, for moderate to heavy insect pressure, or where longer residual control is desired. Degree of efficacy against labeled pests will be determined, in part, by the stage of pest development at application and infestation level of those pests.

Apply in adequate water for uniform coverage. For tree and vine crops, apply in a minimum of 50 GPA for conventional ground airblast sprayer, 30 GPA for high air velocity, low volume or air curtain sprayers, 10 GPA for aerial application; rates for tree and vine crops are based on full-size mature trees and vines. For vegetable and potato crops, apply in a minimum of 15 GPA by ground and 5 GPA by aerial application. MOVENTO may also be applied through overhead irrigation systems as designated in the CHEMIGATION section of this label under *Chemigation Application Instructions*.

MOVENTO must be tank-mixed with a spray adjuvant / additive having spreading and penetrating properties to maximize leaf uptake and systemicity of the active ingredient within treated plants; please contact your local Bayer CropScience representative or PCA for specific recommendations by crop. However, the use of Induce® adjuvant in combination with MOVENTO on grape, pome fruits, and stone fruits is prohibited when fruit is present due to adverse plant compatibility on harvested commodities. The tank-mixture of MOVENTO with an adjuvant / additive having sticking properties or crop protection product formulations containing built-in stickers have been shown to interfere with leaf uptake and should be avoided. Sufficient leaf tissue must be present for uptake and translocation of this product; due to this requirement, do not apply prior to petal-fall on pome fruits, stone fruits, and tree nut crops.

It is widely known that tank mixtures and/or sequential treatments of horticultural spray oil with Captan and/or sulfur may cause adverse plant compatibility in tree and vine crops; including MOVENTO in this tankmix and/or sequential treatment scenario is not recommended.

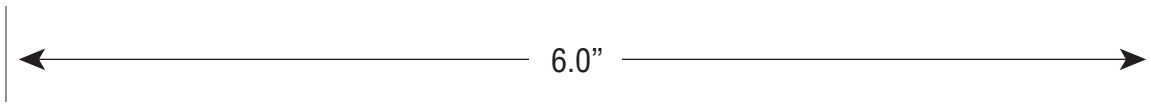
BANANA and PLANTAIN (HI, PR, FL only)		
Pest Controlled	Product Rate	
	(fl oz/A)	(lb ai/A)
Aphids	10.0 - 16.0	0.16 - 0.25
Foliar Application Restrictions: Pre-Harvest Interval (PHI): 1 day Minimum interval between applications: 14 days Maximum MOVENTO allowed per crop season: 80 fluid ounces/Acre (1.25 lb AI/Acre)		





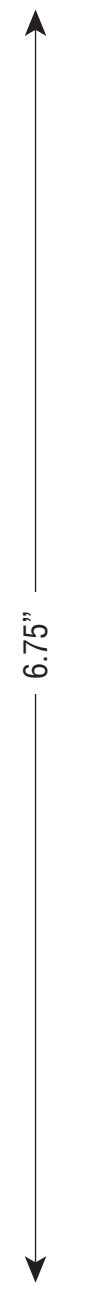
BRASSICA (COLE) LEAFY VEGETABLES			
<p>Crops of Crop Group 5 Including: Broccoli, Broccoli raab (<i>rapini</i>), Brussels sprouts, Cabbage, Cauliflower, Cavalo broccolo, Chinese broccoli (<i>gai lon</i>), Chinese cabbage (<i>bok choy</i>), Chinese cabbage (<i>napa</i>), Chinese mustard cabbage (<i>gai choy</i>), Collards, Kale, Kohlrabi, Mizuna, Mustard greens, Mustard spinach, Rape greens</p>			
Pests Controlled		Product Rate	
Aphids	Whiteflies	(fl oz/A)	(lb ai/A)
Swede midge		4.0 – 5.0	0.06 - 0.08
Pests Suppressed			
Diamondback moth			
Nematodes			
Onion thrips (larvae)			
<p>Foliar Application Restrictions: Pre-Harvest Interval (PHI): 1 day Minimum interval between applications: 7 days Maximum MOVENTO allowed per crop season: 10 fluid ounces/Acre (0.16 lb AI/Acre) Certain nonionic and organosilicone adjuvants, which may potentially be used with MOVENTO, have caused intolerable damage to bok choy, napa, mustard spinach, mizuna, and mustard greens when applied alone, in the absence of MOVENTO. Testing has shown that MOVENTO does not increase the potential for damage when used in combination with such adjuvants. Due to the wide variety and composition of spray adjuvants that may be used in combination with MOVENTO, only use a spreading-penetrating adjuvant that is known to be safe to the target crop.</p>			

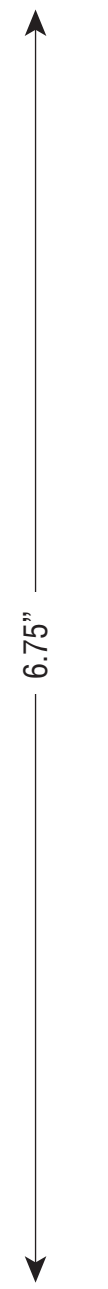
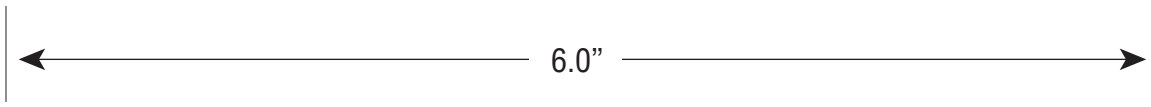
BULB VEGETABLES			
<p>Crops of Crop SubGroup 3-07A Including: Daylily (bulb), Fritillaria (bulb), Garlic (bulbs of common, great-headed, Serpent), Lily (bulb), Onion (bulbs of common, Chinese, Pearl, potato onion), Shallot (bulb), plus cultivars, varieties, and/or hybrids of these.</p>			
<p>Crops of Crop Subgroup 3-07B Including: Chinese Chive (fresh leaves), Chive (fresh leaves), Elegans hosta, Fritillaria (leaves), Kurrat, Leek (<i>Allium porrum</i>, Lady's, Wild), Onion (Beltsville bunching, fresh, green, macrostem, tree [tops], Welsh [tops]), Shallot (fresh leaves), plus cultivars, varieties, and/or hybrids of these.</p>			
Pest Controlled		Product Rate	
Onion thrips (larvae)		(fl oz/A)	(lb ai/A)
		5.0	0.08
<p>Foliar Application Restrictions: Pre-Harvest Interval (PHI): 3 days (members of Subgroup 3-07A); 7 days (members of Subgroup 3-07B) Minimum interval between applications: 7 days Maximum MOVENTO allowed per crop season: 10 fluid ounces/Acre (0.16 lb AI/Acre) For Onions, Leeks, and Chives grown for seed production, do not apply 4 months prior to bloom, during bloom or until after petal fall.</p>			



CHRISTMAS TREE PLANTATIONS		
Pests Controlled	Product Rate	
	(fl oz/A)	(lb ai/A)
Aphids (including root aphids and Adelgids) Scales	5.0 – 10.0	0.08 - 0.16
Foliar Application Restrictions:		
Minimum interval between applications: 14 days		
Maximum MOVENTO allowed per 12-month period: 20 fluid ounces/Acre (0.31 lb AI/Acre)		

CITRUS FRUITS		
Crops of Crop Group 10-10 Including: Australian lime (desert, finger, and round), Brown River finger lime, Calamondin, Citron, Grapefruit, Japanese summer grapefruit, Kumquat, Lemon, Lime, Mediterranean mandarin, Mount White lime, New Guinea wild lime, Orange (sour and sweet), Pummelo, Russell River lime, Satsuma mandarin, Sweet lime, Tachibana orange, Tahiti lime, Tangelo, Tangerine, Tangor, Trifoliate orange, Uniq fruit, including cultivars, varieties and/or hybrids of these commodities.		
Pests Controlled	Product Rate	
	(fl oz/A)	(lb ai/A)
Aphids Asian citrus psyllid California red scale Citrus leafminer Citrus bud mite Citrus red mite Citrus rust mite (silver mite) Citrus snow scale Citrus thrips Florida red scale Mealybugs Pink citrus rust mite Purple scale Texas citrus mite Whiteflies	8.0 – 10.0	0.13 - 0.16
Pests Suppressed		
Black scale Brown scale Citricola scale Cottony cushion scale Nematodes		
Foliar Application Restrictions:		
Pre-Harvest Interval (PHI): 1 day		
Minimum interval between applications: 21 days		
Maximum MOVENTO allowed per 12-month period: 20 fluid ounces/Acre (0.31 lb AI/Acre)		
Do not apply this product within 10 days prior to bloom, during bloom, or until petal fall is complete.		
For production areas in Alabama, Florida, Georgia, Louisiana, Mississippi, South Carolina, and Texas, optimum control of target pests is obtained at application volumes up to 250 gpa; application volumes in excess of 350 gpa must be avoided.		
Do not apply non-ionic surfactants in tank mix combination with MOVENTO on white grapefruit.		

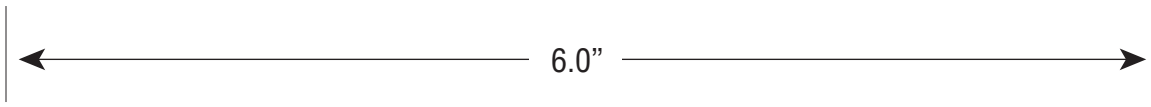




COFFEE			
Pest Controlled		Product Rate	
		(fl oz/A)	(lb ai/A)
Green Scale		8.0 - 10.0	0.13 - 0.16
Foliar Application Restrictions:			
Pre-Harvest Interval (PHI): 14 days			
Minimum interval between applications: 21 days			
Maximum MOVENTO allowed per 12-month period: 30 fluid ounces/Acre (0.47 lb AI/Acre)			

FRUITING VEGETABLES			
Crops of Crop Group 8-10 Including: African eggplant, Bush tomato, Cocona, Currant tomato, Eggplant, Garden huckleberry, Goji berry, Groundcherry, Martynia, Naranjilla, Okra, Pea eggplant, Pepino, Pepper (bell and nonbell*), Roselle, Scarlet eggplant, Sunberry, Tomatillo, Tomato, Tree tomato, including cultivars, varieties and/or hybrids of these commodities.			
*including cayenne, chili pepper, habanero, jalapeno, poblano, pimiento, and serrano.			
Pests Controlled		Product Rate	
		(fl oz/A)	(lb ai/A)
Aphids	Tomato russet mite	4.0 - 5.0	0.06 - 0.08
Broad mite	Whiteflies		
Psyllids			
Pests Suppressed			
Leafminers	Twospotted spider mite		
Nematodes	Western flower thrips (larvae)		
Foliar Application Restrictions:			
Pre-Harvest Interval (PHI): 1 day			
Minimum interval between applications: 7 days			
Maximum MOVENTO allowed per crop season: 10 fluid ounces/Acre (0.16 lb AI/Acre)			

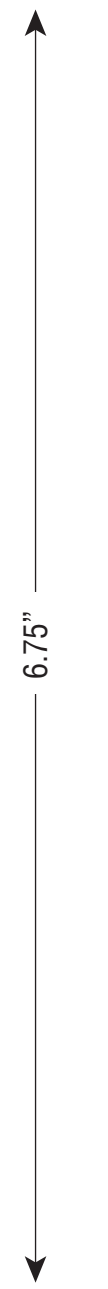
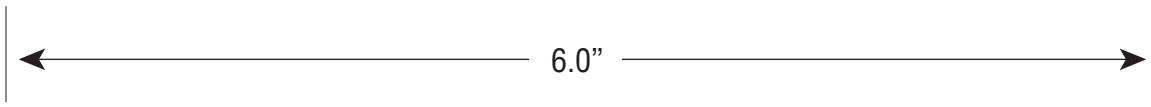
GLOBE ARTICHOKE			
Pest Controlled		Product Rate	
		(fl oz/A)	(lb ai/A)
Aphids		5.0 - 8.0	0.08 - 0.13
Foliar Application Restrictions:			
Pre-Harvest Interval (PHI): 3 days			
Minimum interval between applications: 7 days			
Maximum MOVENTO allowed per crop season: 32 fluid ounces/Acre (0.5 lb AI/Acre)			



HOPS		
Pests Controlled	Product Rate	
	(fl oz/A)	(lb ai/A)
Hop aphid Twospotted spider mite	5.0 – 6.0	0.08 - 0.09
Foliar Application Restrictions:		
Pre-Harvest Interval (PHI): 7 days		
Minimum interval between applications: 14 days		
Maximum MOVENTO allowed per 12-month period: 12.5 fluid ounces/Acre (0.2 lb AI/Acre)		

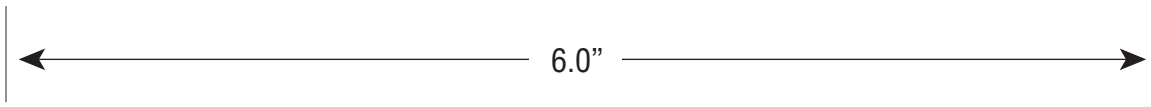
LEAFY VEGETABLES (Except Brassica Vegetables)		
Crops of Crop Group 4 Including: Amaranth (leafy amaranth, Chinese spinach, tampala), Arugula (Roquette), Cardoon, Celery, Celtuce, Chervil, Chinese celery, Chrysanthemum (edible-leaved and garland), Corn salad, Cress (garden), Cress (upland, yellow rocket, winter cress), Dandelion, Dock (sorrel), Endive (escarole), Florence fennel (Finocchio), Lettuce (head and leaf), Orach, Parsley, Purslane (garden and winter), Radicchio (red chicory), Rhubarb, Spinach [including New Zealand and vine (Malabar spinach, Indian spinach)], Swiss chard, Taro leaves		
Pests Controlled	Product Rate	
	(fl oz/A)	(lb ai/A)
Aphids Whiteflies	4.0 – 5.0	0.06 - 0.08
Pests Suppressed		
Diamondback moth Leafminers Nematodes Western flower thrips (larvae)		
Foliar Application Restrictions:		
Pre-Harvest Interval (PHI): 3 days		
Minimum interval between applications: 7 days		
Maximum MOVENTO allowed per crop season: 10 fluid ounces/Acre (0.16 lb AI/Acre)		





LEGUME VEGETABLES		
Crops of Crop Group 6 (except soybean, dry) Including: Edible Podded and Succulent Shelled Pea and Bean and Dried Shelled Pea and Bean		
Bean (<i>Lupinus</i> spp., including grain lupin, sweet lupin, white lupin, and white sweet lupin)		
Bean (<i>Phaseolus</i> spp., including field bean, kidney bean, lima bean, navy bean, pinto bean, runner bean, snap bean, tepary bean, wax bean)		
Bean (<i>Vigna</i> spp., including adzuki bean, asparagus bean, blackeyed pea, catjang, Chinese longbean, cowpea, Crowder pea, moth bean, mung bean, rice bean, Southern pea, urd bean, yardlong bean)		
Pea (<i>Pisum</i> spp. including dwarf pea, edible-pod pea, English pea, field pea, garden pea, green pea, snow pea, sugar snap pea)		
Other Beans and Peas (Broad bean (fava), Chickpea (garbanzo bean), Guar, Jackbean, Lablab bean (hyacinth bean), Lentil, Pigeon pea, soybean (immature seed), Sword bean)		
Pests Controlled	Product Rate	
Aphids	(fl oz/A)	(lb ai/A)
Whiteflies		
Pests Suppressed		
Leafminers	4.0 - 5.0	0.06 - 0.08
Melon thrips (larvae)		
Nematodes		
Twospotted spider mite		
Western flower thrips (larvae)		
Foliar Application Restrictions:		
Pre-Harvest Interval (PHI): 1 day (edible podded and succulent beans and peas); 7 day (dry shelled beans and peas)		
Minimum interval between applications: 7 days		
Maximum MOVENTO allowed per crop season: 10 fluid ounces/Acre (0.16 lb AI/Acre)		

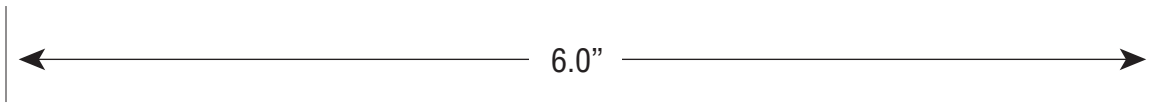
PINEAPPLE		
Pest Controlled	Product Rate	
Mealybugs	(fl oz/A)	(lb ai/A)
	10.0	0.16
Foliar Application Restrictions:		
Pre-Harvest Interval (PHI): 1 day		
Minimum interval between applications: 14 days		
Maximum MOVENTO allowed per crop season: 20 fluid ounces/Acre (0.31 lb AI/Acre)		



POME FRUITS			
Crops of Crop Group 11-10 Including: Apple, Asian pear, Azarole, Chinese quince, Crabapple, Japanese quince, Loquat, Mayhaw, Medlar, Pear, Quince, Tejocote, including cultivars, varieties and/or hybrids of these commodities.			
Pests Controlled		Product Rate	
Aphids (including Woolly Apple Aphid) Apple rust mite Mealybugs	Pear psylla Pear rust mite San Jose scale Whiteflies	(fl oz/A)	(lb ai/A)
		6.0 – 9.0	0.09 - 0.14
Pests Suppressed			
Apple gall midge Codling moth European red mite Micro-lepidoptera leafminers	Pear leaf midge Twospotted spider mite White apple leafhopper		
Foliar Application Restrictions: Pre-Harvest Interval (PHI): 7 days Minimum interval between applications: 14 days Maximum MOVENTO allowed per 12-month period: 25 fluid ounces/Acre (0.39 lb AI/Acre) Do not apply until after petal fall. For control of San Jose scale west of the Rocky Mountains [including all of MT, WY, CO, and NM], apply immediately after petal fall, followed by a second application 14 – 21 days later. For control of San Jose scale east of the Rocky Mountains, apply immediately after petal fall; under heavy infestation pressure or where difficult control conditions exist, a second application may be necessary.			



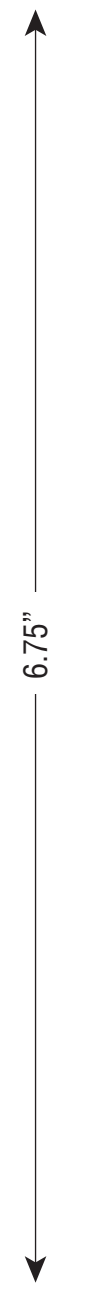
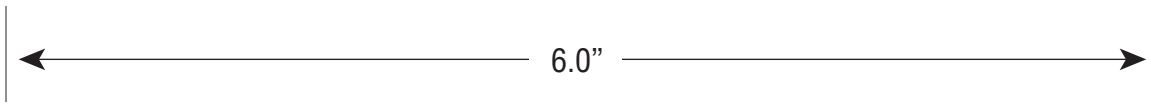
POMEGRANATE			
Pests Controlled		Product Rate	
Aphids Whiteflies		(fl oz/A)	(lb ai/A)
		8.0 - 10.0	0.13 – 0.16
Foliar Application Restrictions: Pre-Harvest Interval (PHI): 1 day Minimum interval between applications: 14 days Maximum MOVENTO allowed per 12-month period: 20 fluid ounces/Acre (0.31 lb AI/Acre)			



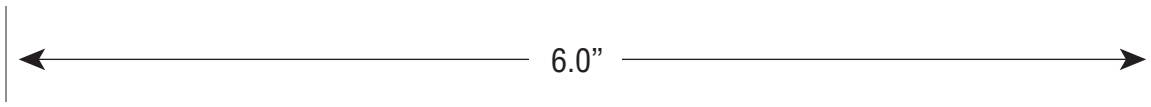
POTATO and OTHER TUBEROUS AND CORM VEGETABLES			
Crops of Crop Subgroup 1C Including: Arracacha, Arrowroot, Artichoke (Chinese and Jerusalem), Canna (edible), Cassava (bitter and sweet), Chayote (root), Chufa, Dasheen (taro), Ginger, Leren, Potato, Sweet potato, Tanier, Turmeric, Yam bean, Yam (true)			
Pests Controlled		Product Rate	
Aphids Psyllids Whiteflies		(fl oz/A)	(lb ai/A)
Pests Suppressed		4.0 – 5.0	0.06 - 0.08
Nematodes Twospotted spider mite Western flower thrips (larvae) Wireworms			
Foliar Application Restrictions: Pre-Harvest Interval (PHI): 7 days Minimum interval between applications: 7 days Maximum MOVENTO allowed per crop season: 10 fluid ounces/Acre (0.16 lb AI/Acre)			

SMALL FRUIT VINE CLIMBING SUBGROUP (Except Fuzzy Kiwifruit)			
Crops of Crop Subgroup 13-07F Including: Amur river grape, Gooseberry, Grape, Kiwifruit (hardy), Maypop, Schisandra berry			
Pests Controlled		Product Rate	
Grape tumid gallmaker Mealybugs Phylloxera		(fl oz/A)	(lb ai/A)
Willamette mite Whiteflies		6.0 – 8.0	0.10 - 0.13
Pests Suppressed			
European fruit lecanium scale Pacific mite		Twospotted spider mite Nematodes	
Foliar Application Restrictions: Pre-Harvest Interval (PHI): 7 days Minimum interval between applications: 30 days Maximum MOVENTO allowed per 12-month period: 12.5 fluid ounces/Acre (0.2 lb AI/Acre) Some adjuvants that may be used with MOVENTO have caused intolerable damage to grape berries / clusters when applied alone or in mixes after the initiation of bloom. Testing has shown that MOVENTO does not increase the potential for damage when used in combination with such adjuvants; however, not all adjuvants have been tested. It is recommended that a high quality spreading-penetrating adjuvant be used at a rate that is known to be safe to the crop.			





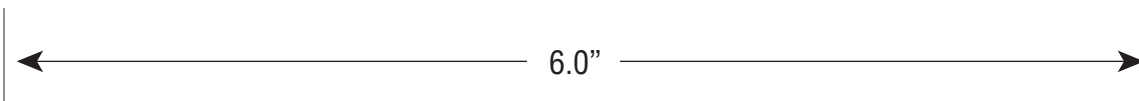
STONE FRUITS		
Crops of Crop Group 12 Including: Apricot, Cherry (sweet and tart), Nectarine, Peach, Plum (includes Chickasaw, Damson, and Japanese), Plumcot, Prune (fresh and dried)		
Pests Controlled	Product Rate	
	(fl oz/A)	(lb ai/A)
Aphids Mealybugs San Jose scale White peach scale Whiteflies	6.0 – 9.0	0.09 - 0.14
Pests Suppressed		
Black scale Cherry fruit fly European fruit lecanium scale European red mite Nematodes Spotted Wing Drosophila Twospotted spider mite		
Foliar Application Restrictions:		
Pre-Harvest Interval (PHI): 7 days		
Minimum interval between applications: 14 days		
Maximum MOVENTO allowed per 12-month period: 15.3 fluid ounces/Acre (0.24 lb AI/Acre)		
Do not apply until after petal fall.		
For control of San Jose scale, apply immediately after petal fall; under heavy infestation pressure or where difficult control conditions exist, a second application may be necessary.		



TREE NUTS			
Crops of Crop Group 14 plus Pistachio Including: Almond, Beechnut, Brazil nut, Butternut, Cashew, Chestnut, Chinquapin, Filbert (hazelnut), Hickory nut, Macadamia nut (bush nut), Pecan, Pistachio, Walnut [black and English (Persian)]			
Pests Controlled		Product Rate	
Aphids	San Jose scale	(fl oz/A)	(lb ai/A)
Mealybugs	Walnut scale	6.0 – 9.0	0.09 - 0.14
Phylloxera	Whiteflies		
Pests Suppressed			
European fruit lecanium scale	Pacific mite		
Nematodes	Twospotted spider mite		
Olive scale			
Foliar Application Restrictions:			
Pre-Harvest Interval (PHI): 7 days			
Minimum interval between applications: 14 days			
Maximum MOVENTO allowed per 12-month period: 21.5 fluid ounces/Acre (0.34 lb AI/Acre)			
Do not apply until after petal fall.			
For control of San Jose scale, apply immediately after petal fall; under heavy infestation pressure or where difficult control conditions exist, a second application may be necessary.			



TROPICAL FRUIT			
Acerola, Avocado, Black sapote, Canistel, Feijoa, Jaboticaba, Guava, Longan, Lychee, Mamey sapote, Mango, Papaya, Passionfruit, Persimmon, Pulasan, Rambutan, Sapodilla, Spanish lime, Star apple, Starfruit, Wax jambu, White sapote (<i>Casimiroa</i> spp.)			
Pests Controlled		Product Rate	
Aphids	Scales	(fl oz/A)	(lb ai/A)
Avocado thrips	Whiteflies	8.0 – 10.0	0.13 - 0.16
Mealybugs			
Pests Suppressed			
Avocado brown mite	Persea mite		
Papaya leaf edgeroller mite	Twospotted spider mite		
Foliar Application Restrictions:			
Pre-Harvest Interval (PHI): 1 day			
Minimum interval between applications: 14 days			
Maximum MOVENTO allowed per 12-month period: 25 fluid ounces/Acre (0.39 lb AI/Acre)			



WATERCRESS				
	Pest Controlled		Product Rate	
			(fl oz/A)	(lb ai/A)
Aphids			4.0 - 12.5	0.06 – 0.2
Foliar Application Restrictions:				
Pre-Harvest Interval (PHI): 3 days				
Minimum interval between applications: 7 days				
Maximum MOVENTO allowed per crop season: 25 fluid ounces/Acre (0.4 lb AI/Acre)				
Do not plant or replant any crop not listed on this label within 260 days after the last application.				

STORAGE AND DISPOSAL

Do not contaminate water, food or feed by storage or disposal.

Pesticide storage

MOVENTO is packaged in poly-ethylene containers. Do not allow product or containers to freeze. Store in a cool, dry place and in such a manner as to prevent cross contamination with other pesticides, fertilizers, food, and feed. Store in original container and out of the reach of children, preferably in a locked storage area.

Handle and open container in a manner as to prevent spillage. If container is leaking, invert to prevent leakage. If the container is leaking or material is spilled for any reason or cause, carefully dam up spilled material to prevent runoff. Refer to Precautionary Statements on label for hazards associated with the handling of this material. Do not walk through spilled material. Absorb spilled material with absorbing type compounds and dispose of as directed for pesticides below. In spill or leak incidents, keep unauthorized people away. You may contact the Bayer CropScience Emergency Response Team for decontamination procedures or any other assistance that may be necessary. The Bayer CropScience Emergency Response Telephone No. is (800) 334-7577, or contact Chemtrec at (800) 424-9300.

Pesticide disposal

Pesticide wastes are toxic. Improper disposal of excess pesticide, spray mixture, or rinsate is a violation of Federal Law. If these wastes cannot be disposed of by use according to label instructions, contact your State Pesticide or Environmental Control Agency, or the Hazardous Waste representative at the nearest EPA Regional Office for guidance.

Container handling

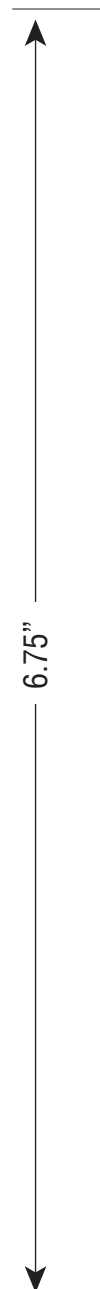
Rigid, Non-refillable containers (equal to or less than 5 gallons)

Non-refillable container. Do not reuse or refill this container. Offer for recycling, if available. Triple rinse or pressure rinse container (or equivalent) promptly after emptying. Triple rinse as follows: Empty the remaining contents into application equipment or a mix tank and drain for 10 seconds after the flow begins to drip. Fill the container 1/4 full with water and recap. Shake for 10 seconds. Pour rinsate into application equipment or a mix tank or store rinsate for later use or disposal. Drain for 10 seconds after the flow begins to drip. Repeat this procedure two more times.

Pressure rinse as follows: Empty the remaining contents into application equipment or a mix tank and continue to drain for 10 seconds after the flow begins to drip. Hold container upside down over application equipment or mix tank or collect rinsate for later use or disposal. Insert pressure rinsing nozzle in the side of the container, and rinse at about 40 PSI for at least 30 seconds. Drain for 10 seconds after the flow begins to drip.

Once container is rinsed, offer for recycling if available or puncture and dispose of in a sanitary landfill.

Induce is a registered trademark of Helena Holding Company



7.25"

NET CONTENTS: 2 1/2 GALLONS

GROUP 23 INSECTICIDE

MOVENTO®

For Agricultural Use Only: For control of listed insects on certain tree, tropical fruits, vine, and vegetable crops.

ACTIVE INGREDIENT: Spirotetramat: cis-3-(2,5-dimethylphenyl)-8-methoxy-2-oxo-1-azaspiro[4.5]dec-3-en-4-yl-ethyl carbonate 22.40% OTHER INGREDIENTS: 77.60%

MOVENTO contains 2.00 pounds spirotetramat per U.S. gallon (240 grams AI/liter) TOTAL: 100.00%

EPA Reg. No. 264-1050

KEEP OUT OF REACH OF CHILDREN CAUTION

Si usted no entiende la etiqueta, busque a alguien para que se la explique a usted en detalle. (If you do not understand the label, find someone to explain it to you in detail.)

FOR ADDITIONAL PRECAUTIONARY STATEMENTS: See Attached Booklet.

For MEDICAL And TRANSPORTATION Emergencies ONLY Call 24 Hours A Day 1-800-334-7577

For PRODUCT USE Information Call 1-866-99BAYER (1-866-992-2937)

FIRST AID

Table with 2 columns: Condition (IF ON SKIN OR CLOTHING, IF SWALLOWED, IF IN EYES) and Action (bullet points for treatment steps).

Have a product container or label with you when calling a poison control center or doctor, or going for treatment. You may also contact 1-800-334-7577 for emergency medical treatment information.

Note To Physician: No specific antidote is available. Treat the patient symptomatically.

PRECAUTIONARY STATEMENTS HAZARDS TO HUMANS AND DOMESTIC ANIMALS

CAUTION

- Harmful if swallowed or absorbed through skin. Causes moderate eye irritation. Avoid contact with skin, eyes, or clothing. Wash thoroughly with soap and water after handling and before eating, drinking, chewing gum, or using tobacco.

- Prolonged or frequently repeated skin contact may cause allergic reactions in some individuals.

FOR ADDITIONAL PRECAUTIONARY STATEMENTS:

See attached label booklet: Personal Protective Equipment (PPE), User Safety Recommendations, and Environmental Hazards

DIRECTIONS FOR USE: See attached booklet.

It is a violation of Federal law to use this product in a manner inconsistent with its labeling.

Read the entire label before using this product.

STORAGE AND DISPOSAL

Do not contaminate water, food or feed by storage or disposal.

Pesticide storage

MOVENTO is packaged in poly-ethylene containers. Do not allow product or containers to freeze. Store in a cool, dry place and in such a manner as to prevent cross contamination with other pesticides, fertilizers, food, and feed. Store in original container and out of the reach of children, preferably in a locked storage area.

For complete Pesticide Storage instructions, see attached booklet.

Pesticide disposal

Pesticide wastes are toxic. Improper disposal of excess pesticide, spray mixture, or rinsate is a violation of Federal Law. If these wastes cannot be disposed of by use according to label instructions, contact your State Pesticide or Environmental Control Agency, or the Hazardous Waste representative at the nearest EPA Regional Office for guidance.

Container handling

Rigid, Non-refillable containers (equal to or less than 5 gallons) Non-refillable container. Do not reuse or refill this container. Offer for recycling, if available. Triple rinse or pressure rinse container (or equivalent) promptly after emptying. Triple rinse as follows: Empty the remaining contents into application equipment or a mix tank and drain for 10 seconds after the flow begins to drip. Fill the container 1/4 full with water and recap. Shake for 10 seconds. Pour rinsate into application equipment or a mix tank or store rinsate for later use or disposal. Drain for 10 seconds after the flow begins to drip. Repeat this procedure two more times.

Pressure rinse as follows: Empty the remaining contents into application equipment or a mix tank and continue to drain for 10 seconds after the flow begins to drip. Hold container upside down over application equipment or mix tank or collect rinsate for later use or disposal. Insert pressure rinsing nozzle in the side of the container, and rinse at about 40 PSI for at least 30 seconds. Drain for 10 seconds after the flow begins to drip.

Once container is rinsed, offer for recycling if available or puncture and dispose of in a sanitary landfill.

Bayer CropScience LP P.O. Box 12014, 2 T.W. Alexander Drive Research Triangle Park, North Carolina 27709 MOVENTO is a registered trademark of Bayer.

©2015 Bayer CropScience US80565186E 150416E 04/15



6.75"