

4.50"

COPY AREA  
7.50"

7.50"



# PROPULSE®

Net Contents:

**2.5 Gallons**

GROUP 7 | 3 FUNGICIDE

**A fungicide for control of diseases in:** Bushberries (subgroup 13-07B); Canola; Corn; Cotton (subgroup 20C); Crambe; Cucurbits (subgroups 9A/9B); Dried Beans; Peanut; Rapeseed; Soybean; Sugarbeet.

<b>ACTIVE INGREDIENTS:</b>	
FLUOPYRAM*:	17.4%
PROTHIOCONAZOLE*:	17.4%
<b>OTHER INGREDIENTS:</b>	<b>65.2%</b>
<b>TOTAL: 100.0%</b>	

Contains 1.67 lbs FLUOPYRAM and 1.67 lbs PROTHIOCONAZOLE per gallon

\*(CAS Numbers 658066-35-4 and 178928-70-6)

EPA Reg. No. 264-1084

SUSPENSION CONCENTRATE

**KEEP OUT OF REACH OF CHILDREN**

See additional precautionary statements and directions for use on label.

Produced for:  
Bayer CropScience LP  
800 N. Lindbergh Blvd.  
St. Louis, MO 63167  
PROPULSE is a registered trademark of Bayer.  
©2020 Bayer CropScience

171027Hv4 01/20

US61380475H

4.25"  
COPY AREA

4.50"

COPY AREA

7.375"

**FIRST AID**

<b>IF SWALLOWED:</b>	<ul style="list-style-type: none"> <li>• Call a poison control center or doctor immediately for treatment advice.</li> <li>• Do not induce vomiting unless told to do so by a poison control center or doctor.</li> <li>• Have person sip a glass of water if able to swallow.</li> <li>• Do not give anything to an unconscious person.</li> </ul>
<b>IF ON SKIN OR CLOTHING:</b>	<ul style="list-style-type: none"> <li>• Take off contaminated clothing.</li> <li>• Rinse skin immediately with plenty of water for 15-20 minutes.</li> <li>• Call a poison control center or doctor for treatment advice.</li> </ul>
<b>IF INHALED:</b>	<ul style="list-style-type: none"> <li>• Move person to fresh air.</li> <li>• If person is not breathing, call 911 or an ambulance, then give artificial respiration, preferably mouth-to-mouth if possible.</li> <li>• Call a poison control center or doctor for further treatment advice.</li> </ul>
<b>IF IN EYES:</b>	<ul style="list-style-type: none"> <li>• Hold eye open and rinse slowly and gently with water for 15 to 20 minutes. Remove contact lenses, if present, after the first 5 minutes, then continue rinsing eye.</li> <li>• Call a poison control center or doctor for treatment advice.</li> </ul>

In case of spills, poisoning or fire call telephone emergency response number 1-800-334-7577 (24 hours a day).  
 Take container, label or product name and registration number with you when seeking medical attention.

**TOXICOLOGICAL INFORMATION:** Treat Symptomatically. Medical Personnel should contact Bayer's medical information services, Toll Free: 1-800-334-7577.

For **PRODUCT USE** Information Call 1-866-99BAYER (1-866-992-2937)

**PRECAUTIONARY STATEMENTS**

**HAZARDS TO HUMANS AND DOMESTIC ANIMALS**

Harmful if swallowed, inhaled, or absorbed through skin. Avoid contact with skin, eyes, or clothing. Wash thoroughly with soap and water after handling and before eating, drinking, chewing gum, and using tobacco or using the toilet.

**Personal Protective Equipment (PPE):**

Applicators and other handlers must wear long-sleeved shirt and long pants, shoes plus socks, and chemical-resistant (such as nitrile or butyl) gloves.

**User Safety Requirements**

Follow manufacturer's instructions for cleaning/maintaining PPE. If no such instructions exist for washables, use detergent and hot water. Keep and wash PPE separately from other laundry.

**Engineering Control Statements:**

When handlers use closed systems, enclosed cabs, or aircraft in a manner that meets the requirements listed in the Worker Protection Standard (WPS) for agricultural pesticides [40 CFR 170.240(d)(4-6)], the handler PPE requirements may be reduced or modified as specified in the WPS.

**USER SAFETY RECOMMENDATIONS**

**Users should:**

- Remove clothing/PPE immediately if pesticide gets inside. Then wash thoroughly and put on clean clothing.
- User should remove PPE immediately after handling this product. Wash the outside of gloves before removing. As soon as possible, wash thoroughly and change into clean clothing.

**ENVIRONMENTAL HAZARDS**

For terrestrial uses: Do not apply directly to water, or to areas where surface water is present or to intertidal areas below the mean high water mark. Do not contaminate water when disposing of equipment wash water or rinsate. This product may impact surface water quality due to runoff of rain water. This is especially true for poorly draining soils and soils with shallow ground water. This product is classified as having high potential for reaching surface water via runoff for several months or more after application. A level, well-maintained vegetative buffer strip between areas to which this product is applied and surface water features such as ponds, streams, and springs will reduce the potential loading of fluopyram. Runoff of this

4.0625"

COPY AREA

7.75"

4.50"

COPY AREA

7.375"

product will be reduced by avoiding applications when rainfall or irrigation is expected to occur within 48 hours. Sound erosion control practices will reduce this product's potential to reach aquatic sediment via runoff.

This chemical has properties and characteristics associated with chemicals detected in ground water. This chemical may leach into groundwater if used in areas where soils are permeable, particularly where the water table is shallow.

**DIRECTIONS FOR USE**

**READ THE LABEL AND BROCHURE BEFORE USING**

**It is a violation of federal law to use this product in a manner inconsistent with its labeling.**

**Read entire label before using this product.**

Do not apply this product in a way that will contact workers or other persons, either directly or through drift. Only protected handlers may be in the area during application. For any requirements specific to your State or Tribe, consult the agency responsible for pesticide regulation.

**Not for sale, distribution, or use in Nassau and Suffolk counties, New York except as permitted under FIFRA 24(c), Special Local Need registration.**

**AGRICULTURAL USE REQUIREMENTS**

Use this product only in accordance with its labeling and with the Worker Protection Standard, 40 CFR part 170. This Standard contains requirements for the protection of agricultural workers on farms, forests, nurseries, and greenhouses, and handlers of agricultural pesticides. It contains requirements for training, decontamination, notification, and emergency assistance. It also contains specific instructions and exceptions pertaining to the statements on this label about personal protective equipment (PPE) and restricted entry interval. The requirements in this box only apply to uses of this product that are covered by the Worker Protection Standard.

Do not enter or allow worker entry into treated areas during the **restricted-entry interval (REI) of 12 hours for all crops.**

PPE required for early entry to treated areas that is permitted under the Worker Protection Standard and that involves contact with anything that has been treated, such as plants, soil, or water is: coveralls over long-sleeved shirt and long pants, socks and shoes, and chemical-resistant gloves made of any waterproof material such as natural rubber  $\geq$  14 mils.

**PRODUCT INFORMATION**

PROPULSE® is a broad-spectrum fungicide with preventative, systemic, and curative properties labeled for the control or suppression of certain crop diseases.

**LABELED USES**

Bushberries(subgroup 13-07B); Canola; Corn; Cotton (subgroup 20C); Crambe; Cucurbits (subgroups 9A/9B); Dried Beans; Peanut; Rapeseed; Soybean; Sugarbeet.

**RESISTANCE MANAGEMENT**

The active ingredients in PROPULSE Fungicide belong to two different fungicide groups, the pyridinyl-ethyl-benzamides (Group 7), and the DMI or demethylation inhibitors (Group 3). To maintain long-term effectiveness of this fungicide, follow the specific resistance management guidance listed at the bottom of each crop label. The following practices may delay the development of fungicide resistance.

- 1. Start spray programs early:** Spray programs that begin before pathogens attack keep fungal populations low and reduce the likelihood of resistance. Consult your local extension specialist, certified crop advisor and/or manufacturer representative for recommendations on when to begin spray programs.
- 2. Alternate products:** Use spray programs that include alternation of products from different fungicide groups. Group numbers are listed in a box at the top right of product labels.
- 3. Use at least the minimum-labeled rate and do not extend spray intervals beyond label specifications:** Use of rates below the minimum-labeled rate can shorten the useful life of a fungicide. Furthermore, stretching application intervals too long may leave a crop unprotected, allowing the pathogen population to multiply, and increasing the likelihood for resistance to develop.
- 4. IPM:** Applications of fungicides should be integrated into an overall disease and pest management program. Cultural practices known to reduce disease development should be followed. Consult your local extension specialist, certified crop advisor and/or manufacturer

7.75"

4.0625"

COPY AREA

4.50"

COPY AREA

7.375"

representative for additional IPM strategies established for your area. This product may be used in Agricultural Extension advisory (disease forecasting or risk assessment) programs, which recommend application timing based on environmental factors favorable for disease development.

**APPLICATION INFORMATION**

Use sufficient water volume to provide thorough and uniform coverage to obtain the most effective disease control. Do not make applications when conditions favor drift. Avoid spraying when windy, high temperature, drought, dusty, low relative humidity, or temperature inversion conditions exist.

**Ground Application**

For optimum disease control, apply in sufficient water to ensure thorough coverage of foliage, bloom, and fruit.

**Aerial Application**

For aerial application equipment, a minimum of **10** gallons of water per acre for tree crops and **2** gallons of water per acre for field and vegetable crops is required.

**In-furrow at-plant applications**

Where permitted by crop specific use directions apply in-furrow during planting operations. Direct applications into the open furrow and cover with soil.

**Chemigation Application**

Apply this product only through center pivot, motorized-lateral move, traveling gun, solid set or portable (wheel move, side roll, end tow, or hand move) and drip irrigation systems. Do not apply this product through any other type of irrigation system. Crop injury, lack of effectiveness, or illegal pesticide residues in the crop can result from non-uniform distribution of treated water. If you have questions about calibration, you should contact State Extension Service specialists, equipment manufacturers or other experts. A person knowledgeable of the chemigation system and responsible for its operation or under the supervision of the responsible person, shall shut the system down and make necessary adjustments should the need arise. This product has not been sufficiently tested when applied through irrigation systems to assure consistent product performance for all labeled uses. Sprinkler chemigation is usually most effective via an irrigation of one tenth to one fourth inch. The following application techniques are provided for user reference but do not constitute a warranty of fitness for application through sprinkler irrigation equipment. Users must check with state and local regulatory agencies for potential use restrictions before applying any agricultural chemical through sprinkler irrigation equipment.

Do not connect an irrigation system (including greenhouse systems) used for pesticide application to a public water system, unless the pesticide label prescribed safety devices for public water systems are in place. 'Public water system' means a system for the provision to the public of piped water for human consumption if such system has at least 15 service connections or regularly serves an average of at least 25 individuals daily at least 60 days out of the year. Chemigation systems connected to public water systems must contain a functional, reduced-pressure zone (RPZ), back flow preventer, or the functional equivalent in the water supply line upstream from the point of pesticide introduction. As an alternative to the RPZ, the water from the public water system should be discharged into a reservoir tank prior to pesticide introduction. There shall be a complete physical break (air gap) between the flow outlet end of the fill pipe and the top or overflow rim of the reservoir tank of at least twice the inside diameter of the fill pipe. The pesticide injection pipeline must contain a functional, automatic, quick-closing check valve to prevent the flow of fluid back toward the injection pump. Pesticide injection pipeline must contain a functional, normally closed, solenoid-operated valve located on the intake side of the injection pump and connected to the system interlock to prevent fluid from being withdrawn from the supply tank when the irrigation system is either automatically or manually shut down. The systems must contain functional interlocking controls, to automatically shut off the pesticide injection pump when the water pump motor stops, or in cases where there is no water pump, when the water pressure decreases to the point where pesticide distribution is adversely affected. Systems must use a metering pump, such as a positive displacement injection pump (e.g., diaphragm pump) effectively designed and constructed of materials that are compatible with pesticides and capable of being fitted with a system interlock.

Do not apply when wind speed favors drift. Spray mixture in the chemical supply tank must be agitated at all times, otherwise settling and uneven application may occur. Apply pesticide continuously for the duration of the water application. For mixing instructions, please refer to directions in the "Spray mixing and compatibility" section.

7.75"

4.0625"

COPY AREA

4.50"

COPY AREA

7.375"

This product may be used through two basic types of irrigation systems as outlined in **Sections A and B below**. The system must contain a functional check valve, vacuum relief valve, and low-pressure drain appropriately located on the irrigation pipeline to prevent water source contamination from back flow. Determine which type of irrigation is in place, then refer to the appropriate directions provided below for each type. See crops section on the label for required treatment rates and additional use information.

**A. Center Pivot, Motorized-Lateral Move and Traveling Gun Irrigation Equipment**

For injections of pesticides, these continuously moving systems must use a positive displacement injection pump of either diaphragm or piston type and be constructed of materials that are compatible with pesticides. They must also be capable of being fitted with a system interlock and capable of injection at pressures approximately 2-3 times those encountered within the irrigation water line. Venturi applicator units cannot be used on these systems. Thoroughly mix required amount of this product for acreage to be covered into same amount of water used during calibration and inject into system continuously for one revolution or run. Mixture in the chemical supply tank must be continuously agitated during the injection run. Shut off injection equipment after one revolution or run, but continue to operate irrigation system until this product has been cleared from the last sprinkler head.

**B. Solid-Set, Portable (Wheel Move, Side Roll, End Tow, or Hand Move) and Drip Irrigation Equipment**

With stationary systems, an effectively designed in-line Venturi applicator unit is preferred to support even and quick distribution. For solid set systems, determine acreage covered by sprinkler. Fill the tank of injection equipment with water and adjust flow to use contents over 30 to 45 minutes. Mix desired amount of this product for acreage to be covered with water so that the total mixture of this product plus water in the injection tank is equal to the quantity of water used during calibration. Provide chemical supply tank agitation sufficient for mixing until chemigation is completed. Operate entire system at normal pressures recommended by the manufacturer of injection equipment used, for amount of time established during calibration. This product can be injected during the irrigation cycle or as a separate application. Stop injection equipment with any system after treatment is completed and continue to operate irrigation system until this product has been cleared from the last sprinkler head.

**SPRAY MIXING AND COMPATIBILITY**

Begin with clean spray equipment and add one-half of the required amount of water to the spray or mixing tank and start agitation. Add the required quantity of fungicide and the tank-mix partner if applicable to the water and complete filling with water to the required total volume. Follow the recommendations of your State Cooperative Extension Service for tank mixing with other products. In general, follow the order beginning first with water conditioners, water soluble packaging (wait for it to completely dissolve), wettable powders and water-dispersible granular products, liquid flowables and suspension concentrates, emulsifiable concentrates, and adjuvants last. Maintain agitation throughout spraying. Do not allow spray mixture to remain in the tank overnight, or for long periods during the day without agitation. When tank mixing with other pesticides, observe the more restrictive label limitations and precautions.

PROPULSE is physically compatible with most commonly used fungicide, herbicide, insecticide, and foliar nutrient products. However, the compatibility of PROPULSE with all potential tank-mix partners has not been fully investigated. If tank mixing with other pesticides is desirable, conduct a jar test with the volumes and rates typically used in agricultural application. Using a small container of water, add the proportionate amounts of the products: wettable powders and water-dispersible granular products first, then liquid flowables, and emulsifiable concentrates last. After thoroughly mixing, let stand for at least 15 minutes. Look for signs of separation, globules, sludge, flakes, or other precipitates. Physical compatibility is indicated if the combination remains mixed or can be remixed readily.

The crop safety of all potential tank-mixes with PROPULSE has not been tested on all crops. Before applying any tank-mixture not specified on this label, safety to the target crop should be confirmed on a small portion of the crop to be treated to ensure an adverse response will not occur.

**PRODUCT RESTRICTIONS AND LIMITATIONS**

Do not apply more than the maximum yearly rate for each specific crop from any combination of products containing FLUOPYRAM or PROTHIOCONAZOLE.

7.75"

4.0625"

COPY AREA

4.50"

COPY AREA  
7.375"

**ROTATIONAL CROP RESTRICTIONS**

Areas treated with this product can be replanted immediately following harvest with any crop for which both a FLUOPYRAM and a PROTHIOCONAZOLE tolerance exist. The following crops may be planted immediately: Barley; Buckwheat; Canola; Corn; Cotton (subgroup 20C); Crambe; Cucurbits (subgroups 9A/9B); Dried Beans; Lowbush Blueberry and Lingonberry; Millet (Pearl and Proso); Oats; Peanut; Rapeseed; Rye; Small Berries (Bushberries) (13-07B); Soybean; Sugarbeet; Triticale; Wheat.

Alfalfa may be replanted 14 days after the last application of PROPULSE.

The following crops can be replanted after 30 days after the last application of PROPULSE: Artichoke, (Globe); Brassica (Cole) leafy vegetables (group 5); Bulb vegetables (group 3-07); Carrot; Citrus (group 10-10); Dill seed; Fruiting Vegetables (group 8-10); Ginseng; Grapes and small vines (except fuzzy kiwifruit) (subgroup 13-07F); Herb (subgroup 19A); Hops; Leafy vegetables (except watercress) (group 4); Legume Vegetables (except cowpea and dried peas); Low-growing berries, except cranberry, strawberry, Lowbush Blueberry and Lingonberry (subgroup 13-07G); Pome fruit (group 11-10); Potato and other root, tuberous and corn vegetables (except sugarbeet) (subgroups 1B and 1C); Rapeseed (subgroup 20A); Small Berries (caneberries) (subgroups 13-07A); Sorghum; Stone Fruits (group 12-12); Sugarbeet; Sugarcane (in region 3); Sunflower (subgroup 20B); Teosinte; Tobacco; Tree Nuts (group 14-12).

**USE DIRECTIONS FOR SPECIFIC CROPS**

**BUSHBERRY (subgroup 13-07B)**

Aronia Berry; Blueberry, Highbush; Blueberry, Lowbush; Buffalo Currant; Chilean Guava; Currant, Black; Currant, Red; Elderberry; European, Barberry; Gooseberry; Cranberry, Highbush; Honeysuckle, Edible; Huckleberry; Jostaberry; Juneberry; Lingonberry; Native Currant; Salal; Sea Buckthorn; cultivars, varieties, and/or hybrids of these.

Disease Control	Application Rate	Application Instructions
Septoria leaf spot ( <i>Septoria</i> spp.)	13.6 fl oz/acre	Apply at the critical timings for disease control. Refer to University and/or extension guidelines for best application timings. Continue as needed on a 7- to 10-day interval. When disease pressure is severe, use the shorter intervals.
Monilinia blight ( <i>Monilinia vaccinii-corymbosi</i> )		
Valdensinia leaf spot ( <i>Valdensinia heterodoxa</i> )		
Leaf rust ( <i>Thekopsora minima</i> )		
Anthracnose ( <i>Colletotrichum gloeosporioides</i> )		
Botrytis blight ( <i>Botrytis cinerea</i> )		
Alternaria fruit rot ( <i>Alternaria</i> spp.)		
White pine blister rust ( <i>Cronartium ribicola</i> )		

**Restrictions:**

- Do not make more than 2 applications or apply more than 27.3 fl oz of PROPULSE/acre per year.
- Regardless of formulation or method of application, do not apply more than 0.446 lbs fluopyram or 0.356 lbs prothioconazole per acre per year.
- Apply by either ground or chemigation application equipment.
- Pre-Harvest Interval (PHI): 7 days
- To limit the potential for development of disease resistance to this fungicide, do not make more than 2 sequential applications of PROPULSE or any Group 7 or Group 3 containing fungicide before rotating with a fungicide from a different Group.

4.0625"

COPY AREA

7.75"

4.50"

COPY AREA  
7.375"

CANOLA; RAPESEED; CRAMBE		
Disease Control	Application Rate	Application Instructions
Sclerotinia stem rot ( <i>Sclerotinia sclerotiorum</i> ) Powdery mildew ( <i>Erysiphe cruciferarum</i> ) Alternaria blackspot ( <i>Alternaria</i> spp.)	13.6 fl oz/acre	Apply at the critical timings for disease control. Refer to University and/or extension guidelines for best application timings. Continue as needed on a 14-day interval.
<b>Restrictions:</b> <ul style="list-style-type: none"> <li>Do not make more than 2 applications or apply more than 27.3 fl oz PROPULSE/acre per year.</li> <li>Regardless of formulation or method of application, do not apply more than 0.446 lbs fluopyram or 0.356 lbs prothioconazole per acre per year, including soil and foliar uses.</li> <li>Apply by ground, aerial, or chemigation application equipment.</li> <li>Pre-Harvest Interval (PHI): 36 days</li> <li>To limit the potential for development of disease resistance to this fungicide, do not make more than 2 sequential applications of PROPULSE or any Group 7 or Group 3 containing fungicide before rotating with a fungicide from a different Group.</li> </ul>		
CORN		
Sweet Corn; Field Corn; Field Corn Grown For Seed, and Popcorn		
Disease Control	Application Rate	Application Instructions
Anthracnose Leaf Blight ( <i>Colletotrichum graminicola</i> ) Eye Spot ( <i>Aureobasidium zeae</i> ) Gray Leaf Spot ( <i>Cercospora zeae-maydis</i> ) Northern Corn Leaf Blight ( <i>Setosphaeria turcica</i> ) <sup>1</sup> Northern Corn Leaf Spot ( <i>Cochliobolus carbonum</i> ) <sup>1</sup> Southern Corn Leaf Blight ( <i>Cochliobolus heterostrophus</i> ) <sup>1</sup> Rusts ( <i>Puccinia</i> spp.) <sup>1</sup> The above diseases are also known as <i>Helminthosporium leaf blights</i>	13.6 fl oz/acre	Apply at the critical timings for disease control. Refer to University and/or extension guidelines for best application timings. Continue as needed on a 7- to 14-day interval. When disease pressure is severe, use the shorter intervals.  Application is not recommended at times when corn is under severe environmental stress conditions.
Rhizoctonia rots ( <i>Rhizoctonia</i> spp.)	13.6 fl oz/acre	In-furrow spray during planting directed on or below seed.
<b>Restrictions:</b> <ul style="list-style-type: none"> <li>Do not make more than 2 applications or apply more than 34.2 fl oz of PROPULSE/acre per year.</li> <li>Regardless of formulation or method of application, do not apply more than 0.446 lbs fluopyram or 0.712 lbs prothioconazole per acre per year, including soil and foliar uses.</li> <li>Apply by either ground, aerial, or chemigation application equipment.</li> <li>Pre-Harvest Interval (PHI): 0 day - sweet corn ears and forage and field corn grown for seed; 14 days - field corn, popcorn, (grain and fodder).</li> <li>To limit the potential for development of disease resistance to this fungicide, do not make more than 2 sequential applications of PROPULSE or any Group 7 or Group 3 containing fungicide before rotating with a fungicide from a different Group.</li> </ul>		

7.75"

6

4.0625"  
COPY AREA

← 4.50" →

COPY AREA  
7.375"

**COTTON (Subgroup 20C)**  
Cottonseed; cultivars, varieties and other hybrids of these.

Disease Suppression	Application Rate	Application Instructions
Target Spot Corynespora leaf spot ( <i>Corynespora cassiicola</i> ) Rust ( <i>Puccinia</i> spp.) Cercospora leaf spot ( <i>Cercospora</i> spp.) Alternaria leaf spot ( <i>Alternaria</i> spp.) Ascochyta blight ( <i>Ascochyta</i> spp.)	8.5 to 13.6 fl oz/acre	Apply PROPULSE at the first sign of disease. Repeat applications as needed on a 14-day interval if favorable conditions for disease development persist. Overhead chemigation is also effective for these diseases.

- Restrictions:**
- Do not make more than 2 applications or apply more than 17.1 fl oz of PROPULSE/acre as a foliar application per year.
  - Regardless of formulation or method of application, do not apply more than 34.2 oz (0.446 lbs fluopyram or 0.534 lbs prothioconazole) per acre per year, including soil and foliar uses.
  - May be applied by ground, aerial, or chemigation application equipment.
  - Pre-Harvest Interval (PHI): 30 days
  - To limit the potential for development of disease resistance to this fungicide, do not make more than 2 sequential applications of any Group 7 containing fungicide before rotating with a fungicide from a different Group.

**CUCURBITS (subgroups 9A, 9B)**  
**Melon subgroup:** Citron Melon; Muskmelon (hybrids and/or cultivars of Cucumis Melo including True Cantaloupe, Cantaloupe, Casaba, Crenshaw Melon, Golden Pershaw Melon, Honeydew Melon, Honey Balls, Mango Melon, Persian Melon, Pineapple Melon, Santa Claus Melon, Snake Melon); Watermelon.  
**Squash/Cucumber subgroup:** Chayote (Fruit); Chinese Waxgourd; Cucumber; Gherkin; Gourd, Edible; *Momordica* spp.; Pumpkin; Squash, Summer; Squash, Winter.

Disease Control	Application Rate	Application Instructions
Fusarium wilt Fusarium blight ( <i>Fusarium oxysporum</i> ) ( <i>Fusarium</i> spp.)	13.6 fl oz/acre	Apply at the critical timings for disease control. Refer to University and/or extension guidelines for best application timings. Continue as needed on a 5- to 10-day interval. When disease pressure is severe, use the shorter intervals.  Drip treatment is effective for control of this disease.
Gummy stem blight ( <i>Didymella</i> spp.) Southern blight ( <i>Sclerotium rofsii</i> ) Powdery mildew ( <i>Sphaerotheca fuliginea</i> / <i>Podosphaera xanthii</i> ) ( <i>Erysiphe cichoracearum</i> )	13.6 fl oz/acre	Apply at the critical timings for disease control. Refer to University and/or extension guidelines for best application timings. Continue as needed on a 5- to 10-day interval. When disease pressure is severe, use the shorter intervals.

7.75"

← 4.0625" →  
COPY AREA



4.50"

COPY AREA  
7.375"

**Restrictions:**

- Apply up to one (1) soil application and two (2) foliar applications.
- Apply by ground or chemigation application equipment.
- Do not apply more than 34.2 fl oz/acre per year.
- Regardless of formulation or method of application, do not apply more than 0.446 lbs fluopyram or 0.534 lbs prothioconazole per acre per year, including soil and foliar uses.
- Pre-Harvest Interval (PHI): 7 days
- To limit the potential for development of disease resistance to this fungicide, do not make more than 2 sequential applications of PROPULSE or any Group 7 or Group 3 containing fungicide before rotating with a fungicide from a different Group.
- Hand harvesting is prohibited.

**DRIED BEANS**

*(See separate use directions for soybean)*

Dried Cultivars Of Bean (*Lupinus* spp.) (includes Grain Lupin, Sweet Lupin, White Lupin, and White Sweet Lupin); (*Phaseolus* spp.) (includes Field Bean, Kidney Bean, Lima Bean (Dry), Navy Bean, Pinto Bean; Tepary Bean; Bean (*Vigna* spp.) (includes Adzuki Bean, Blackeyed Pea, Catjang, Crowder Pea, Moth Bean, Mung Bean, Rice Bean, Southern Pea, Urd Bean); Broad Bean (Dry); Chickpea; Guar; Lablab Bean; Lentil.

Disease Control	Application Rate	Application Instructions
White mold ( <i>Sclerotinia sclerotiorum</i> )	10.3 to 13.6 fl oz/acre	Apply at the critical timings for disease control. Refer to University and/or extension guidelines for best application timings. Continue as needed on a 7- to 14-day interval. When disease pressure is severe, use the higher rates and/or shorter intervals.
Ascochyta blight ( <i>Ascochyta</i> spp.) Mycosphaerella blight ( <i>Mycosphaerella pinodes</i> ) Gray mold <sup>1</sup> ( <i>Botrytis</i> spp.) Anthracnose ( <i>Colletotrichum lindemuthianum</i> )	8.0 to 13.6 fl oz/acre	Apply at the critical timings for disease control. Refer to University and/or extension guidelines for best application timings. Continue as needed on a 10- to 14-day interval. When disease pressure is severe, use the higher rates and/or shorter intervals. Use higher rate when growing less resistant cultivars.  Ensure that the area to be treated is covered uniformly. Good spray coverage and canopy penetration are important for best results.

**Restrictions:**

- Do not make more than 2 applications or apply more than 34.2 fl oz of PROPULSE/acre per year.
- Regardless of formulation or method of application, do not apply more than 0.446 lbs fluopyram or 0.534 lbs prothioconazole per acre per year, including soil and foliar uses.
- Apply by ground, aerial, or chemigation application equipment.
- Pre-Harvest Interval (PHI): 14 days
- To limit the potential for development of disease resistance to this fungicide, do not make more than 2 sequential applications of PROPULSE or any Group 7 or Group 3 containing fungicide before rotating with a fungicide from a different Group.
- Allow a minimum of 7 days from the last application until cutting or swathing the crop for harvest. Hand harvesting is prohibited.
- Do not feed hay or threshings or allow livestock to graze in treated areas.

<sup>1</sup>Not for use in CA without a supplemental label.

4.0625"  
COPY AREA

7.75"

← 4.50" →

COPY AREA  
7.375"

PEANUT		
Disease Control	Application Rate	Application Instructions
Early Leaf Spot <sup>1</sup> <i>(Cercospora arachidicola)</i> Late Leaf Spot <sup>1</sup> <i>(Cercosporidium personatum)</i> Rust <sup>1</sup> <i>(Puccinia spp.)</i>	13.6 fl oz/acre	Apply at the critical timings for disease control. Refer to University and/or extension guidelines for best application timings. Continue as needed on a 14-day interval.
Sclerotinia blight <i>(Sclerotinia minor)</i> Rhizoctonia Limb Rot, Peg Rot, Pod Rot <i>(Rhizoctonia solani)</i> Cyandrocladium Black Rot <i>(Cyandrocladium crotalariae)</i> (Suppression Only) Sclerotium Rot, White Mold, Southern Blight, Southern Stem Rot <i>(Sclerotium rolfsii)</i>	13.6 fl oz/acre	Apply at the critical timings for disease control. Refer to University and/or extension guidelines for best application timings. Continue as needed on a 14-day interval.  May be applied in furrow.
Nematodes	13.6 fl oz/acre	For nematode control by chemigation using overhead irrigation equipment, application should be made using 0.10 to 0.25 acre-inch of water to move PROPULSE into the soil.
<b>Restrictions:</b> <ul style="list-style-type: none"> <li>Do not make more than 2 applications or apply more than 34.2 fl oz of PROPULSE/acre per year.</li> <li>Regardless of formulation or method of application, do not apply more than 0.446 lbs fluopyram or 0.712 lbs prothioconazole per acre per year, including seed treatment, soil and foliar uses.</li> <li>Apply by ground, aerial, or chemigation application equipment.</li> <li>Pre-Harvest Interval (PHI): 14 days</li> <li>Do not feed hay or threshings or allow livestock to graze in treated areas.</li> <li>To limit the potential for development of disease resistance to this fungicide, do not make more than 2 sequential applications of PROPULSE or any Group 7 or Group 3 containing fungicide before rotating with a fungicide from a different Group.</li> </ul> <sup>1</sup> Not for use in CA without a supplemental label.		

7.75"

← 4.0625" →  
COPY AREA

4.50"

COPY AREA  
7.375"

SOYBEAN		
Disease Control	Application Rate	Application Instructions
White mold <sup>1</sup> ( <i>Sclerotinia sclerotiorum</i> )	6.0 to 8.0 fl oz/acre	Apply at the critical timings for disease control. Refer to University and/or extension guidelines for best application timings. Continue as needed on a 10- to 14-day interval. When disease pressure is severe, use the shorter intervals.
Brown spot <sup>1</sup> ( <i>Septoria glycines</i> )		
Phomopsis stem blight <sup>1</sup> ( <i>Diaporthe phaseolorum</i> )		
Asian Soybean Rust ( <i>Phakopsora pachyrhizi</i> )	10.2 fl oz/acre	
Charcoal rot ( <i>Macrophomina phaseolina</i> ) <sup>1</sup>		
Frog Eye Leaf Spot ( <i>Cercospora sojina</i> )		
Powdery Mildew ( <i>Microsphaera diffusa</i> )		

**Restrictions:**

- Do not make more than 2 applications or apply more than 30.9 fl oz of PROPULSE/acre per year.
- Regardless of formulation or method of application, do not apply more than 0.446 lbs fluopyram or 0.403 lbs prothioconazole per acre per year, including seed treatment, soil and foliar uses.
- Apply by either ground, aerial, or chemigation application equipment.
- Pre-Harvest Interval (PHI): 21 days
- Do not apply PROPULSE within 21 days of harvest.
- To limit the potential for development of disease resistance to this fungicide, do not make more than 2 sequential applications of PROPULSE or any Group 7 or Group 3 containing fungicide before rotating with a fungicide from a different Group.
- Do not allow livestock to graze soybean forage or hay and do not harvest soybean forage or bean hay for food or feed.

<sup>1</sup>Not for use in CA without a supplemental label.

SUGARBEET		
Disease Control	Application Rate	Application Instructions
Cercospora leaf spot ( <i>Cercospora beticola</i> )	13.6 fl oz/acre	Apply at the critical timings for disease control. Refer to University and/or extension guidelines for best application timings. Continue as needed on a 14-day interval.
Rhizoctonia ( <i>Rhizoctonia</i> spp.)		
Powdery mildew ( <i>Erysiphe polygoni</i> )	6 to 13.6 fl oz/acre	
Pest Suppression	Application Rate	Application Instructions
Nematodes	10 to 13.6 fl oz/acre	<b>Soil Application</b> Apply specified dosage using any of the following methods: - In-furrow spray during planting directed on or below seed. - Chemigation using overhead irrigation equipment. A minimum of 0.5 inch of water is recommended. Minimum 14-day interval between applications.
Rhizoctonia ( <i>Rhizoctonia</i> spp.)		

10

4.0625"

COPY AREA

7.75"

4.50"

COPY AREA

7.375"

**Restrictions:**

- Do not make more than 2 applications or apply more than 34.2 fl oz of PROPULSE/acre per year.
- Regardless of formulation or method of application, do not apply more than 0.446 lbs fluopyram or 0.534 lbs prothioconazole per acre per year, including soil and foliar uses.
- Apply by either ground, aerial, or chemigation application equipment.
- Pre-Harvest Interval (PHI): 7 days
- To limit the potential for development of disease resistance to this fungicide, do not make more than 2 sequential applications of PROPULSE or any Group 7 or Group 3 containing fungicide before rotating with a fungicide from a different Group.

**STORAGE AND DISPOSAL**

Do not contaminate water, food, or feed by storage or disposal.

**Storage:** Do not store below freezing. If stored for 1 year or longer, shake well before using. Store the tightly closed container away from feeds, seeds, fertilizer, plants, and foodstuffs. Keep the product in the original container during storage.

**Pesticide Disposal:** Pesticide wastes may be toxic. Improper disposal of unused pesticide, spray mixture, or rinse water is a violation of federal law. If these wastes cannot be disposed of by use according to label instruction, contact your State Pesticide or Environmental Control Agency, or the Hazardous Waste representative at the nearest EPA Regional Office for guidance in proper disposal methods.

**Container Handling:**

**Non-Seed Treatment Products in Non-Refillable Containers**

Rigid, Non-refillable containers (equal to or less than 5 gallons)  
Non-refillable container. Do not reuse or refill this container. Offer for recycling, if available. Triple rinse or pressure rinse container (or equivalent) promptly after emptying. Triple rinse as follows: Empty the remaining contents into application equipment or a mix tank and drain for 10 seconds after the flow begins to drip. Fill the container 1/4 full with water and recap. Shake for 10 seconds. Pour rinsate into application equipment or a mix tank or store rinsate for later use or disposal. Drain for 10 seconds after the flow begins to drip. Repeat this procedure two more times.

Pressure rinse as follows: Empty the remaining contents into application equipment or a mix tank and continue to drain for 10 seconds after the flow begins to drip. Hold container upside down over application equipment or mix tank or collect rinsate for later use or disposal. Insert pressure rinsing nozzle in the side of the container, and rinse at about 40 PSI for at least 30 seconds. Drain for 10 seconds after the flow begins to drip.

Once container is rinsed, offer for recycling if available or puncture and dispose of in a sanitary landfill.

**Dilutable Non-Seed Treatment Products in Rigid Non-refillable Containers that are Too Large to Shake (i.e., with capacities greater than 5 gallons or 50 lbs)**

Non-refillable container. Do not reuse or refill this container. Refer to Bottom Discharge IBC or Top Discharge IBC, Drums, Kegs information as follows.

**Bottom Discharge IBC (e.g. – Schuetz Caged IBC or Snyder Square Stackable)**

Pressure rinsing the container before final disposal is the responsibility of the person disposing of the container. To pressure rinse the container before final disposal, empty the remaining contents from the IBC into application equipment or mix tank. Raise the bottom of the IBC by 1.5 inches on the side which is opposite of the bottom discharge valve to promote more complete product removal. Completely remove the top lid of the IBC. Use water pressurized to at least 40 PSI to rinse all interior portions. Continuously pump or drain rinsate into application equipment or rinsate collection system while pressure rinsing. Continue pressure rinsing for 2 minutes or until rinsate becomes clear. Replace the lid and close bottom valve.

Once container is rinsed, offer for recycling if available or puncture and dispose of in a sanitary landfill or by incineration.

7.75"

4.0625"

COPY AREA

4.50"

**IMPORTANT: READ BEFORE USE**

Read the entire Directions for Use, Conditions, Disclaimer of Warranties and Limitations of Liability before using this product. If terms are not acceptable, return the unopened product container at once.

By using this product, user or buyer accepts the following Conditions, Disclaimer of Warranties and Limitations of Liability.

**CONDITIONS:** The directions for use of this product are believed to be adequate and must be followed carefully. However, it is impossible to eliminate all risks associated with the use of this product. Crop injury, ineffectiveness or other unintended consequences may result because of such factors as weather conditions, presence of other materials, or the manner of use or application, all of which are beyond the control of Bayer CropScience. All such risks shall be assumed by the user or buyer.

**DISCLAIMER OF WARRANTIES:** TO THE EXTENT CONSISTENT WITH APPLICABLE LAW, BAYER CROPSCIENCE MAKES NO OTHER WARRANTIES, EXPRESS OR IMPLIED, OF MERCHANTABILITY OR OF FITNESS FOR A PARTICULAR PURPOSE OR OTHERWISE, THAT EXTEND BEYOND THE STATEMENTS MADE ON THIS LABEL. No agent of Bayer CropScience is authorized to make any warranties beyond those contained herein or to modify the warranties contained herein. TO THE EXTENT CONSISTENT WITH APPLICABLE LAW, BAYER CROPSCIENCE SHALL NOT BE LIABLE FOR SPECIAL, INCIDENTAL OR CONSEQUENTIAL DAMAGES RESULTING FROM THE USE OR HANDLING OF THIS PRODUCT.

**LIMITATIONS OF LIABILITY:** TO THE EXTENT CONSISTENT WITH APPLICABLE LAW, THE EXCLUSIVE REMEDY OF THE USER OR BUYER FOR ANY AND ALL LOSSES, INJURIES OR DAMAGES RESULTING FROM THE USE OR HANDLING OF THIS PRODUCT, WHETHER IN CONTRACT, WARRANTY, TORT, NEGLIGENCE, STRICT LIABILITY OR OTHERWISE, SHALL NOT EXCEED THE PURCHASE PRICE PAID, OR AT BAYER CROPSCIENCE'S ELECTION, THE REPLACEMENT OF PRODUCT.

PROPULSE is specially formulated and sold by Bayer CropScience LP for the control of various pathogens according to the directions on this label. The purchase price of PROPULSE includes a prepaid license under which purchaser agrees to employ the purchased quantity of PROPULSE only for the above-specified uses and to provide notice of the terms and conditions of this license to any subsequent purchaser. Uses of PROPULSE other than those specified on this label are not licensed through the purchase of this product.

Bayer

12


COPY AREA


7.375"


7.75"

4.0625"

COPY AREA









BASE LABEL

5.50"

NET CONTENTS: 2 1/2 GALLONS

COPY AREA  
7.50"

7.75"

**PROPULSE®**

GROUP 7 3 FUNGICIDE

A fungicide for control of diseases in: Bushberries (subgroup 13-07B); Canola; Corn; Cotton (subgroup 20C); Crambe; Cucurbits (subgroups 9A/9B); Dried Beans; Peanut; Rapeseed; Soybean; Sugarbeet.

<b>ACTIVE INGREDIENTS:</b>	
FLUOPYRAM*: .....	17.4%
PROTHIOCONAZOLE*: .....	17.4%
<b>OTHER INGREDIENTS:</b> .....	<b>65.2%</b>
Contains 1.67 lbs FLUOPYRAM and 1.67 lbs PROTHIOCONAZOLE per gallon	<b>TOTAL: 100.0%</b>

\*(CAS Numbers 658066-35-4 and 178928-70-6)

EPA Reg. No. 264-1084  
SUSPENSION CONCENTRATE

**KEEP OUT OF REACH OF CHILDREN**

See additional precautionary statements and directions for use on label.

**FIRST AID**

<b>IF SWALLOWED:</b>	<ul style="list-style-type: none"> <li>Call a poison control center or doctor immediately for treatment advice.</li> <li>Do not induce vomiting unless told to do so by a poison control center or doctor.</li> <li>Have person sip a glass of water if able to swallow.</li> <li>Do not give anything to an unconscious person.</li> </ul>
<b>IF ON SKIN OR CLOTHING:</b>	<ul style="list-style-type: none"> <li>Take off contaminated clothing.</li> <li>Rinse skin immediately with plenty of water for 15-20 minutes.</li> <li>Call a poison control center or doctor for treatment advice.</li> </ul>
<b>IF INHALED:</b>	<ul style="list-style-type: none"> <li>Move person to fresh air.</li> <li>If person is not breathing, call 911 or an ambulance, then give artificial respiration, preferably mouth-to-mouth if possible.</li> <li>Call a poison control center or doctor for further treatment advice.</li> </ul>
<b>IF IN EYES:</b>	<ul style="list-style-type: none"> <li>Hold eye open and rinse slowly and gently with water for 15 to 20 minutes. Remove contact lenses, if present, after the first 5 minutes, then continue rinsing eye.</li> <li>Call a poison control center or doctor for treatment advice.</li> </ul>

**STORAGE AND DISPOSAL**

Do not contaminate water, food, or feed by storage or disposal.

**Storage:** Do not store below freezing. If stored for 1 year or longer, shake well before using. Store the tightly closed container away from feeds, seeds, fertilizer, plants, and foodstuffs. Keep the product in the original container during storage.

**Pesticide Disposal:** Pesticide wastes may be toxic. Improper disposal of unused pesticide, spray mixture, or rinse water is a violation of federal law. If these wastes cannot be disposed of by use according to label instruction, contact your State Pesticide or Environmental Control Agency, or the Hazardous Waste representative at the nearest EPA Regional Office for guidance in proper disposal methods.

**Container Handling: Non-Seed Treatment Products in Non-Refillable Containers**

Rigid, Non-refillable containers (equal to or less than 5 gallons)

Non-refillable container. Do not reuse or refill this container. Offer for recycling, if available. Triple rinse or pressure rinse container (or equivalent) promptly after emptying. Triple rinse as follows: Empty the remaining contents into application equipment or a mix tank and drain for 10 seconds after the flow begins to drip. Fill the container 1/4 full with water and recap. Shake for 10 seconds. Pour rinsate into application equipment or a mix tank or store rinsate for later use or disposal. Drain for 10 seconds after the flow begins to drip. Repeat this procedure two more times.

Pressure rinse as follows: Empty the remaining contents into application equipment or a mix tank and continue to drain for 10 seconds after the flow begins to drip. Hold container upside down over application equipment or mix tank or collect rinsate for later use or disposal. Insert pressure rinsing nozzle in the side of the container, and rinse at about 40 PSI for at least 30 seconds. Drain for 10 seconds after the flow begins to drip.

Once container is rinsed, offer for recycling if available or puncture and dispose of in a sanitary landfill.

In case of spills, poisoning or fire call telephone emergency response number 1-800-334-7577 (24 hours a day).

Take container, label or product name and registration number with you when seeking medical attention.

**TOXICOLOGICAL INFORMATION:** Treat Symptomatically. Medical Personnel should contact Bayer's medical information services, Toll Free: 1-800-334-7577.

**For PRODUCT USE Information Call 1-866-99BAYER (1-866-992-2937)**

**PRECAUTIONARY STATEMENTS HAZARDS TO HUMANS AND DOMESTIC ANIMALS**

Harmful if swallowed, inhaled, or absorbed through skin. Avoid contact with skin, eyes, or clothing. Wash thoroughly with soap and water after handling and before eating, drinking, chewing gum, and using tobacco or using the toilet.

Bayer CropScience LP  
800 N. Lindbergh Blvd.  
St. Louis, MO 63167  
PROPULSE is a registered trademark of Bayer.  
©2020 Bayer CropScience  
US61380475H 171027Hv4 01/20



0.875"

4.125"

0.50"

COPY AREA