

GROUP 11 | 3 FUNGICIDES

PULL HERE TO OPEN ►



# Quadris Top<sup>®</sup>

## Fungicide

syngenta<sup>®</sup>

*Active Ingredients:*

Azoxystrobin* . . . . .	18.2%
Difenoconazole** . . . . .	11.4%

<i>Other Ingredients:</i>	70.4%
---------------------------	-------

<i>Total:</i>	100.0%
---------------	--------

\*CAS No. 131860-33-8

\*\*CAS No. 119446-68-3

Quadris Top Fungicide is formulated as a suspension concentrate (SC) containing 1.67 lb of azoxystrobin active ingredient and 1.05 lb of difenoconazole active ingredient per gallon.

**KEEP OUT OF REACH OF CHILDREN.**

### CAUTION

See additional precautionary statements and directions for use inside booklet.

**Product of United Kingdom  
Formulated in the USA**

EPA Reg. No. 100-1313

EPA Est. 100-NE-001

**SCP 1313A-L5B 0717  
4085713**

**2.5 gallons**  
Net Contents



®

<b>FIRST AID</b>	
<b>If swallowed</b>	<ul style="list-style-type: none"> <li>• Call a poison control center or doctor immediately for treatment advice.</li> <li>• Have person sip a glass of water if able to swallow.</li> <li>• Do not induce vomiting unless told to by a poison control center or doctor.</li> <li>• Do not give anything by mouth to an unconscious person.</li> </ul>
<b>If on skin</b>	<ul style="list-style-type: none"> <li>• Take off contaminated clothing.</li> <li>• Rinse skin immediately with plenty of water for 15-20 minutes.</li> <li>• Call a poison control center or doctor for treatment advice.</li> </ul>
<b>If in eyes</b>	<ul style="list-style-type: none"> <li>• Hold eye open and rinse slowly and gently with water for 15-20 minutes. Remove contact lenses, if present, after the first 5 minutes, then continue rinsing eye.</li> <li>• Call a poison control center or doctor for treatment advice.</li> </ul>
Have the product container or label with you when calling a poison control center or doctor, or going for treatment.	
<b>HOT LINE NUMBER</b> For 24-Hour Medical Emergency Assistance (Human or Animal) Or Chemical Emergency Assistance (Spill, Leak, Fire or Accident) Call <b>1-800-888-8372</b>	

## PRECAUTIONARY STATEMENTS

### Hazards to Humans and Domestic Animals

#### CAUTION

Harmful if swallowed or absorbed through skin. Causes moderate eye irritation. Avoid contact with skin, eyes or clothing. Wear protective eyewear. Wash thoroughly with soap and water after handling and before eating, drinking, chewing gum, using tobacco, or using the toilet. Remove and wash contaminated clothing before reuse.

#### Personal Protective Equipment (PPE)

##### Applicators and other handlers must wear:

- Long-sleeved shirt and long pants
- Shoes plus socks
- Waterproof gloves

#### User Safety Requirements

Follow manufacturer's instructions for cleaning/maintaining PPE. If no such instructions for washables exist, use detergent and hot water. Keep and wash PPE separately from other laundry.

#### Engineering Controls

When handlers use closed systems, enclosed cabs, or aircraft in a manner that meets the requirements listed in the Worker Protection Standard (WPS) for agricultural pesticides [40 CFR 170.240(d)(4-6)], the handler PPE requirements may be reduced or modified as specified in the WPS.

*continued...*

## PRECAUTIONARY STATEMENTS *(continued)*

### User Safety Recommendations

#### Users should:

- Wash hands before eating, drinking, chewing gum, using tobacco, or using the toilet.
- Remove clothing/PPE immediately if pesticide gets inside. Then wash thoroughly and put on clean clothing.
- Remove PPE immediately after handling this product. Wash the outside of gloves before removing. As soon as possible, wash thoroughly and change into clean clothing.

### Environmental Hazards

Difenoconazole is toxic to fish, mammals and aquatic invertebrates. Drift and runoff may be hazardous to **estuarine/marine** organisms in water adjacent to treated area.

Azoxystrobin is toxic to freshwater and estuarine/marine fish and aquatic invertebrates. Azoxystrobin can be persistent for several months or longer.

Do not discharge effluent containing this product into lakes, streams, ponds, estuaries, oceans or other waters unless in accordance with the requirements of a National Pollutant Discharge Elimination System (NPDES) permit and the permitting authority has been notified in writing prior to discharge. Do not discharge effluent containing this product to sewer systems without previously notifying the local sewage treatment plant authority. For guidance, contact your State Water Board or regional office of the EPA.

For terrestrial uses: Do not apply directly to water, or to areas where surface water is present or to intertidal areas below the mean high water mark. Drift and runoff may be hazardous to aquatic organisms in water adjacent to treated areas. Do not contaminate water when disposing of equipment washwater or rinsate.

### Groundwater Advisory

Azoxystrobin and a degradate of azoxystrobin are known to leach through soil into groundwater under certain conditions as a result of label use. This chemical may leach into groundwater if used in areas where soils are permeable, particularly where the water table is shallow.

### Surface Water Advisory

This product may impact surface water quality due to runoff of rain water. This is especially true for poorly draining soils and soils with shallow ground water. This product is classified as having a high potential for reaching surface water via runoff for several months or more after application. A level, well-maintained vegetative buffer strip between areas to which this product is applied and surface water features such as ponds, streams, and springs will reduce the potential loading of Azoxystrobin **and a degradate of Azoxystrobin** from runoff water and sediment. Runoff of this product will be reduced by avoiding applications when rainfall or irrigation is expected to occur within 48 hours.

Notify State and/or Federal authorities and Syngenta immediately if you observe any adverse environmental effects due to use of this product.

## CONDITIONS OF SALE AND LIMITATION OF WARRANTY AND LIABILITY

**NOTICE:** Read the entire Directions for Use and Conditions of Sale and Limitation of Warranty and Liability before buying or using this product. If the terms are not acceptable, return the product at once, unopened, and the purchase price will be refunded.

The Directions for Use of this product must be followed carefully. It is impossible to eliminate all risks inherently associated with the use of this product. Crop injury, ineffectiveness or other unintended consequences may result because of such factors as manner of use or application, weather or crop conditions, presence of other materials or other influencing factors in the use of the product, which are beyond the control of SYNGENTA CROP PROTECTION, LLC or Seller. To the extent permitted by applicable law, Buyer and User agree to hold SYNGENTA and Seller harmless for any claims relating to such factors.

SYNGENTA warrants that this product conforms to the chemical description on the label and is reasonably fit for the purposes stated in the Directions for Use, subject to the inherent risks referred to above, when used in accordance with directions under normal use conditions. To the extent permitted by applicable law: (1) this warranty does not extend to the use of this product contrary to label instructions, or under conditions not reasonably foreseeable to or beyond the control of Seller or SYNGENTA, and, (2) Buyer and User assume the risk of any such use. TO THE EXTENT PERMITTED BY APPLICABLE LAW, SYNGENTA MAKES NO WARRANTIES OF MERCHANTABILITY OR OF FITNESS FOR A PARTICULAR PURPOSE NOR ANY OTHER EXPRESS OR IMPLIED WARRANTY EXCEPT AS WARRANTED BY THIS LABEL.

To the extent permitted by applicable law, in no event shall SYNGENTA be liable for any incidental, consequential or special damages resulting from the use or handling of this product. **TO THE EXTENT PERMITTED BY APPLICABLE LAW, THE EXCLUSIVE REMEDY OF THE USER OR BUYER, AND THE EXCLUSIVE LIABILITY OF SYNGENTA AND SELLER FOR ANY AND ALL CLAIMS, LOSSES, INJURIES OR DAMAGES (INCLUDING CLAIMS BASED ON BREACH OF WARRANTY, CONTRACT, NEGLIGENCE, TORT, STRICT LIABILITY OR OTHERWISE) RESULTING FROM THE USE OR HANDLING OF THIS PRODUCT, SHALL BE THE RETURN OF THE PURCHASE PRICE OF THE PRODUCT OR, AT THE ELECTION OF SYNGENTA OR SELLER, THE REPLACEMENT OF THE PRODUCT.**

SYNGENTA and Seller offer this product, and Buyer and User accept it, subject to the foregoing Conditions of Sale and Limitation of Warranty and Liability, which may not be modified except by written agreement signed by a duly authorized representative of SYNGENTA.

## DIRECTIONS FOR USE

It is a violation of Federal Law to use this product in a manner inconsistent with its labeling.

Do not apply this product in a way that will contact workers or other persons, either directly or through drift. Only protected handlers may be in the area during application. For any requirements specific to your State or Tribe, consult the agency responsible for pesticide regulation.

### AGRICULTURAL USE REQUIREMENTS

Use this product only in accordance with its labeling and with the Worker Protection Standard, 40 CFR Part 170. This Standard contains requirements for the protection of agricultural workers on farms, forests, nurseries, and greenhouses, and handlers of agricultural pesticides. It contains requirements for training, decontamination, notification, and emergency assistance. It also contains specific instructions and exceptions pertaining to the statements on this label about personal protective equipment (PPE) and restricted-entry interval. The requirements in this box only apply to uses of this product that are covered by the Worker Protection Standard.

**Do not enter or allow worker entry into treated areas during the restricted-entry interval (REI) of 12 hours.**

PPE required for early entry to treated areas that is permitted under the Worker Protection Standard and that involves contact with anything that has been treated, such as plants, soil, or water is:

- Coveralls
- Chemical-resistant gloves made of any waterproof materials such as polyvinyl chloride, nitrile rubber or butyl rubber.
- Shoes plus socks

### PRODUCT INFORMATION

Quadris Top Fungicide is a broad-spectrum product containing two fungicides. It has preventative, systemic and curative properties and is recommended for the control of many important plant diseases. Quadris Top Fungicide provides excellent disease control of many leaf spots and powdery mildews. Quadris Top Fungicide is applied as a foliar spray and can be used in block, alternating spray or tank-mix programs with other crop protection products. All applications should be made according to the use directions that follow.

## USE PRECAUTIONS AND RESTRICTIONS

**FAILURE TO FOLLOW DIRECTIONS AND PRECAUTIONS ON THIS LABEL MAY RESULT IN CROP INJURY, POOR DISEASE CONTROL, AND/OR ILLEGAL RESIDUES.**

### ATTENTION

Quadris Top Fungicide is extremely phytotoxic to certain apple varieties.

AVOID SPRAY DRIFT. Extreme care must be used to prevent injury to apple trees (and apple fruit).

DO NOT spray Quadris Top Fungicide where spray drift may reach apple trees.

DO NOT spray when conditions favor drift beyond area intended for application. Conditions which may contribute to drift include thermal inversion, wind speed and direction, sprayer nozzle/pressure combinations, spray droplet size, etc. Contact your State Extension Agent for spray drift prevention guidelines in your area.

DO NOT use spray equipment which has been previously used to apply Quadris Top Fungicide to spray apple trees. Even trace amounts can cause unacceptable phytotoxicity to certain apple and crabapple varieties.

AVOIDING SPRAY DRIFT IS THE RESPONSIBILITY OF THE APPLICATOR.

## USE INFORMATION

**Application:** Thorough coverage is necessary to provide good disease control. Make no more spray solution than is needed for application. Avoid spray overlap, as crop injury may occur.

**Adjuvants:** When an adjuvant is to be used with this product, the use of an adjuvant that meets the standards of the Chemical Producers and Distributors Association (CPDA) adjuvant certification program is recommended.

**Use of Adjuvants:** Under certain weather conditions (particularly high temperatures) Quadris Top Fungicide in combination with high rates of silicone-based or oil containing (petroleum or crop) additives or adjuvants may cause injury. Do not exceed 0.125% adjuvant (v/v). Consult a Syngenta representative for more information concerning additives or adjuvants.

A tank mixture with Dimethoate may cause crop injury.

On fresh market tomatoes, do not use adjuvants or tank mix Quadris Top Fungicide with any EC product.

**Efficacy:** Under certain conditions conducive to extended infection periods, use another registered fungicide for additional applications if the maximum amount of Quadris Top Fungicide has been used. If resistant isolates to Group 3 or Group 11 fungicides are present, efficacy can be reduced for certain diseases. The higher rates in the rate range and/or shorter spray intervals may be required under conditions of heavy infection pressure, with highly susceptible varieties, or when environmental conditions are conducive to disease.

**Integrated Pest Management (IPM):** Quadris Top Fungicide should be integrated into an overall disease and pest management strategy whenever the use of a fungicide is required. Cultural practices known to reduce disease development should be followed. Consult your local agricultural authorities for additional IPM strategies established for your area. Quadris Top Fungicide may be used in State Agricultural Extension advisory (disease forecasting) programs which recommend application timing based on environmental factors favorable for disease development.

### Resistance Management

GROUP	11	3	FUNGICIDES
-------	----	---	------------

Quadris Top Fungicide contains two fungicides - azoxystrobin, a strobilurin fungicide in Group 11 and difenoconazole, a triazole fungicide in Group 3. Fungal pathogens can develop resistance to products with the same mode of action when used repeatedly. Because resistance development cannot be predicted, use of this product should conform to resistance management strategies established for the crop and use area. Consult your local or state agricultural authorities for resistance management strategies that are complementary to those in this label. Resistance management strategies may include rotating and/or tank mixing with products having different modes of action or limiting the total number of applications per season. Syngenta encourages responsible resistance management to ensure effective long-term control of the fungal diseases on this label. Quadris Top Fungicide should not be alternated or tank mixed with any fungicide to which resistance has already developed.

As part of a resistance management strategy:

- Apply a maximum of 4 sprays during one crop cycle.
- Apply no more than 2 sequential applications unless otherwise stated in the crop section.
- When tank mixing or alternating, use an effective partner – one that provides satisfactory disease control when used alone at the mixture rate.

**Rotational Crops:** Please see the following table for the crop rotational restrictions:

Rotational Crops	Planting Time From Last Quadris Top Fungicide Application
Artichoke, Globe Bean and Pea, Dried Shelled Subgroup 6C Berry, Bushberry Subgroup 13-07B Berry, Low Growing, Subgroup 13-07G, except Cranberry Brassica (Cole) Leafy Vegetables Bulb Vegetables Carrots Chickpeas Cotton Cucurbit Vegetables Eggplant Fruiting Vegetables Crop Group 8-10 Ginseng Okra Pepper Potatoes Rice Soybeans Strawberries Sugar Beets Tomatoes Tuberous & Corm Vegetable Subgroup 1C Wild Rice	0 days
Cereals (Wheat, Barley, Triticale) Oats Rye Root and Tuber Vegetables, Crop Group 1 (except Carrot, Sugar Beet, and Tuberous Corm Vegetable Subgroup 1C)	30 days
Buckwheat Millet	365 days
All Other Crops Intended for Food and Feed	60 days

**Crop Tolerance:** Plant tolerance has been found to be acceptable for all crops on the label, however, not all possible tank-mix combinations have been tested under all conditions. When possible, it is recommended to test the combinations on a small portion of the crop to ensure that a phytotoxic response will not occur as a result of application. See USE PRECAUTIONS AND RESTRICTIONS regarding apple phytotoxicity.

**Greenhouse Use:** For resistance management, do not use Quadris Top Fungicide for transplant production.

**Spray Drift Management:** To avoid spray drift, do not apply when conditions favor drift beyond the target area. The interaction of many equipment and weather related factors determine the potential for spray drift. AVOIDING SPRAY DRIFT AT THE APPLICATION SITE IS THE RESPONSIBILITY OF THE APPLICATOR AND THE GROWER. More information on managing spray drift can be found on the Syngenta Crop Protection website under Stewardship ([http://www.syngentacropprotection-us.com/enviro/driftmanagement/index.asp?nav=drift\\_management](http://www.syngentacropprotection-us.com/enviro/driftmanagement/index.asp?nav=drift_management)).

## MIXING AND APPLICATION METHODS

### Spray Equipment

#### Nozzles

- Equip sprayers with nozzles that provide accurate and uniform application.
- Use the same size nozzles uniformly spaced across the boom.
- Calibrate sprayer before use.
- Use screens to protect the pump and to prevent nozzles from clogging.
- On suction side of pump use screens that are *16-mesh or coarser*.
- Do not place a screen in the recirculation line.
- Use 50-mesh or coarser screens between the pump and boom, and where required, at the nozzles.
- Check nozzle manufacturer's recommendations.

#### Pump

- Use a pump with capacity to:
  - (1) Maintain 35-40 psi at nozzles.
  - (2) Provide sufficient agitation in tank to keep mixture in suspension - this requires recirculation of 10% of tank volume per minute.
- Use a jet agitator or liquid sparge tube for agitation.
- Do not air sparge.

For more information on spray equipment and calibration, consult sprayer manufacturer's and state recommendations. For specific local directions and spray schedules, consult the current state agricultural recommendations.

#### Mixing Instructions

- Quadris Top Fungicide is a suspension concentrate (SC) formulation.
- Prepare no more spray mixture than is required for the immediate operation.
- Thoroughly clean spray equipment before using this product.
- Agitate the spray solution before and during application.
- Rinse spray tank thoroughly with clean water after each day's use and dispose of pesticide rinsate by application to an already treated area.

#### Quadris Top Fungicide Alone (No Tank Mix)

- Add  $1/2$ - $2/3$  of the required amount of water to the spray or mixing tank.
- With the agitator running, add Quadris Top Fungicide to the tank.
- Continue agitation while adding the remainder of the water.
- Begin application of the spray solution after Quadris Top Fungicide has completely dispersed into the mix water.
- Maintain agitation until all of the mixture has been sprayed.

**Quadris Top Fungicide + Tank Mixtures:** Quadris Top Fungicide is usually compatible with tank-mix partners listed on this label. To determine the physical compatibility of Quadris Top Fungicide with other products, use a jar test. Using a quart jar, add the proportionate amounts of the products to 1 qt of water. Add wettable powders and water dispersible granular products first, then liquid flowables, and emulsifiable concentrates last. After thoroughly mixing, let stand for at least 5 minutes. If the combination remains mixed or can be remixed readily, it is physically compatible. Once compatibility has been proven, use the same procedure for adding required ingredients to the spray tank.

**Tank Mixtures:** All directions for use, crops/sites, use rates, dilution rates, precautions, and limitations which appear on the tank-mix product label must be observed. The label dosage for the tank-mix partner is not to be exceeded, and the most restrictive label precautions and limitations are to be followed.

#### Mixing in the Spray Tank

- Add  $1/2$ - $2/3$  of the required amount of water to the spray or mixing tank.
- With the agitator running, add the tank-mix partner(s) into the tank in the same order as described above.
- Allow the material to completely dissolve and disperse into the mix water. Continue agitation while adding the remainder of the water and Quadris Top Fungicide to the spray tank.

- Allow Quadris Top Fungicide to completely disperse.
- Spray the mixture with the agitator running.

### **Application Instructions**

Quadris Top Fungicide may be applied with many types of spray equipment commonly used for making ground and aerial applications. Proper adjustments and calibration of spraying equipment to give good canopy penetration and coverage is essential for good disease control.

#### **Ground Application**

- Apply in a minimum of 10 gal of water per acre, unless specified otherwise.
- Do not apply through any ultra-low volume (ULV) spray system.
- Thorough coverage is necessary to provide good disease control.

#### **Aerial Application**

- Use only on crops where aerial applications are indicated.
- Thorough coverage is necessary to provide good disease control.
- Apply in a minimum of 5 gallons of water per acre unless specified otherwise.
- Do not apply under conditions when uniform coverage cannot be obtained or when excessive spray drift may occur.
- Do not apply directly to humans or animals.
- Do not apply through any ultra-low volume (ULV) spray system.

### **ATTENTION**

Quadris Top Fungicide is extremely phytotoxic to certain apple varieties.

AVOID SPRAY DRIFT. Extreme care must be used to prevent injury to apple trees (and apple fruit).

DO NOT spray Quadris Top Fungicide where spray drift may reach apple trees.

DO NOT spray when conditions favor drift beyond area intended for application.

Conditions which may contribute to drift include thermal inversion, wind speed and direction, sprayer nozzle/pressure combinations, spray droplet size, etc. Contact your State Extension Agent for spray drift prevention guidelines in your area.

DO NOT use spray equipment which has been previously used to apply Quadris Top Fungicide to spray apple trees. Even trace amounts can cause unacceptable phytotoxicity to certain apple and crabapple varieties.

AVOIDING SPRAY DRIFT IS THE RESPONSIBILITY OF THE APPLICATOR.

#### **Application Through Irrigation Systems (Chemigation)**

- Use only on crops for which chemigation is specified on this label.
- Apply this product only through center pivot, solid set, hand move, or moving wheel irrigation systems. Do not apply this product through any other type of irrigation system.
- Crop injury, lack of effectiveness, or illegal pesticide residues in the crop can result from non-uniform distribution of treated water.
- Apply in 0.1-0.25 inches/acre. Excessive water may reduce efficacy.
- If you have questions about calibration, you should contact State Extension Service specialists, equipment manufacturers, or other experts.
- Do not connect an irrigation system (including greenhouse systems) used for pesticide application to a public water system, unless the pesticide label-prescribed safety devices for public water systems are in place.
- A person knowledgeable of the chemigation system and responsible for its operation, or under the supervision of the responsible person, shall shut the system down and make necessary adjustments should the need arise.

#### **Operating Instructions**

1. The system must contain a functional check-valve, vacuum relief valve, and low pressure drain appropriately located on the irrigation pipeline to prevent water-source contamination from backflow.
2. The pesticide injection pipeline must contain a functional, automatic, quick-closing check-valve to prevent the flow of fluid back toward the injection pump.



3. The pesticide injection pipeline must also contain a functional, normally closed, solenoid-operated valve located on the intake side of the injection pump and connected to the system interlock to prevent fluid from being withdrawn from the supply tank when the irrigation system is either automatically or manually shut down.
4. The system must contain functional interlocking controls to automatically shut off the pesticide injection pump when the water pump motor stops.
5. The irrigation line or water pump must include a functional pressure switch which will stop the water pump motor when the water pressure decreases to the point where pesticide distribution is adversely affected.
6. Systems must use a metering pump, such as a positive displacement injection pump (e.g., diaphragm pump), effectively designed and constructed of materials that are compatible with pesticides and capable of being fitted with a system interlock.
7. Do not apply when wind speed favors drift beyond the area intended for treatment.

### **Center Pivot Irrigation Equipment**

**Notes:** (1) Use only with drive systems which provide uniform water distribution. (2) Do not use end guns when chemigating Quadris Top Fungicide through center pivot systems because of non-uniform application.

- Determine the size of the area to be treated.
- Determine the time required to apply 1/8-1/2 inch of water over the area to be treated when the system and injection equipment are operated at normal pressures as recommended by the equipment manufacturer. When applying Quadris Top Fungicide through irrigation equipment use the lowest obtainable water volume while maintaining uniform distribution. Run the system at 80-95% of the manufacturer's rated capacity.
- Using water, determine the injection pump output when operated at normal line pressure.
- Determine the amount of Quadris Top Fungicide required to treat the area covered by the irrigation system.
- Add the required amount of Quadris Top Fungicide and sufficient water to meet the injection time requirements to the solution tank.
- Make sure the system is fully charged with water before starting injection of the Quadris Top Fungicide solution. Time the injection to last at least as long as it takes to bring the system to full pressure.
- Maintain constant solution tank agitation during the injection period.
- Continue to operate the system until the Quadris Top Fungicide solution has cleared the sprinkler head.

### **Solid Set, Hand Move, and Moving Wheel Irrigation Equipment**

- Determine the acreage covered by the sprinklers.
- Fill injector solution tank with water and adjust flow rate to use the contents over a 20- to 30-minute interval. When applying Quadris Top Fungicide through irrigation equipment use the lowest obtainable water volume while maintaining uniform distribution.
- Determine the amount of Quadris Top Fungicide required to treat the area covered by the irrigation system.
- Add the required amount of Quadris Top Fungicide into the same quantity of water used to calibrate the injection period.
- Operate the system at the same pressure and time interval established during the calibration.
- Stop injection equipment after treatment is completed. Continue to operate the system until the Quadris Top Fungicide solution has cleared the last sprinkler head.

## **SPECIFIC INSTRUCTIONS FOR PUBLIC WATER SYSTEMS**

1. Public water system means a system for the provision to the public of piped water for human consumption if such system has at least 15 service connections or regularly serves an average of at least 25 individuals daily at least 60 days out of the year.
2. Chemigation systems connected to public water systems must contain a functional, reduced-pressure zone, back-flow preventer (RPZ) or the functional equivalent in the water supply line upstream from the point of pesticide introduction. As an option to the RPZ, the water from the public water system should be discharged into a reservoir tank prior to pesticide introduction. There shall be a complete physical break (air gap) between the outlet end of the fill pipe and the top or overflow rim of the reservoir tank of at least twice the inside diameter of the fill pipe.

3. The pesticide injection pipeline must contain a functional, automatic, quick-closing check valve to prevent the flow of fluid back toward the injection pump.
4. The pesticide injection pipeline must contain a functional, normally closed, solenoid-operated valve located on the intake side of the injection pump and connected to the system interlock to prevent fluid from being withdrawn from the supply tank when the irrigation system is either automatically or manually shut down.
5. The system must contain functional interlocking controls to automatically shut off the pesticide injection pump when the water pump motor stops, or in cases where there is no water pump, when the water pressure decreases to the point where pesticide distribution is adversely affected.
6. Systems must use a metering pump, such as a positive displacement injection pump (e.g., diaphragm pump) effectively designed and constructed of materials that are compatible with pesticides and capable of being fitted with a system interlock.
7. Do not apply when wind speed favors drift beyond the area intended for treatment.

#### SPECIFIC DIRECTIONS FOR USE

Crop	Target Diseases	Use Rate fl oz product/A	Remarks
Almonds	Alternaria Leaf Spot ( <i>A. alternata</i> )	12-14	For blossom blight, begin applications at early bloom and continue through petal fall. Make no more than 2 sequential applications before alternating to another fungicide with a different mode of action.  For all other diseases, begin applications prior to disease onset when conditions are conducive for disease. Apply Quadris Top Fungicide on a 14- to 21-day schedule making no more than 2 sequential applications before alternating to another fungicide with a non-QoI (Group 11) mode of action.  If monitoring or history indicates the presence of Alternaria, apply 14 fl oz/A of Quadris Top Fungicide in the late spring (mid-April to beginning of May) and then repeat the treatment 2-3 weeks later.  The addition of a spreading/penetrating type adjuvant such as a non-ionic based surfactant or crop oil concentrate or blend is recommended.  If disease pressure is high, use the shortest interval and highest rate.
	Anthrachnose ( <i>Colletotrichum acutatum</i> )		
	Blossom Blight ( <i>Monilinia</i> spp.)		
	Leaf Blight ( <i>Seimatosporium lichenicola</i> )		
	Leaf Rust ( <i>Tranzschelia discolor</i> )		
	Scab ( <i>Venturia carpophilia</i> )		
	Shot Hole ( <i>Wilsonomyces carpophilus</i> )		

**Application:** For best results, sufficient water volume must be used to provide thorough coverage. Quadris Top Fungicide can be applied by ground or aerial application. A minimum of 15 gal/A of water for ground applications is recommended. For aerial applications, a minimum of 10 gal/A of water is recommended.

**Specific Use Restrictions:**

- 1) Do not apply more than 56 fl oz/A/year of Quadris Top Fungicide (0.73 lb azoxystrobin and 0.46 lb difenoconazole).
- 2) Do not apply more than 0.46 lb ai/A/year of difenoconazole-containing products.
- 3) Do not apply more than 1.5 lb ai/A/year of azoxystrobin-containing products.
- 4) Do not apply within 28 days of harvest (28-day PHI).

Crop	Target Diseases	Use Rate fl oz product/A	Remarks
Artichoke, Globe	Ramularia Leaf Spot Ramularia Bud Spot ( <i>R. cynarae</i> )	10-14	Begin applications prior to disease onset when conditions are conducive for disease. Apply Quadris Top Fungicide on a 14-day schedule making no more than 2 sequential applications before alternating to another fungicide with a different mode of action.
<p><b>Application:</b> For best results, sufficient water volume must be used to provide thorough coverage. Quadris Top Fungicide can be applied by ground, chemigation, or aerial application. For ground applications, apply in 50-200 gallons of water per acre to obtain coverage without excessive runoff. For aerial applications, a minimum of 10 gal/A of water is recommended. For chemigation, apply in 0.1-0.25 inches/A of water. Chemigation with excessive water may lead to a decrease in efficacy.</p>			
<p><b>Specific Use Restrictions:</b></p> <ol style="list-style-type: none"> <li>1) Do not apply more than 56 fl oz/A/year of Quadris Top Fungicide (0.73 lb azoxystrobin and 0.46 lb difenoconazole).</li> <li>2) Do not apply more than 0.46 lb ai/A/year of difenoconazole-containing products.</li> <li>3) Do not apply more than 1.5 lb ai/A/year of azoxystrobin-containing products.</li> <li>4) Do not apply Quadris Top Fungicide within 3 days of harvest (3-day PHI).</li> </ol>			
<p><b>Bean and Pea, Dried Shelled (except soybean) Subgroup 6C</b></p> <p>To be grown for bean, dried seed only.</p> <p>Phaseolus Vigna Pisum Lupinus</p> <p>See complete list below</p> <p>See specific directions for soybeans and chickpea</p>	<p>Anthranose (<i>Colletotrichum lindemuthianum</i>) Alternaria leaf spot (<i>A. alternata</i>) Alternaria blight (<i>Alternaria</i> spp.) Ascochyta leaf and pod spot (<i>Ascochyta</i> spp.) Ascochyta blight (<i>Mycosphaerella pinodes</i>) Cercospora leaf spot (<i>Cercospora cruenta</i>)</p>	12-14	<p>Begin applications prior to disease onset when conditions are conducive for disease. Apply Quadris Top Fungicide on a 14-day schedule making no more than 2 sequential applications before alternating to another fungicide with a different mode of action.</p>
<p><b>Application:</b> For best results, sufficient water volume must be used to provide thorough coverage. Quadris Top Fungicide can be applied by ground, chemigation, or aerial application. A minimum of 15 gal/A of water for ground applications is recommended. For aerial applications a minimum of 10 gal/A of water is recommended. For chemigation, apply in 0.1-0.25 inches/A of water. Chemigation with excessive water may lead to a decrease in efficacy.</p>			
<p><b>Complete List of Bean and Pea, dried shelled (except soybean) – Subgroup 6C:</b> Dried cultivars of bean (Lupinus); bean (Phaseolus) (includes field bean, kidney bean, lima bean, navy bean, pinto bean, tepary bean); bean (Vigna) (includes adzuki bean, blackeyed pea, catjang, cowpea, crowder pea, moth bean, mung bean, rice bean, southern pea, urd bean); broad bean; guar; lablab bean; lentil; pea (Pisum) (includes field pea); pigeon pea</p>			

**Specific Use Restrictions:**

- 1) Do not apply more than 56 fl oz/A/year of Quadris Top Fungicide (0.73 lb azoxystrobin and 0.46 lb difenoconazole).
- 2) Do not apply more than 28 fl oz/A/year of Quadris Top Fungicide (0.23 lb difenoconazole/A/year) for pea vines and hay.
- 3) Do not apply more than 0.46 lb ai/A/year of difenoconazole-containing products.
- 4) Do not apply more than 1.3 lb ai/A/year of azoxystrobin-containing products.
- 5) Do not feed or harvest cowpeas forage and hay.
- 6) Do not apply Quadris Top Fungicide within 14 days of harvest (14-day PHI).

Crop	Target Diseases	Use Rate fl oz product/A	Remarks
Berry, Bushberry Subgroup 13-07B  Blueberry	Powdery mildew ( <i>Microsphaera alni</i> ) Anthracnose ( <i>Colletotrichum</i> spp.) Septoria leaf spot ( <i>S. albopunctata</i> ) Alternaria leaf spot ( <i>A. tenuissima</i> ) Leaf rust ( <i>Pucciniastrum vaccinii</i> ) Monilinia blight and Mummyberry blight ( <i>M. vaccinii-corymbosis</i> )	12-14	Begin applications prior to disease onset when conditions are conducive for disease.  For Monilinia and mummyberry, apply at or near flower bud swell and again at leaf bud swelling.  For other diseases, apply during early bloom.  Apply Quadris Top Fungicide on a 7- to 14-day schedule making no more than 2 sequential applications before alternating to another fungicide with a different mode of action.  If disease pressure is high, use the shortest interval and highest rate.

**Application:** For best results, sufficient water volume must be used to provide thorough coverage. Quadris Top Fungicide can be applied by ground or aerial application. A minimum of 15 gal/A of water for ground applications is recommended. For aerial applications a minimum of 10 gal/A of water is recommended.

**Complete List of Bushberry Subgroup:** Aronia berry; blueberry, highbush; blueberry, lowbush; buffalo currant; Chilean guava; cranberry, highbush; currant, black; currant, red; elderberry; European barberry; gooseberry; honeysuckle, edible; huckleberry; jostaberry; Juneberry (Saskatoon berry); lingonberry; native currant; salal; sea buckthorn; cultivars, varieties, and/or hybrids of these.

**Specific Use Restrictions:**

- 1) Do not apply more than 56 fl oz/A/year of Quadris Top Fungicide (0.73 lb azoxystrobin and 0.46 lb difenoconazole).
- 2) Do not apply more than 0.75 lb ai/A/year of azoxystrobin-containing products.
- 3) Do not apply more than 0.46 lb ai/A/year of difenoconazole-containing products.
- 4) Do not apply Quadris Top Fungicide within 7 days of harvest (7-day PHI).

Crop	Target Diseases	Use Rate fl oz product/A	Remarks
<p><b>Berry, Low Growing, Subgroup 13-07G, except Cranberry</b></p> <p><b>Including all cultivars and/or hybrids of these</b></p> <p><b>See complete list of low growing berries below.</b></p>	<p>Anthracnose (<i>Colletotrichum</i> spp.)</p> <p>Leaf Rust (<i>Phragmidium potentillae</i>)</p> <p>Leaf Spot (<i>Cercospora fragariae</i>)</p> <p>Powdery Mildew (<i>Sphaerotheca macularis</i>)</p>	<p>12-14</p>	<p>Begin applications prior to disease onset when conditions are conducive for disease. Apply Quadris Top Fungicide on a 7- to 14-day schedule making no more than 2 sequential applications before alternating to another fungicide with a different mode of action.</p> <p>The addition of a spreading/penetrating type adjuvant such as a non-ionic based surfactant or crop oil concentrate or blend is recommended.</p> <p>If disease pressure is high, use the shortest interval and highest rate.</p>
<p><b>Application:</b> For best results, sufficient water volume must be used to provide thorough coverage. Quadris Top Fungicide can be applied by ground, chemigation, or aerial application. A minimum of 15 gal/A of water for ground applications is recommended. For aerial applications a minimum of 10 gal/A of water is recommended. For chemigation, apply in 0.1-0.25 inches/A of water. Chemigation with excessive water may lead to a decrease in efficacy.</p>			
<p><b>Complete List of Additional Low Growing Berries:</b> Bearberry; Bilberry; Blueberry, lowbush; Cloudberry; Lingonberry; Muntries; Partridgeberry; Strawberry; cultivars, varieties, and/or hybrids of these.</p>			
<p><b>Specific Use Restrictions:</b></p> <ol style="list-style-type: none"> <li>1) Do not apply more than 56 fl oz/A/year of Quadris Top Fungicide (0.73 lb azoxystrobin and 0.46 lb difenoconazole).</li> <li>2) Do not apply more than 0.46 lb ai/A/year of difenoconazole-containing products.</li> <li>3) Do not apply more than 1.0 lb ai/A/year of azoxystrobin-containing products.</li> <li>4) Quadris Top Fungicide may be applied the day of harvest (0-day PHI).</li> </ol>			

Crop	Target Diseases	Use Rate fl oz product/A	Remarks
<b>Brassica (Cole) Leafy Vegetables</b>  Broccoli Brussels Sprouts Cabbage Cauliflower Collards Kale Mustard Greens  Including all cultivars and/or hybrids of these  See additional crops below.	Alternaria Diseases ( <i>Alternaria</i> spp.)  Anthracnose ( <i>Colletotrichum higginsianum</i> )  Cercospora Leaf Spot ( <i>C. brassicicola</i> )  Powdery Mildew ( <i>Erysiphe polygoni</i> )	12-14	Begin applications prior to disease onset when conditions are conducive for disease. Apply Quadris Top Fungicide on a 7- to 14-day schedule, making no more than 1 application before alternating to another fungicide with a non-QoI (Group 11) mode of action.  The addition of a spreading/penetrating type adjuvant such as a non-ionic based surfactant or crop oil concentrate or blend is recommended.  If disease pressure is high, use the shortest interval and highest rate.
<p><b>Application:</b> For best results, sufficient water volume must be used to provide thorough coverage. Quadris Top Fungicide can be applied by ground, chemigation, or aerial application. A minimum of 15 gal/A of water for ground applications is recommended. For chemigation, apply in 0.1-0.25 inches/A of water. Chemigation with excessive water may lead to a decrease in efficacy.</p>			
<p><b>Complete List of Brassica Leafy Vegetables:</b> Broccoli; broccoli, Chinese (gai lon); broccoli raab (rapini); Brussels sprouts; cabbage; cabbage, Chinese (bok choy); cabbage, Chinese (napa); cabbage, Chinese mustard(gai choy); cauliflower; cavalo broccolo; collards; kale; kohlrabi; mizuna; mustard greens; mustard spinach; rape greens; turnip greens</p>			
<p><b>Specific Use Restrictions:</b></p> <ol style="list-style-type: none"> <li>1) Do not apply more than 56 fl oz/A/year of Quadris Top Fungicide (0.73 lb azoxystrobin and 0.46 lb difenoconazole).</li> <li>2) Do not apply more than 0.46 lb ai/A/year of difenoconazole-containing products.</li> <li>3) Do not apply more than 0.75 lb ai/A/year of azoxystrobin-containing products.</li> <li>4) Do not apply within 1 day of harvest (1-day PHI).</li> </ol>			

Crop	Target Diseases	Use Rate fl oz product/A	Remarks
<b>Bulb Vegetables</b>	Botrytis Leaf Blight ( <i>B. squamosa</i> )	12-14	Begin applications prior to disease onset when conditions are conducive for disease. Apply Quadris Top Fungicide on a 7- to 14-day schedule, making no more than 1 application before alternating to another fungicide with a non-QoI (Group 11) mode of action.  The addition of a spreading/penetrating type adjuvant such as a non-ionic based surfactant or crop oil concentrate or blend is recommended.  If disease pressure is high, use the shortest interval and highest rate.
Onion, Bulb Garlic Shallot	Cercospora Leaf Spot ( <i>C. duddiae</i> )		
Onion, Green Leek Welsh Onion Tops	Leaf Blotch ( <i>Cladosporium allii-cepae</i> )		
	Powdery Mildew ( <i>Leveillula taurica</i> )		
	Purple Blotch ( <i>Alternaria porri</i> )		
	Stemphyllium Leaf Blight ( <i>S. vesicarium</i> )		

**Application:** For best results, sufficient water volume must be used to provide thorough coverage. Quadris Top Fungicide can be applied by ground, chemigation, or aerial application. A minimum of 15 gal/A of water for ground applications is recommended. For chemigation, apply in 0.1-0.25 inches/A of water. Chemigation with excessive water may lead to a decrease in efficacy.

**Bulb onion subgroup 3-07A:** Daylily, bulb; fritillaria, bulb; garlic, bulb; garlic, great-headed, bulb; garlic, serpent, bulb; lily, bulb; onion, bulb; onion, Chinese, bulb; onion, pearl; onion, potato, bulb; shallot, bulb; cultivars, varieties, and/or hybrids of these.

**Green onion subgroup 3-07B:** Chive, fresh leaves; chive, Chinese, fresh leaves; elegans hosta; fritillaria, leaves; kurrat; lady's leek; leek; leek, wild; onion, Beltsville bunching; onion, fresh; onion, green; onion, macrostem; onion, tree, tops; onion, Welsh, tops; shallot, fresh leaves; cultivars, varieties, and/or hybrids of these.

**Specific Use Restrictions:**

- 1) For green onions, do not apply more than 42 fl oz/A/year of Quadris Top Fungicide (0.55 lb azoxystrobin and 0.34 lb difenoconazole).
- 2) For green onions, do not apply more than 0.34 lb ai /A/year of difenoconazole-containing products.
- 3) For dry bulb onions, do not apply more than 56 fl oz/A/year of Quadris Top Fungicide (0.73 lb azoxystrobin and 0.46 lb difenoconazole).
- 4) For dry bulb onions, do not apply more than 0.46 lb ai/A/year of difenoconazole-containing products.
- 5) For the bulb vegetable crop group, do not apply more than 1.5 lb ai/A/year of azoxystrobin-containing products.
- 6) Do not apply within 7 days of harvest (7-day PHI).

Crop	Target Diseases	Use Rate fl oz product/A	Remarks
Carrots	Alternaria Leaf Blight ( <i>Alternaria dauci</i> )  Cercospora Leaf Spot ( <i>Cercospora carotae</i> )  Powdery Mildew ( <i>Erysiphe</i> spp.)  Southern Blight ( <i>Sclerotium rolfsii</i> )	12-14	Begin applications prior to disease onset when conditions are conducive for disease. Apply Quadris Top Fungicide on a 7- to 10-day schedule making no more than 2 sequential applications before alternating to another fungicide with a different mode of action.  The addition of a spreading/penetrating type adjuvant such as a non-ionic based surfactant or crop oil concentrate or blend is recommended.  If disease pressure is high, use the shortest interval and highest rate.  For southern blight (white mold) use 14 fl oz/A.
<p><b>Application:</b> For best results, sufficient water volume must be used to provide thorough coverage. Quadris Top Fungicide can be applied by ground, chemigation, or aerial application. A minimum of 15 gal/A of water for ground applications is recommended. For aerial applications a minimum of 10 gal/A of water is recommended. For chemigation, apply in 0.1-0.25 inches/A of water. Chemigation with excessive water may lead to a decrease in efficacy.</p>			
<p><b>Specific Use Restrictions:</b></p> <ol style="list-style-type: none"> <li>1) Do not apply more than 56 fl oz/A/year of Quadris Top Fungicide (0.73 lb azoxystrobin and 0.46 lb difenoconazole).</li> <li>2) Do not apply more than 0.46 lb ai/A/year of difenoconazole-containing products.</li> <li>3) Do not apply more than 2.0 lb ai/A/year of azoxystrobin-containing products.</li> <li>4) Do not apply within 7 days of harvest (7-day PHI).</li> </ol>			
Chickpea (garbanzo bean)	Alternaria Blight ( <i>A. alternata</i> )  Ascochyta Blight ( <i>A. rabiei</i> )  Powdery Mildew ( <i>Leveillula taurica</i> )  Rust ( <i>Uromyces ciceris-arietini</i> )	8-14	Begin applications prior to disease onset when conditions are conducive for disease. Apply Quadris Top Fungicide on a 14-day schedule making no more than 2 sequential applications before alternating to another fungicide with a different mode of action.  The addition of a spreading/penetrating type adjuvant such as a non-ionic based surfactant or crop oil concentrate or blend is recommended.  If disease pressure is high, use the highest rate.
<p><b>Application:</b> For best results, sufficient water volume must be used to provide thorough coverage. Quadris Top Fungicide can be applied by ground, chemigation, or aerial application. A minimum of 15 gal/A of water for ground applications is recommended. For chemigation, apply in 0.1-0.25 inches/A of water. Chemigation with excessive water may lead to a decrease in efficacy.</p>			
<p><b>Specific Use Restrictions:</b></p> <ol style="list-style-type: none"> <li>1) Do not apply more than 56 fl oz/A/year of Quadris Top Fungicide (0.73 lb azoxystrobin and 0.46 lb difenoconazole).</li> <li>2) Do not apply more than 0.46 lb ai/A/year of difenoconazole-containing products.</li> <li>3) Do not apply more than 1.5 lb ai/A/year of azoxystrobin-containing products.</li> <li>4) Do not apply within 14 days of harvest (14-day PHI).</li> </ol>			



Crop	Target Diseases	Use Rate fl oz product/A	Remarks
<b>Citrus Fruit Crop Group 10-10</b>  Grapefruit Lemon Lime Orange (Sour and Sweet) Tangerine  Including all cultivars and/or hybrids of these  See complete list of citrus fruit crops below.	Greasy Spot ( <i>Mycosphaerella citri</i> )	10-15.4	Quadris Top Fungicide applications should begin prior to disease development and continue throughout the season on 7- to 21-day intervals following the resistance management guidelines. Applications may be made by ground or air. An adjuvant may be added at recommended rates. A horticultural spray oil should be used to improve control of greasy spot.  The addition of a spreading/penetrating type adjuvant such as a non-ionic based surfactant or crop oil concentrate or blend is recommended.  If disease pressure is high, use the shortest interval and highest rate.  Make no more than 2 sequential applications before alternating to another fungicide with a non-QoI (Group 11) different mode of action. Do not make more than 4 applications of Quadris Top Fungicide or other Group 11 fungicides per season.
	Alternaria Leaf and Fruit Spot ( <i>Alternaria citri</i> )  Anthracnose ( <i>Colletotrichum</i> spp.)  Black Spot ( <i>Guignardia citricarpa</i> )  Greasy Spot Rind Blotch ( <i>Mycosphaerella citri</i> )  Melanose ( <i>Diaporthe citri</i> )  Phomopsis Stem-End Rot ( <i>Phomopsis citrii</i> )  Post-Bloom Fruit Drop (PFD) ( <i>Colletotrichum acutatum</i> )  Scab ( <i>Elsinoe fawcettii</i> )	15.4	Quadris Top Fungicide applications should begin prior to disease development and continue throughout the season on 7- to 21-day intervals following the resistance management guidelines. Applications may be made by ground or air. An adjuvant may be added at recommended rates. A horticultural spray oil should be used to improve control of greasy spot.  If disease pressure is high, use the shortest interval.  Make no more than 2 sequential applications before alternating to another fungicide with a non-QoI (Group 11) different mode of action. Do not make more than 4 applications of Quadris Top Fungicide or other Group 11 fungicides per season.  The addition of a spreading/penetrating type adjuvant such as a non-ionic based surfactant or crop oil concentrate or blend is recommended.

**Application:** For best results, sufficient water volume must be used to provide thorough coverage. Quadris Top Fungicide can be applied by ground or aerial application. A minimum of 15 gal/A of water for ground applications is recommended. For aerial applications, a minimum of 10 gal/A of water is recommended.

**Complete List of Citrus Fruit Crops:** Australian desert lime; Australian finger lime; Australian round lime; Brown River finger lime; Calamondin; Citron; Citrus hybrids (*Citrus* spp., *Eremocitrus* spp., *Fortunella* spp., *Microcitrus* spp., and *Poncirus* spp.); Grapefruit; Japanese summer grapefruit; Kumquat; Lemon; Lime; Mediterranean mandarin; Mount White lime; New Guinea wild lime; Orange, sour; Orange, sweet; Pummelo; Russell River lime; Satsuma mandarin; Sweet lime; Tachibana orange; Tahiti lime; Tangelo; Tangerine (Mandarin); Tangor; Trifoliolate orange; Uniq fruit; cultivars, varieties and/or hybrids of these.

**Specific Use Restrictions:**

- 1) Do not use Quadris Top Fungicide in citrus plant propagation nurseries.
- 2) Do not apply more than 61.5 fl oz/A/year of Quadris Top Fungicide (0.80 lb azoxystrobin and 0.50 lb difenoconazole).
- 3) Do not apply more than 0.5 lb ai/A/year of difenoconazole-containing products.
- 4) Do not apply more than 1.5 lb ai/A/year of azoxystrobin-containing products.
- 5) May be applied the day of harvest (0-day PHI).

Crop	Target Diseases	Use Rate fl oz product/A	Remarks
<b>Cucurbit Vegetables</b>  Cantaloupe Cucumber Honeydew Muskmelon Watermelon Pumpkin Squash Zucchini  Including cultivars and/or hybrids of these  See additional cucurbit crops below.	Alternaria Leaf Blight ( <i>A. cucumerina</i> )	12-14	Begin applications prior to disease onset when conditions are conducive for disease. Apply Quadris Top Fungicide on a 7- to 14-day schedule, making no more than 1 application of a QoI containing fungicide before alternating to another fungicide with a different mode of action.  The addition of a spreading/penetrating type adjuvant such as a non-ionic based surfactant or crop oil concentrate or blend is recommended.  If disease pressure is high, use the shortest interval and highest rate.  For belly rot control, the first application should be made at the 1- to 3-leaf crop stage with a second application just prior to vine tip or 10-14 days later, whichever occurs first.
	Alternaria Leaf Spot ( <i>A. alternata</i> )		
	Anthracnose ( <i>Colletotrichum orbiculare</i> )		
	Belly Rot ( <i>Rhizoctonia solani</i> )		
	Cercospora Leaf Spot ( <i>C. citrullina</i> )		
	Downy Mildew ( <i>Pseudoperonospora cubensis</i> )		
	Gummy Stem Blight ( <i>Didymella bryoniae</i> )		
	Myrothecium Canker ( <i>M. roridum</i> )		
	Phoma Blight ( <i>P. exigua</i> )		
	Phyllosticta Leaf Spot ( <i>P. cucurbitacearum</i> )		
Plectosporium Blight ( <i>P. tabacinum</i> )			
Powdery Mildew ( <i>Sphaerotheca fuliginea</i> , <i>Erysiphe cichoracearum</i> )			
Septoria Leaf Blight ( <i>S. cucurbitacearum</i> )			

continued...

<b>Cucurbit Vegetables (continued)</b>			
<p><b>Application:</b> For best results, sufficient water volume must be used to provide thorough coverage. Quadris Top Fungicide can be applied by ground, chemigation, or aerial application. A minimum of 15 gal/A of water for ground applications is recommended (20 for gummy stem blight). For chemigation, apply in 0.1-0.25 inches/A of water. Chemigation with excessive water may lead to a decrease in efficacy.</p>			
<p><b>Complete List of Cucurbit Vegetables:</b> Chayote (fruit); Chinese waxgourd (Chinese preserving melon); citron melon; cucumber; gherkin; gourd, edible (includes hyotan, cucuzza, hechima, Chinese okra); <i>Momordica</i> spp. (includes balsam apple, balsam pear, bittermelon, Chinese cucumber); muskmelon (includes cantaloupe); pumpkin; squash, summer; squash, winter (includes butternut squash, calabaza, hubbard squash, acorn squash, spaghetti squash); watermelon</p>			
<p><b>Specific Use Restrictions:</b></p> <ol style="list-style-type: none"> <li>1) Do not apply more than 56 fl oz/A/year of Quadris Top Fungicide (0.73 lb azoxystrobin and 0.46 lb difenoconazole).</li> <li>2) Do not apply more than 0.46 lb ai/A/year of difenoconazole-containing products.</li> <li>3) Do not apply more than 1.5 lb ai/A/year of azoxystrobin-containing products.</li> <li>4) Do not apply within 1 day of harvest (1-day PHI).</li> </ol>			
<b>Crop</b>	<b>Target Diseases</b>	<b>Use Rate fl oz product/A</b>	<b>Remarks</b>
<b>Filberts</b> (Hazelnuts)	Eastern Filbert Blight ( <i>Anisogramma anomala</i> )	12-14	<p>Begin applications prior to disease onset when conditions are conducive for disease. Apply Quadris Top Fungicide on a 14- to 21-day schedule making no more than 2 sequential applications before alternating to another fungicide with a non-Qol (Group 11) different mode of action.</p> <p>The addition of a spreading/penetrating type adjuvant such as a non-ionic based surfactant or crop oil concentrate or blend is recommended.</p> <p>If disease pressure is high, use the shortest interval and highest rate.</p>
<p><b>Application:</b> For best results, sufficient water volume must be used to provide thorough coverage. Quadris Top Fungicide can be applied by ground or aerial application. A minimum of 15 gal/A of water for ground applications is recommended. For aerial applications, a minimum of 10 gal/A of water is recommended.</p>			
<p><b>Specific Use Restrictions:</b></p> <ol style="list-style-type: none"> <li>1) Do not apply more than 56 fl oz/A/year of Quadris Top Fungicide (0.73 lb azoxystrobin and 0.46 lb difenoconazole).</li> <li>2) Do not apply more than 0.46 lb ai/A/year of difenoconazole-containing products.</li> <li>3) Do not apply more than 1.2 lb ai/A/year of azoxystrobin-containing products.</li> <li>4) Do not apply within 45 days of harvest (45-day PHI).</li> </ol>			

Crop	Target Diseases	Use Rate fl oz product/A	Remarks
<b>Fruiting Vegetables Crop Group 8-10 A and B</b>  Peppers Bell Pepper Non-Bell Pepper Sweet Non-Bell Eggplant  Including all cultivars and/or hybrids of these  <i>See Tomatoes section for specific directions.</i>  See complete list of peppers and other fruiting vegetables below.	Anthracnose ( <i>Colletotrichum</i> spp.)  Cercospora Leaf Spot ( <i>C. capsici</i> )  Gray Leaf Spot ( <i>Stemphyllium solani</i> )  Powdery Mildew ( <i>Oidiopsis sicula</i> )	8-14	Begin applications prior to disease develop- ment and continue throughout the season on a 7- to 10-day interval. Make no more than 2 consecutive applications before switching to another effective fungicide with a different mode of action.  The addition of a spreading/penetrating type adjuvant such as a non-ionic based surfactant or crop oil concentrate or blend is recommended.  If disease pressure is high, use the shortest interval and highest rate.  The addition of a spreading/penetrating type adjuvant may enhance efficacy.
<b>Application:</b> For best results, sufficient water volume must be used to provide thorough coverage. Quadris Top Fungicide can be applied by ground or aerial application. A minimum of 15 gal/A of water for ground applications is recommended. For aerial applications, a minimum of 10 gal/A of water is recommended.			
<b>Complete List of Peppers and Other Fruiting Vegetables:</b> African eggplant; Bell pepper; Eggplant; Martynia; Non-bell pepper; Okra; Pea eggplant; Pepino; Roselle; Scarlet eggplant; cultivars, varieties; and/or hybrids of these.			
<b>Specific Use Restrictions:</b> 1) Do not apply more than 55.3 fl oz/A/year of Quadris Top Fungicide (0.72 lb azoxystrobin and 0.45 lb difenoconazole). 2) Do not apply more than 0.46 lb ai/A/year of difenoconazole-containing products. 3) Do not apply more than 1.0 lb ai/A/year of azoxystrobin-containing products. 4) May be applied the day of harvest (0-day PHI).			
<b>Ginseng</b>	Alternaria Blight ( <i>A. panax</i> )  Powdery Mildew ( <i>Erysiphe</i> spp.)	10-14	Begin applications prior to disease onset when conditions are conducive for disease. Apply Quadris Top Fungicide on a 7- to 14-day schedule making no more than 2 sequential applications before alternating to another fungicide with a different mode of action.
<b>Application:</b> For best results, sufficient water volume must be used to provide thorough coverage. Quadris Top Fungicide can be applied by ground, chemigation, or aerial application. A minimum of 15 gal/A for ground applications is recommended. For aerial applications, a minimum of 10 gal/A of water is recommended. For chemigation, apply in 0.1-0.25 inches/A of water. Chemigation with excessive water may lead to a decrease in efficacy.			
<b>Specific Use Restrictions:</b> 1) Do not apply more than 56 fl oz/A/year of Quadris Top Fungicide (0.73 lb azoxystrobin and 0.46 lb difenoconazole). 2) Do not apply more than 0.46 lb ai/A/year of difenoconazole-containing products. 3) Do not apply more than 2.0 lb ai/A/year of azoxystrobin-containing products. 4) Quadris Top Fungicide may be applied the day of harvest (0-day PHI).			

Crop	Target Diseases	Use Rate fl oz product/A	Remarks
<b>Grapes</b> (except Concord, Concord Seedless, and Thomcord. See <b>Precaution</b> under <b>Remarks</b> .)	Alternaria Rot ( <i>A. alternata</i> )  Angular Leaf Spot ( <i>Mycosphaera            angulata</i> )  Anthracnose ( <i>Elsinoe ampelina</i> )  Black Rot ( <i>Guignardia bidwellii</i> )  Downy Mildew ( <i>Plasmopara viticola</i> )  Leaf Blight ( <i>Pseudocercospora vitis</i> )  Phomopsis Cane and Leaf Spot ( <i>P. viticola</i> )  Powdery Mildew ( <i>Uncinula necator</i> )  Rotbrenner ( <i>Pseudopezizica            tracheiphila</i> )  Septoria Leaf Spot ( <i>S. ampelina</i> )  Suppression only: Botrytis Bunch Rot ( <i>B. cinerea</i> )	12-14	<p>For powdery mildew, begin at bud break and apply on a 10- to 21-day interval, making no more than 2 sequential applications before alternating to another fungicide with a non-QoI (Group 11) mode of action.</p> <p>For Phomopsis diseases, apply at bud break before shoots are 0.5 inches in length, and then again when shoots are 5-6 inches in length.</p> <p>For black rot, begin when shoot length is 1-3 inches and continue on a 10-day interval.</p> <p>For all other diseases, begin applications prior to disease onset when conditions are conducive for disease. Apply Quadris Top Fungicide on a 10- to 14-day schedule, making no more than 2 sequential applications before alternating to another fungicide with a non-QoI (Group 11) mode of action.</p> <p>If disease pressure is high, use the shortest interval and highest rate.</p> <p><b>PRECAUTION:</b> Avoid rates of methylated or ethylated vegetable oil/organosilicone adjuvants over 0.125% with Quadris Top Fungicide as grape leaf injury may occur.</p> <p><b>PRECAUTION:</b> On <i>V. labrusca</i>, <i>V. labrusca</i> hybrids and other non-vinifera hybrids where sensitivity is not known, the use of Quadris Top Fungicide by itself or in tank mixtures with materials that may increase uptake (adjuvants, foliar fertilizers) may result in leaf burning or other phytotoxic effects.</p> <p style="text-align: center;"><b>ATTENTION</b></p> <p>Quadris Top Fungicide is extremely phytotoxic to certain apple varieties. Refer to caution in <b>Use Precautions and Restrictions</b> section of label.</p>
<p><b>Application:</b> For best results, sufficient water volume must be used to provide thorough coverage. Quadris Top Fungicide can be applied by ground or aerial application. A minimum of 15 gal/A of water for ground applications is recommended. For aerial applications, a minimum of 10 gal/A of water is recommended.</p>			
<p><b>Specific Use Restrictions:</b></p> <ol style="list-style-type: none"> <li>1) Do not apply more than 56 fl oz/A/year of Quadris Top Fungicide (0.73 lb azoxystrobin and 0.46 lb difenoconazole).</li> <li>2) Do not apply more than 0.46 lb ai/A/year of difenoconazole-containing products.</li> <li>3) Do not apply more than 1.5 lb ai/A/year of azoxystrobin-containing products.</li> <li>4) Do not apply within 14 days of harvest (14-day PHI).</li> </ol>			

Crop	Target Diseases	Use Rate fl oz product/A	Remarks
Pecans	Downy Spot ( <i>Mycosphaerella caryigena</i> )  Liver Spot ( <i>Gnomonia caryae</i> <i>pv pecanae</i> )  Pecan Scab ( <i>Cladosporium caryigenum</i> )  Powdery Mildew ( <i>Microsphaera penicillata</i> )  Vein Spot ( <i>Gnomonia nerviseda</i> )  Zonate Leaf Spot ( <i>Grovesinia pyramidalis</i> )	8-14	Begin applications prior to disease onset when conditions are conducive for disease. Apply Quadris Top Fungicide on a 14- to 21-day schedule, making no more than 2 sequential applications before alternating to another fungicide with a non-QoI (Group 11) mode of action.  The addition of a spreading/penetrating type adjuvant such as a non-ionic based surfactant or crop oil concentrate or blend is recommended.  If disease pressure is high, use the shortest interval and highest rate.

**Application:** For best results, sufficient water volume must be used to provide thorough coverage. Quadris Top Fungicide can be applied by ground or aerial application. A minimum of 15 gal/A of water for ground applications is recommended. For aerial applications, a minimum of 10 gal/A of water is recommended.

**Specific Use Restrictions:**

- 1) Do not apply more than 56 fl oz/A/year of Quadris Top Fungicide (0.73 lb azoxystrobin and 0.46 lb difenoconazole).
- 2) Do not apply more than 0.46 lb ai/A/year of difenoconazole-containing products.
- 3) Do not apply more than 1.2 lb ai/A/year of azoxystrobin-containing products.
- 4) Do not apply within 45 days of harvest (45-day PHI).

Pistachios	Alternaria Late Blight ( <i>Alternaria</i> spp.)  Panicle and Shoot Blight ( <i>Botryosphaeria dothidea</i> )  Septoria Leaf Spot ( <i>S. pistaciarum</i> )	12-14	Begin applications prior to disease onset when conditions are conducive for disease. Apply Quadris Top Fungicide on a 14- to 21-day schedule, making no more than 2 sequential applications before alternating to another fungicide with a non-QoI (Group 11) mode of action.  The addition of a spreading/penetrating type adjuvant such as a non-ionic based surfactant or crop oil concentrate or blend is recommended.  If disease pressure is high, use the shortest interval and highest rate.
------------	--	-------	--

**Application:** For best results, sufficient water volume must be used to provide thorough coverage. Quadris Top Fungicide can be applied by ground or aerial application. A minimum of 15 gal/A of water for ground applications is recommended. For aerial applications, a minimum of 10 gal/A of water is recommended.

**Specific Use Restrictions:**

- 1) Do not apply more than 56 fl oz/A/year of Quadris Top Fungicide (0.73 lb azoxystrobin and 0.46 lb difenoconazole).
- 2) Do not apply more than 0.46 lb ai/A/year of difenoconazole-containing products.
- 3) Do not apply more than 1.5 lb ai/A/year of azoxystrobin-containing products.
- 4) Do not apply within 14 days of harvest (14-day PHI).

Crop	Target Diseases	Use Rate fl oz product/A	Remarks
Potatoes	Black Dot ( <i>Colletotrichum coccodes</i> )  Brown Spot ( <i>Alternaria alternata</i> )  Early Blight ( <i>Alternaria solani</i> )  Powdery Mildew ( <i>Erysiphe cichoracearum</i> )  Septoria Leaf Spot ( <i>S. lycopersici</i> )	8-14	Begin applications prior to disease development and continue throughout the season on a 7- to 14-day interval. Make no more than 2 consecutive applications before switching to another effective fungicide with a different mode of action.  The addition of a spreading/penetrating type adjuvant such as a non-ionic based surfactant or crop oil concentrate or blend is recommended.  If disease pressure is high, use the shortest interval and highest rate.  The addition of a spreading/penetrating type adjuvant may enhance efficacy.
<b>Application:</b> For best results, use sufficient water volume to provide thorough coverage. Quadris Top Fungicide may be applied by ground, chemigation, or aerial application.			
<b>Specific Use Restrictions:</b> 1) Do not apply more than 55.3 fl oz/A/year of Quadris Top Fungicide (0.72 lb azoxystrobin and 0.45 lb difenoconazole). 2) Do not apply more than 0.46 lb ai/A/year of difenoconazole-containing products. 3) Do not apply more than 2.0 lb ai/A/year of azoxystrobin-containing products 4) Do not apply within 14 days of harvest (14-day PHI).			

Crop	Target Diseases	Use Rate fl oz product/A	Remarks
Soybean	Aerial Blight ( <i>Rhizoctonia solani</i> )  Alternaria Leaf Spot ( <i>Alternaria</i> spp.)  Anthracnose ( <i>Colletotrichum truncatum</i> )  Brown Spot ( <i>Septoria glycines</i> )  Cercospora Blight and Leaf Spot ( <i>C. kikuchii</i> )  Frogeye Leaf Spot ( <i>Cercospora sojina</i> )  Pod and Stem Blight ( <i>Diaporthe phaseolorum</i> )  Powdery Mildew ( <i>Microsphaera diffusa</i> )  Rust ( <i>Phakopsora</i> spp.)	8-14	Begin applications prior to disease onset when conditions are conducive for disease. Apply Quadris Top Fungicide on a 7- to 10-day schedule making no more than 2 sequential applications before alternating to another fungicide with a different mode of action.  The addition of a spreading/penetrating type adjuvant such as a non-ionic based surfactant or crop oil concentrate or blend is recommended.  If disease pressure is high, use the shortest interval and highest rate.

**Application:** For best results, sufficient water volume must be used to provide thorough coverage. Quadris Top Fungicide can be applied by ground, chemigation, or aerial application. May be applied in a minimum of 2 gallons of water per acre by air. For chemigation, apply in 0.1-0.25 inches/A of water. Chemigation with excessive water may lead to a decrease in efficacy.

**Specific Use Restrictions:**

- 1) Do not apply more than 26.5 fl oz/A/year of Quadris Top Fungicide (0.35 lb azoxystrobin and 0.22 lb difenoconazole).
- 2) Do not apply more than 0.22 lb ai/A/year of difenoconazole-containing products.
- 3) Do not apply more than 1.5 lb ai/A/year of azoxystrobin-containing products.
- 4) Do not feed soybean hay, forage and silage.
- 5) Do not apply within 14 days of harvest (14-day PHI).



Crop	Target Diseases	Use Rate fl oz product/A	Remarks
<b>Stone Fruit, Crop Group 12-12</b> Apricots Cherries, Sweet Cherries, Tart Nectarines Peaches Plums Plumcot Prunes  Including all cultivars and/or hybrids of these	Alternaria Spot and Fruit Rot ( <i>A. alternata</i> )	12-14	For brown rot blossom blight, begin applications at early bloom and continue through petal fall.
	Anthracnose ( <i>Colletotrichum</i> spp.)		For brown rot on fruit, apply as needed a maximum of two sprays during the pre-harvest period up to the day of harvest (minimum of a 7-day retreatment interval). If high inoculum and severe disease conditions persist, apply a registered fungicide that is non-Group 11 or non-Group 9.
	Brown Rot Blossom Blight and Fruit Rot ( <i>Monilinia fructicola</i> , <i>M. laxa</i> )		For all other diseases, follow the brown rot blossom blight schedule. Make additional applications on a 10- to 14-day interval from the end of petal fall to harvest.
	Leaf Rust ( <i>Tranzschelia discolor</i> )		The addition of a spreading/penetrating type adjuvant such as a non-ionic based surfactant or crop oil concentrate or blend is recommended.
	Shot Hole ( <i>Wilsonomyces carpophilus</i> )		If disease pressure is high, use the shortest interval and highest rate.

**Application:** For best results, sufficient water volume must be used to provide thorough coverage. Quadris Top Fungicide can be applied by ground or aerial application. Stone fruit diseases are most effectively controlled by ground applications. A minimum of 15 gal/A of water for ground applications is recommended. For aerial applications a minimum of 10 gal/A of water is recommended.

**Complete List of Stone Fruit Crops:** Apricot; apricot, Japanese; capulin; cherry, black; cherry, Nanking; cherry, sweet; cherry, tart; Jujube, Chinese; nectarine; peach; plum; plum, American; plum, beach; plum, Canada; plum, cherry; plum, Chickasaw; plum, Damson; plum, Japanese; plum, Klamath; plum, prune; plumcot; sloe; cultivars, varieties, and/or hybrids of these.

**Specific Use Restrictions:**

- 1) Do not apply more than 56 fl oz/A/year of Quadris Top Fungicide (0.73 lb azoxystrobin and 0.46 lb difenoconazole).
- 2) Do not apply more than 0.46 lb ai/A/year of difenoconazole-containing products.
- 3) Do not apply more than 1.5 lb ai/A/year of azoxystrobin-containing products.
- 4) Quadris Top Fungicide may be applied on the day of harvest (0-day PHI).

Crop	Target Diseases	Use Rate fl oz product/A	Remarks
<b>Tomatoes</b> Tomatillo Including all cultivars and/or hybrids of these See complete list of tomato crops below.	Anthracnose <i>(Colletotrichum spp.)</i> Black Mold <i>(A. alternata)</i> Early Blight <i>(Alternaria solani)</i> Gray Leaf Spot <i>(Stemphylium botryosum)</i> Leaf Mold <i>(Fulvia fulva)</i> Powdery Mildew <i>(Leveillula taurica)</i> Septoria Leaf Spot <i>(S. lycopersici)</i> Target Spot <i>(Corynespora cassicola)</i>	8	Begin applications prior to disease development and continue throughout the season on a 7- to 10-day interval. Make no more than 2 consecutive applications before switching to another effective fungicide with a different mode of action. If disease pressure is high, use the shortest interval. <b>Use of Adjuvants:</b> Under certain weather conditions (particularly high temperatures) Quadris Top Fungicide in combination with high rates of silicone-based or oil containing (petroleum or crop) additives or adjuvants may cause injury. Do not exceed 0.125% adjuvant (v/v). Consult a Syngenta representative for more information concerning additives or adjuvants. A tank mixture with Dimethoate may cause crop injury. On fresh market tomatoes, do not use adjuvants or tank mix Quadris Top Fungicide with any EC product.

**Application:** For best results, use sufficient water volume to provide thorough coverage. Quadris Top Fungicide may be applied by ground, chemigation, or aerial application.

**Complete List of Tomato Crops:** Bush tomato; Cocona; Currant tomato; Garden huckleberry; Goji berry; Ground-cherry; Naranjilla; Sunberry; Tomatillo; Tomato; Tree tomato; cultivars, varieties, and/or hybrids of these.

**Specific Use Restrictions:**

- 1) Do not apply more than 47 fl oz/A/year of Quadris Top Fungicide (0.6 lb azoxystrobin and 0.39 lb difenoconazole).
- 2) Do not apply until 21 days after transplanting or 35 days after seeding.
- 3) Do not apply more than 0.46 lb ai/A/year of difenoconazole-containing products.
- 4) Do not apply more than 0.6 lb ai/A/year of azoxystrobin-containing products.
- 5) May be applied the day of harvest (0-day PHI).

Crop	Target Diseases	Use Rate fl oz product/A	Remarks
<b>Tree Nuts, Crop Group 14-12</b>  Beechnut Brazil Nut Butternut Cashew Chestnut Macadamia Walnut  See specific Directions for <b>Almonds</b> <b>Filberts</b> <b>Pecans</b> <b>Pistachios</b>	Foliar Diseases	12-14	Begin applications prior to disease onset when conditions are conducive for disease. Apply Quadris Top Fungicide on a 14- to 21-day schedule making no more than 2 sequential applications before alternating to another fungicide with a non-QoI (Group 11) mode of action.  The addition of a spreading/penetrating type adjuvant such as a non-ionic based surfactant or crop oil concentrate or blend is recommended.  If disease pressure is high, use the shortest interval and highest rate.
<b>Application:</b> For best results, sufficient water volume must be used to provide thorough coverage. Quadris Top Fungicide can be applied by ground or aerial application. A minimum of 15 gal/A of water for ground applications is recommended. For aerial applications, a minimum of 10 gal/A of water is recommended.			
<b>Complete List of Tree Nut Crops:</b> African nut-tree; almond; beechnut; Brazil nut; Brazilian pine; bunya; bur oak; butternut; Cajou nut; candlenut; cashew; chestnut; chinquapin; coconut; coquito nut; dika nut; ginkgo; Guiana chestnut; hazelnut (filbert); heartnut; hickory nut; Japanese horse-chestnut; macadamia nut; mongongo nut; monkey-pot; monkey puzzle nut; Okari nut; Pachira nut; peach palm nut; pecan; pequi; Pili nut; pine nut; pistachio; Sapucaia nut; tropical almond; walnut, black; walnut, English; yellowhorn; cultivars, varieties, and/or hybrids of these.			
<b>Specific Use Restrictions:</b> 1) Do not apply more than 56 fl oz/A/year of Quadris Top Fungicide (0.73 lb azoxystrobin and 0.46 lb difenoconazole). 2) Do not apply more than 0.46 lb ai/A/year of difenoconazole-containing products. 3) Do not apply more than 1.2 lb ai/A/year of azoxystrobin-containing products. 4) Do not apply within 45 days of harvest (45-day PHI).			

Crop	Target Diseases	Use Rate fl oz product/A	Remarks
<b>Vegetables, Tuberous and Corm, Subgroup 1C</b>  <i>For listing of crops in this group, see below.</i>  <i>See <b>Potatoes</b> for specific use directions.</i>	Ascochyta Leaf Spot ( <i>A. cynarae</i> )  Black Dot ( <i>Colletotrichum coccodes</i> )  Brown Spot ( <i>Alternaria alternata</i> )  Early Blight ( <i>Alternaria</i> spp.)  Powdery Mildew ( <i>Erysiphe cichoracearum</i> )  Rust ( <i>Uromyces betae</i> , <i>Puccinia helianthi</i> )  Septoria Leaf Spot ( <i>Septoria</i> spp.)	8-14	Begin applications prior to disease development and continue throughout the season on a 7- to 14-day interval. Make no more than 2 consecutive applications before switching to another effective fungicide with a different mode of action.  The addition of a spreading/penetrating type adjuvant such as a non-ionic based surfactant or crop oil concentrate or blend is recommended.  If disease pressure is high, use the shortest interval and highest rate.
<p><b>Application:</b> For best results, sufficient water volume must be used to provide thorough coverage. Quadris Top Fungicide can be applied by ground or aerial application. A minimum of 15 gal/A of water for ground applications is recommended. For aerial applications, a minimum of 10 gal/A of water is recommended.</p>			
<p><b>Complete List of Vegetables, Tuberous and Corm Subgroup 1C:</b> Arracacha, Arrowroot, Artichoke (Chinese and Jerusalem), Canna (Edible), Cassava (bitter and sweet), Chayote (root), Chufa, Dasheen, Ginger, Leren, Sweet Potato, Tanier, Tumeric, Yam (bean and true).</p>			
<p><b>Specific Use Restrictions:</b></p> <ol style="list-style-type: none"> <li>1) Do not apply more than 55.3 fl oz/A/year of Quadris Top Fungicide (0.72 lb azoxystrobin and 0.45 lb difenoconazole).</li> <li>2) Do not apply more than 0.46 lb ai/A/year of difenoconazole-containing products.</li> <li>3) Do not apply more than 2.0 lb ai/A/year of azoxystrobin-containing products.</li> <li>4) Do not apply within 14 days of harvest (14-day PHI).</li> </ol>			

**Quadris Top Fungicide Rate Conversion Table for Food Use**

Fl oz product/acre	Lb ai azoxystrobin	Lb ai difenoconazole
7.5	0.09	0.06
8	0.10	0.07
10	0.13	0.08
12	0.16	0.10
14	0.18	0.11
15.4	0.20	0.13

## **STORAGE AND DISPOSAL**

Do not contaminate water, food, or feed by storage or disposal.

### **Pesticide Storage**

Store in original container only. Store in a cool, dry and well-ventilated place. Protect from excessive heat. Keep container closed when not in use. Do not store near food or feed.

### **Pesticide Disposal**

Pesticide wastes may be toxic. Improper disposal of unused pesticide, spray mixture, or rinse water is a violation of Federal Law. If these wastes cannot be used according to label instructions, contact your State Pesticide or Environmental Control Agency, or the Hazardous Waste Representative at the nearest EPA Regional Office for guidance in proper disposal methods.

### **Container Handling [less than or equal to 5 gallons]**

**Non-refillable container.** Do not reuse or refill this container. Triple rinse container (or equivalent) promptly after emptying. Triple rinse as follows: empty the remaining contents into application equipment or a mix tank and drain for 10 seconds after the flow begins to drip. Fill the container <sup>1</sup>/<sub>4</sub> full with water and recap. Shake for 10 seconds. Pour rinsate into application equipment or a mix tank or store rinsate for later use or disposal. Drain for 10 seconds after the flow begins to drip. Repeat this procedure two more times. Then offer for recycling if available or puncture and dispose of in a sanitary landfill, or by incineration, or by other procedures approved by state and local authorities.

### **Container Handling [greater than 5 gallons]**



**Non-refillable container.** Do not reuse or refill this container. Triple rinse container (or equivalent) promptly after emptying. Triple rinse as follows: Empty the remaining contents into application equipment or a mix tank. Fill the container <sup>1</sup>/<sub>4</sub> full with water. Replace and tighten closures. Tip container on its side and roll it back and forth, ensuring at least one complete revolution, for 30 seconds. Stand the container on its end and tip it back and forth several times. Turn the container over onto its other end and tip it back and forth several times. Empty the rinsate into application equipment or a mix tank or store rinsate for later use or disposal. Repeat this procedure two more times. Then offer for recycling if available or puncture and dispose of in a sanitary landfill, or by incineration, or by other procedures approved by state and local authorities.

## **STORAGE AND DISPOSAL (continued)**

### **Container Handling [greater than 5 gallons]**

**Refillable container.** Refill this container with pesticide only. Do not reuse the container for any other purpose. Cleaning the container before final disposal is the responsibility of the person disposing of the container. Cleaning before refilling is the responsibility of the person refilling. To clean container before final disposal, empty the remaining contents from this container into application equipment or mix tank. Fill the container about 10 percent full with water. Agitate vigorously or recirculate water with the pump for 2 minutes. Pour or pump rinsate into application equipment or rinsate collection system. Repeat this rinsing procedure two more times. Then offer for recycling if available or puncture and dispose of in a sanitary landfill, or by incineration, or by other procedures approved by state and local authorities.

**CONTAINER IS NOT SAFE FOR FOOD, FEED, OR DRINKING WATER.**

Quadris Top®, the ALLIANCE FRAME   
the SYNGENTA Logo and the PURPOSE ICON   
are Trademarks of a Syngenta Group Company

©2017 Syngenta

For non-emergency (e.g., current product information), call  
Syngenta Crop Protection at 1-800-334-9481.

Manufactured for:  
Syngenta Crop Protection, LLC  
P.O. Box 18300  
Greensboro, North Carolina 27419-8300

**SCP 1313A-L5B 0717  
4085713**

GROUP 11 3 FUNGICIDES



Active Ingredients:	
Azoxystrobin* . . . . .	18.2%
Difenoconazole** . . . . .	11.4%
Other Ingredients:	70.4%
Total:	100.0%

\*CAS No. 131860-33-8  
\*\*CAS No. 119446-68-3

Quadris Top Fungicide is formulated as a suspension concentrate (SC) containing 1.67 lb of azoxystrobin active ingredient and 1.05 lb of difenoconazole active ingredient per gallon.

See additional precautionary statements and directions for use inside booklet.

### AGRICULTURAL USE REQUIREMENTS

Use this product only in accordance with its labeling and with the Worker Protection Standard, 40 CFR part 170. Refer to supplemental labeling under "Agricultural Use Requirements" in the Directions for Use section for information about this standard.

EPA Reg. No. 100-1313  
EPA Est. 100-NE-001

Quadris Top® and the Syngenta logo are trademarks of a Syngenta Group Company.

©2017 Syngenta

Manufactured for:  
Syngenta Crop Protection, LLC  
P.O. Box 18300  
Greensboro, North Carolina 27419-8300

SCP 1313A-L5B 0717  
4085713

## KEEP OUT OF REACH OF CHILDREN. CAUTION

See additional precautionary statements and directions for use inside booklet.

### FIRST AID

**If swallowed:** Call a poison control center or doctor immediately for treatment advice. Have person sip a glass of water if able to swallow. Do not induce vomiting unless told to by a poison control center or doctor. Do not give anything by mouth to an unconscious person. **If on skin:** Take off contaminated clothing. Rinse skin immediately with plenty of water for 15-20 minutes. Call a poison control center or doctor for treatment advice. **If in eyes:** Hold eye open and rinse slowly and gently with water for 15-20 minutes. Remove contact lenses, if present, after the first 5 minutes, then continue rinsing eye. Call a poison control center or doctor for treatment advice.

Have the product container or label with you when calling a poison control center or doctor, or going for treatment.

**HOT LINE NUMBER:** For 24-Hour Medical Emergency Assistance (Human or Animal) Or Chemical Emergency Assistance (Spill, Leak, Fire or Accident) Call 1-800-888-8372.

### PRECAUTIONARY STATEMENTS

#### Hazards to Humans and Domestic Animals

#### CAUTION

Harmful if swallowed or absorbed through skin. Causes moderate eye irritation. Avoid contact with skin, eyes or clothing. Wear protective eyewear. Wash thoroughly with soap and water after handling and before eating, drinking, chewing gum, using tobacco, or using the toilet. Remove and wash contaminated clothing before reuse.

**Environmental Hazards:** Difenoconazole is toxic to fish, mammals and aquatic invertebrates. Drift and runoff may be hazardous to estuarine/marine organisms in water adjacent to treated area.

Azoxystrobin is toxic to freshwater and estuarine/marine fish and aquatic invertebrates. Azoxystrobin can be persistent for several months or longer.

Do not discharge effluent containing this product into lakes, streams, ponds, estuaries, oceans or other waters unless in accordance with the requirements of a National Pollutant Discharge Elimination System (NPDES) permit and the permitting authority has been notified in writing prior to discharge. Do not discharge effluent containing this product to sewer systems without previously notifying the local sewage treatment plant authority. For guidance, contact your State Water Board or regional office of the EPA.

For terrestrial uses: Do not apply directly to water, or to areas where surface water is present or to intertidal areas below the mean high water mark. Drift and runoff may be hazardous to aquatic

organisms in water adjacent to treated areas. Do not contaminate water when disposing of equipment washwater or rinsate.

**Groundwater Advisory:** Azoxystrobin and a degradate of azoxystrobin are known to leach through soil into groundwater under certain conditions as a result of label use. This chemical may leach into groundwater if used in areas where soils are permeable, particularly where the water table is shallow.

**Surface Water Advisory:** This product may impact surface water quality due to runoff of rain water. This is especially true for poorly draining soils and soils with shallow ground water. This product is classified as having a high potential for reaching surface water via runoff for several months or more after application. A level, well-maintained vegetative buffer strip between areas to which this product is applied and surface water features such as ponds, streams, and springs will reduce the potential loading of Azoxystrobin and a degradate of Azoxystrobin from runoff water and sediment. Runoff of this product will be reduced by avoiding applications when rainfall or irrigation is expected to occur within 48 hours.

Notify State and/or Federal authorities and Syngenta immediately if you observe any adverse environmental effects due to use of this product.

### STORAGE AND DISPOSAL


Do not contaminate water, food, or feed by storage or disposal.

**Pesticide Storage:** Store in original container only. Store in a cool, dry and well-ventilated place. Protect from excessive heat. Keep container closed when not in use. Do not store near food or feed.

**Pesticide Disposal:** Pesticide wastes may be toxic. Improper disposal of unused pesticide, spray mixture, or rinse water is a violation of Federal Law. If these wastes cannot be used according to label instructions, contact your State Pesticide or Environmental Control Agency, or the Hazardous Waste Representative at the nearest EPA Regional Office for guidance in proper disposal methods.

**Container Handling: Non-refillable container.** Do not reuse or refill this container. Triple rinse container (or equivalent) promptly after emptying. Triple rinse as follows: empty the remaining contents into application equipment or a mix tank and drain for 10 seconds after the flow begins to drip. Fill the container 1/4 full with water and recap. Shake for 10 seconds. Pour rinsate into application equipment or a mix tank or store rinsate for later use or disposal. Drain for 10 seconds after the flow begins to drip. Repeat this procedure two more times. Then offer for recycling if available or puncture and dispose of in a sanitary landfill, or by incineration, or by other procedures approved by state and local authorities.

**CONTAINER IS NOT SAFE FOR FOOD, FEED, OR DRINKING WATER.**



# 2.5 gallons

Net Contents

