

PEEL HERE
TO OPEN 

Rancona[®] CTS

Seed Protectant

ACTIVE INGREDIENTS:	(% by weight)
ipconazole (CAS No. 125225-28-7)	2.42%*
metalaxyl (CAS No. 57837-19-1)	1.94%*
OTHER INGREDIENTS:	95.64%
TOTAL:	100.0%

*Contains 0.209 lb. ipconazole and 0.167 lb. metalaxyl per gallon.

*Contains 25 grams ipconazole and 20 grams metalaxyl per liter.

KEEP OUT OF REACH OF CHILDREN CAUTION

See inside booklet for additional First Aid, Precautionary Statements, and Directions for Use.

For Product Use Information Call 1-866-761-9397


Manufactured for:


MACDERMID AGRICULTURAL SOLUTIONS, INC.

245 Freight Street

Waterbury, CT 06702-1818

EPA Reg. No. 400-592

 EPA Est. No. 070815-GA-001

 EPA Est. No. 089332-GA-002

The EPA Establishment Number is identified by the circled letters that match the first two letters in the batch number.

004/012716a

523981-B(0518)

NET CONTENTS: 2.5 GALLONS

FIRST AID

IF IN EYES:	<ul style="list-style-type: none">• Hold eye open and rinse slowly and gently with water for 15 to 20 minutes.• Remove contact lenses, if present, after the first 5 minutes, then continue rinsing eye.• Call a poison control center or doctor for treatment advice.
IF ON SKIN OR CLOTHING:	<ul style="list-style-type: none">• Take off contaminated clothing.• Rinse skin immediately with plenty of water for 15-20 minutes.• Call a poison control center or doctor for treatment advice.
IF SWALLOWED:	<ul style="list-style-type: none">• Immediately call a poison control center or doctor.• Do not induce vomiting unless told to do so by a poison control center or doctor.• Do not give any liquid to the person. Do not give anything by mouth to an unconscious person.
EMERGENCY ASSISTANCE: Have the product container or label with you when calling a poison control center or doctor, or going for treatment: FOR 24-HOUR MEDICAL EMERGENCY ASSISTANCE CALL PROPHARMA: 1-866-303-6952 or +1-651-603-3432. FOR 24-HOUR CHEMICAL EMERGENCY (Spill, leaks, fire, exposure, or accident) CALL CHEMTREC: 1-800-424-9300 or +1-703-527-3887.	

PRECAUTIONARY STATEMENTS

HAZARDS TO HUMANS AND DOMESTIC ANIMALS

CAUTION: Causes moderate eye irritation. Harmful if swallowed or absorbed through skin. Avoid contact with skin, eyes or clothing. Wash thoroughly with soap and water after handling and before eating, drinking, chewing gum, using tobacco or using the toilet. Remove and wash contaminated clothing before reuse.

PERSONAL PROTECTIVE EQUIPMENT (PPE)

Some materials that are chemical-resistant to this product are made of barrier laminate, butyl rubber, nitrile rubber, neoprene rubber, or Viton.

Applicators and Other Handlers Must Wear: Long-sleeved shirt and long pants; chemical-resistant gloves, such as barrier laminate, butyl rubber, nitrile rubber, neoprene rubber, or Viton; and shoes plus socks. Follow manufacturer's instructions for cleaning and maintaining PPE. If no such instructions for washables exist, use detergent and hot water. Keep and wash PPE separately from other laundry.

When handlers use closed systems in a manner that meets the requirements listed in the Worker Protection Standard (WPS) for agricultural pesticides [40 CFR 170.240 (d) (4)], the handler PPE may be reduced or modified as specified in the WPS.

USER SAFETY RECOMMENDATIONS

Users should:

- Wash hands before eating, drinking, chewing gum, using tobacco, or using the toilet.
- Remove clothing immediately if pesticide gets inside. Then wash thoroughly and put on clean clothing.
- Remove PPE immediately after handling this product. Wash the outside of gloves before removing. As soon as possible, wash thoroughly and change into clean clothing.

ENVIRONMENTAL HAZARDS

Do not apply directly to water, or to areas where surface water is present or to intertidal areas below the mean high water mark. Treated seeds exposed on soil surface may be hazardous to wildlife. Cover or collect treated seeds spilled during loading and planting. Dispose of all excess treated seed by burying seed away from bodies of water. Do not contaminate water when disposing of equipment washwater or rinsate.

Ipconazole may persist in soil, and long-term use in the same field may result in an accumulation of active ingredient.

Groundwater Advisory: Metalaxyl is known to leach through soil into groundwater under certain conditions as a result of agricultural use. Use of this chemical in areas where soils are permeable, particularly where the water table is shallow, may result in groundwater contamination.

DIRECTIONS FOR USE

It is a violation of Federal law to use this product in a manner inconsistent with its labeling. Read all label directions carefully before use. Do not apply this product in a way that will contact workers or other persons. Only protected handlers may be in the area during application. For any requirements specific to your State or Tribe, consult the agency responsible for pesticide regulation.

PRODUCT INFORMATION

RANCONA® CTS Seed Protectant is a systemic and contact broad-spectrum fungicide for seed treatment that protects against a wide variety of seed borne and soil borne diseases as listed in the Application Instructions table for the specific crops.

RANCONA CTS may be diluted with water to achieve good uniformity of treatment, or mixed with other registered seed treatment products before use in order achieve broader spectrum control. The actual final slurry volume will depend on the type of treater used, other seed treatment products that are used in combination, the seed type being treated and/or the treating facility temperatures. Mix **RANCONA CTS** and water or other seed treatment products thoroughly into a slurry before treating seed. Use a minimum total slurry application volume of 3 fl oz per 100 lb of seed. Recalibrate treating equipment to apply the targeted slurry volume, taking into account the total treatment and dilution water volumes. Contact your local MacDermid representative or supplier for specific recommendations.

Do not use **RANCONA CTS** in combination with other seed treatment products unless their compatibility has been verified. Always read and carefully follow all label directions and precautions of each combination product. When using combinations of products, the most restrictive of label limitations and precautions must be followed. Do not tank mix with any pesticide that has a prohibition against tank mixing. Recalibrate treating equipment to compensate for the addition of the other seed treatment products.

NOTE: This product is undyed. The purchaser of this product is responsible for ensuring that all seed treated with this product are adequately colored with a suitable colorant to prevent its accidental use as food for man or feed for animals. Refer to 21CFR, Part 2. 25. Any colorant added to treated seed must be cleared for use under 40CFR, Part 153.155.

ALWAYS SHAKE, STIR OR OTHERWISE MIX THIS PRODUCT WELL BEFORE USE

SEED TREATMENT EQUIPMENT

Apply **RANCONA CTS** Seed Protectant using mechanical, slurry, or mist-type seed treating equipment, provided that the equipment can be calibrated to accurately and uniformly apply the product to seed. Uniform application to seed is necessary to ensure best disease protection and optimum performance. Seed should be sound and well cured before treatment. Refer to the label rates below.

Equipment Cleaning: Following applications, thoroughly rinse seed treatment equipment with water. Do not contaminate water by disposal of equipment washwater or rinsate.

USE RESTRICTIONS AND PRECAUTIONS

- Do not use treated seed for food, feed or oil purposes.
- Care must be exercised in the handling of treated seed. Do not use augers used for handling treated seed to move seed for feed, food or oil processing. Do not re-use packaging from treated seed to handle food or feed products. Dispose of seed packaging or containers in accordance with local requirements.
- IN CALIFORNIA: ONLY for use in commercial seed-treatment establishments. NOT allowed for “on-farm” use.
- Do not use in hopper boxes, planter boxes, or seed boxes.

NOTE regarding maximum usage when applying multiple metalaxyl and/or mefenoxam containing products to the same crop within the same season: Do not apply more than the maximum seasonal total for the active ingredient as stated on the label containing the lowest seasonal total on that crop.

This product is undyed. The purchaser of this product is responsible for ensuring that all seed treated with this product are adequately colored with a suitable colorant to prevent its accidental use as food for man or feed for animals. Refer to 21CFR, Part 2. 25. Any colorant added to treated seed must be cleared for use under 40CFR, Part 153. 155.

APPLICATION INSTRUCTIONS

Crop	Application Rate	Diseases Controlled	Diseases Partially Controlled*
Soybeans	1. 53 fl oz per 100 lb seed or To deliver 0. 0073 mg ai per seed, apply 0. 76 fl oz of product per 140,000 seeds (Based on average of 2,800 seeds per lb)	Seed rots (seed and soil borne <i>Penicillium</i> and <i>Aspergillus</i>) Seed rot, damping off and seedling blight (seed and/or soil borne <i>Fusarium</i> spp., <i>Rhizoctonia solani</i> and <i>Phomopsis</i> (<i>Diaporthe</i>). Seed-borne <i>Botrytis</i> and <i>Sclerotinia</i>	Seed rot, damping off and seedling blight (<i>Pythium</i> spp.)
Beans dried shelled beans edible podded beans succulent shelled beans	1. 53 fl oz per 100 lb seed or To deliver 0. 0127 mg ai per seed, apply 0. 96 fl oz of product per 100,000 seeds (Based on average of 1,600 seeds per lb)	Seed rots (seed and soil borne <i>Penicillium</i> and <i>Aspergillus</i>). Seed rot, damping off and seedling blight, (seed and/or soil borne <i>Fusarium</i> spp. and <i>Rhizoctonia solani</i> .) Seed-borne <i>Botrytis</i> and <i>Sclerotinia</i> Seed borne seed rot, damping off and seedling blight (<i>Ascochyta</i> spp.)	Seed-borne Anthracnose (<i>Colletotrichum lindemuthianum</i>) Seed rot, damping off and seedling blight (<i>Pythium</i> spp.)
Peas dried shelled peas edible podded peas succulent shelled peas	1. 53 fl oz per 100 lb seed or To deliver 0. 0064 mg ai per seed, apply 0. 48 fl oz of product per 100,000 seeds (Based on average of 3,200 seeds per lb)	Seed rots (seed and soil borne <i>Penicillium</i> and <i>Aspergillus</i>). Seed rot, damping off and seedling blight (seed and/or soil borne <i>Fusarium</i> spp. and <i>Rhizoctonia solani</i> .) Seed-borne <i>Botrytis</i> and <i>Sclerotinia</i> Seed borne seed rot, damping off and seedling blight (<i>Ascochyta</i> spp.)	Seed rot, damping off and seedling blight (<i>Pythium</i> spp.)
Wheat (Spring and Winter)	0. 92 to 1. 53** fl oz per 100 lb seed or To deliver 0. 0009 - 0. 0016 mg ai per seed, apply 0. 071-0. 118 fl oz of product per 100,000 seeds (Based on average of 13,000 seeds per lb)	Seed rots (seed and soil borne <i>Penicillium</i> and <i>Aspergillus</i>) Seed rot, damping off and seedling blight (seed and/or soil borne <i>Fusarium</i> spp., <i>Rhizoctonia solani</i> and <i>Cochliobolus sativus</i>) Loose Smut (<i>Ustilago tritici</i>) Common Bunt (<i>Tilletia caries</i> , <i>T. foetida</i>)	Common root rot (<i>Cochliobolus sativus</i>) Crown and foot Rot (<i>Fusarium</i> spp.) Seed rot, damping off and seedling blight (<i>Pythium</i> spp.)*

Crop	Application Rate	Diseases Controlled	Diseases Partially Controlled*
Barley	0. 92 to 1. 53** fl oz per 100 lb seed or To deliver 0. 0009 - 0. 0016 mg ai per seed, apply 0. 071-0. 118 fl oz of product per 100,000 seeds (Based on average of 13,000 seeds per lb)	Seed rots (seed and soil borne <i>Penicillium</i> and <i>Aspergillus</i>) Seed rot, damping off and seedling blight (seed and/or soil borne <i>Fusarium</i> spp., <i>Rhizoctonia solani</i> and <i>Cochliobolus sativus</i>) True Loose Smut (<i>Ustilago nuda</i>) Covered Smut (<i>U. hordei</i>) False Loose Smut (<i>U. nigra</i>)	Common root rot (<i>Cochliobolus sativus</i>) Crown and foot Rot (<i>Fusarium</i> spp.) Leaf Stripe (<i>Pyrenophora graminea</i>) Seed rot, damping off and seedling blight (<i>Pythium</i> spp.)*
Oats	0. 92 to 1. 53** fl oz per 100 lb seed or To deliver 0. 0009 - 0. 0016 mg ai per seed, apply 0. 071-0. 118 fl oz of product per 100,000 seeds (Based on average of 13,000 seeds per lb)	Seed rots (seed and soil borne <i>Penicillium</i> and <i>Aspergillus</i>) Seed rot, damping off and seedling blight (seed and/or soil borne <i>Fusarium</i> spp., <i>Rhizoctonia solani</i> and <i>Cochliobolus sativus</i>) Loose Smut (<i>Ustilago avenae</i>) Covered Smut (<i>U. segetum</i> var. <i>hordei</i>)	Common root rot (<i>Cochliobolus sativus</i>) Crown and foot Rot (<i>Fusarium</i> spp.) Seed rot, damping off and seedling blight (<i>Pythium</i> spp.)*
Rye, Triticale	0. 92 to 1. 53** fl oz per 100 lb seed or To deliver 0. 0006 - 0. 0011 mg ai per seed, apply 0. 049-0. 081 fl oz of product per 100,000 seeds (Based on average of 18,850 seeds per lb)	Seed rots (seed and soil borne <i>Penicillium</i> and <i>Aspergillus</i>) Seed rot, damping off and seedling blight (seed and/or soil borne <i>Fusarium</i> spp., <i>Rhizoctonia solani</i> and <i>Cochliobolus sativus</i>)	Common root rot (<i>Cochliobolus sativus</i>) Crown and foot Rot (<i>Fusarium</i> spp.) Seed rot, damping off and seedling blight (<i>Pythium</i> spp.)*
Sorghum	1. 53 fl oz per 100 lb seed or To deliver 0. 0011 mg ai per seed, apply 0. 085 fl oz of product per 100,000 seeds (Based on average of 18,000 seeds per lb)	Seed rot, damping off and seedling blight (seed and/or soil borne <i>Fusarium</i> spp. and <i>Rhizoctonia solani</i>)	Root rot (<i>Fusarium</i> spp.) Seed rot, damping off and seedling blight (<i>Pythium</i> spp.)

*Partial control can either mean erratic control from good to poor, or consistent control at a level below that generally considered acceptable for commercial disease control

**The rate of 1. 53 fl oz per 100 lb of seed is needed to provide control *Pythium* of seed rot, damping-off and seedling blight on wheat, barley, oats, rye and triticale.

TREATED SEED LABELING

Seeds treated with this product that are then packaged or bagged for future use must contain the following labeling on the outside of the seed package or bag:

“This package or bag contains seed which has been treated with ipconazole and metalaxyl.

- Do not use for food, feed or oil purposes. Store away from feeds and foodstuffs.
- Persons opening this bag or package or loading/pouring the treated seed must wear a long-sleeved shirt; long pants; chemical resistant gloves such as barrier laminate, butyl rubber, neoprene or Viton; shoes and socks.
- After seeds have been planted, do not enter or allow worker entry into treated areas during the restricted entry interval (REI) of 24 hours. *Exception:* Once the seeds are planted in soil, the Worker Protection Standard, under certain circumstances, allows workers to enter the treated area without restriction if there will be no worker contact with the soil subsurface or treated seed. PPE required for early entry to treated areas that is permitted under the Worker Protection Standard and that involves contact with anything that has been treated, such as plants, soil, or water, is: long-sleeved shirt and long pants; chemical-resistant gloves such as barrier laminate, butyl rubber, nitrile rubber, or Viton; shoes plus socks.
- Treated seeds exposed on soil surface may be hazardous to wildlife. Cover or collect treated seeds spilled during loading and planting. Dispose of all excess treated seed by burying seed away from bodies of water.
- Do not contaminate bodies of water when disposing of planting equipment wash water.
- Dispose of seed packaging or containers in accordance with local requirements.

STORAGE AND DISPOSAL

Do not contaminate water, food or feed by storage or disposal.

PESTICIDE STORAGE: Store in original container only. After partial use, replace lid and close tightly. Store in a secure place that is temperate, dry and out of direct sunlight. Avoid excess heat. Do not freeze. **Always shake, stir or otherwise mix this product well before use.**

PESTICIDE DISPOSAL: Wastes resulting from the use of this product may be disposed of on site or at an approved waste disposal facility. Cover or incorporate spilled treated seeds.

CONTAINER DISPOSAL:

Nonrefillable Container

Plastic containers: Do not reuse or refill this container. Triple rinse container (or equivalent) promptly after emptying. Then offer container for recycling if available, reconditioning if appropriate, or puncture and dispose of in a sanitary landfill, by incineration, or if allowed by State and local authorities, by burning. If burned, stay out of smoke.

Triple rinse as follows:

For containers with capacity equal to or less than 5 gallons: Empty the remaining contents into application equipment or a mix tank and drain for 10 seconds after the flow begins to drip. Add water - at least 2% of the container volume, and up to 1/3 of the volume of water needed to make the proper slurry composition with a maximum of 1/4 of the container volume - and recap. Shake for 30 seconds. Pour rinsate into application equipment or a mix tank or store rinsate for later use or disposal. Drain for 10 seconds after the flow begins to drip. Repeat this procedure two more times. If used in application equipment, adjust the slurry volume application rate to account for any added rinsate water.

Recycling:

Once cleaned, some agricultural plastic pesticide containers can be taken to a container collection site or picked up for recycling. To find the nearest site, contact your chemical dealer or manufacturer, or contact the Ag Container Recycling Council (ACRC) at 1-877-952-2272 (toll free) or www.acrecycle.org.

IMPORTANT NOTICE - MacDermid Agricultural Solutions, Inc. warrants that this product conforms to the chemical description and is reasonable fit for the purposes stated on the label only when used in accordance with the directions and instructions specified on the label under normal conditions of use, but neither this warranty nor any other warranty of merchantability or fitness for a particular purpose, expressed or implied, extends to the use of this product, contrary to label instructions, or under conditions not reasonably foreseeable to seller, and, to the extent consistent with applicable law, the buyer assumes the risk of any such use.

Treatment of highly mechanically damaged seed, or seed known to be of low vigor and poor quality, except for the purpose of curative control of existing disease pests, may result in reduced germination and/or reduction of seed and seedling vigor. Treat and conduct germination tests on a small test sample of seed before treating commercial quantities with a selected chemical treatment. Due to seed quality and seed storage conditions beyond the control of MacDermid, MacDermid makes no claims or guarantees as to germination of carry-over seed.

RANCONA is a registered trademark of an Arysta LifeScience Group Company.

©2018 Arysta LifeScience Group Company.

This page was intentionally left blank.

Rancona® CTS

Seed Protectant

ACTIVE INGREDIENTS:	(% by weight)
ipconazole (CAS No. 125225-28-7)	2.42%*
metalaxyl (CAS No. 57837-19-1)	1.94%**
OTHER INGREDIENTS:	95.64%
TOTAL:	100.0%

*Contains 0.209 lb. ipconazole and 0.167 lb. metalaxyl per gallon.

**Contains 25 grams ipconazole and 20 grams metalaxyl per liter.

KEEP OUT OF REACH OF CHILDREN CAUTION

See inside booklet for additional First Aid, Precautionary Statements, and Directions for Use.
For Product Use Information Call 1-866-761-9397

FIRST AID	
IF IN EYES:	<ul style="list-style-type: none">• Hold eye open and rinse slowly and gently with water for 15 to 20 minutes.• Remove contact lenses, if present, after the first 5 minutes, then continue rinsing eye.• Call a poison control center or doctor for treatment advice.
IF ON SKIN OR CLOTHING:	<ul style="list-style-type: none">• Take off contaminated clothing.• Rinse skin immediately with plenty of water for 15-20 minutes.• Call a poison control center or doctor for treatment advice.
IF SWALLOWED:	<ul style="list-style-type: none">• Immediately call a poison control center or doctor.• Do not induce vomiting unless told to do so by a poison control center or doctor.• Do not give any liquid to the person. Do not give anything by mouth to an unconscious person.
EMERGENCY ASSISTANCE: Have the product container or label with you when calling a poison control center or doctor, or going for treatment: FOR 24-HOUR MEDICAL EMERGENCY ASSISTANCE CALL PROPHARMA: 1-866-303-6952 or +1-651-603-3432. FOR 24-HOUR CHEMICAL EMERGENCY (Spill, leaks, fire, exposure, or accident) CALL CHEMTREC: 1-800-424-9300 or +1-703-527-3887.	

PRECAUTIONARY STATEMENTS

HAZARDS TO HUMANS AND DOMESTIC ANIMALS

CAUTION: Causes moderate eye irritation. Harmful if swallowed or absorbed through skin. Avoid contact with skin, eyes or clothing. Wash thoroughly with soap and water after handling and before eating, drinking, chewing gum, using tobacco or using the toilet. Remove and wash contaminated clothing before reuse.

PERSONAL PROTECTIVE EQUIPMENT (PPE)

Some materials that are chemical-resistant to this product are made of barrier laminate, butyl rubber, nitrile rubber, neoprene rubber, or Viton.

Applicators and Other Handlers Must Wear: Long-sleeved shirt and long pants; chemical-resistant gloves, such as barrier laminate, butyl rubber, nitrile rubber, neoprene rubber, or Viton; and shoes plus socks. Follow manufacturer's instructions for cleaning and maintaining PPE. If no such instructions for washables exist, use detergent and hot water. Keep and wash PPE separately from other laundry. When handlers use closed systems in a manner that meets the requirements listed in the Worker Protection Standard (WPS) for agricultural pesticides [40 CFR 170.240 (d) (4)], the handler PPE may be reduced or modified as specified in the WPS.

USER SAFETY RECOMMENDATIONS

Users should:

- Wash hands before eating, drinking, chewing gum, using tobacco, or using the toilet.
- Remove clothing immediately if pesticide gets inside. Then wash thoroughly and put on clean clothing.
- Remove PPE immediately after handling this product. Wash the outside of gloves before removing. As soon as possible, wash thoroughly and change into clean clothing.

ENVIRONMENTAL HAZARDS

Do not apply directly to water, or to areas where surface water is present or to intertidal areas below the mean high water mark.

Treated seeds exposed on soil surface may be hazardous to wildlife. Cover or collect treated seeds spilled during loading and planting. Dispose of all excess treated seed by burying seed away from bodies of water. Do not contaminate water when disposing of equipment washwater or rinsate.

Ipconazole may persist in soil, and long-term use in the same field may result in an accumulation of active ingredient.

Groundwater Advisory: Metalaxyl is known to leach through soil into groundwater under certain conditions as a result of agricultural use. Use of this chemical in areas where soils are permeable, particularly where the water table is shallow, may result in groundwater contamination.

DIRECTIONS FOR USE

It is a violation of Federal law to use this product in a manner inconsistent with its labeling. Read all label directions carefully before use.

Do not apply this product in a way that will contact workers or other persons. Only protected handlers may be in the area during application. For any requirements specific to your State or Tribe, consult the agency responsible for pesticide regulation.

STORAGE AND DISPOSAL

Do not contaminate water, food or feed by storage or disposal.

PESTICIDE STORAGE: Store in original container only. After partial use, replace lid and close tightly. Store in a secure place that is temperate, dry and out of direct sunlight. Avoid excess heat. Do not freeze. **Always shake, stir or otherwise mix this product well before use.**

PESTICIDE DISPOSAL: Wastes resulting from the use of this product may be disposed of on site or at an approved waste disposal facility. Cover or incorporate spilled treated seeds.

CONTAINER DISPOSAL:

Nonrefillable Container

Plastic containers: Do not reuse or refill this container. Triple rinse container (or equivalent) promptly after emptying. Then offer container for recycling if available, reconditioning if appropriate, or puncture and dispose of in a sanitary landfill, by incineration, or if allowed by State and local authorities, by burning. If burned, stay out of smoke.

Triple rinse as follows:

For containers with capacity equal to or less than 5 gallons: Empty the remaining contents into application equipment or a mix tank and drain for 10 seconds after the flow begins to drip. Add water - at least 2% of the container volume, and up to 1/3 of the volume of water needed to make the proper slurry composition with a maximum of 1/4 of the container volume - and recap. Shake for 30 seconds. Pour rinsate into application equipment or a mix tank or store rinsate for later use or disposal. Drain for 10 seconds after the flow begins to drip. Repeat this procedure two more times. If used in application equipment, adjust the slurry volume application rate to account for any added rinsate water.

Recycling:

Once cleaned, some agricultural plastic pesticide containers can be taken to a container collection site or picked up for recycling. To find the nearest site, contact your chemical dealer or manufacturer, or contact the Ag Container Recycling Council (ACRC) at 1-877-952-2272 (toll free) or www.acrcycle.org.

RANCONA is a registered trademark of an Arysta LifeScience Group Company.

Manufactured for:


MACDERMID AGRICULTURAL SOLUTIONS, INC.

245 Freight Street

Waterbury, CT 06702-1818

EPA Reg. No. 400-592

 EPA Est. No. 070815-GA-001

 EPA Est. No. 089332-GA-002

The EPA Establishment Number is identified by the circled letters that match the first two letters in the batch number.

004/012716a

523981-B(0518)

NET CONTENTS: 2.5 GALLONS