

US03782372H (110824) LABMC SCALA BRAND SC 0.5 GAL

← 3.25" →

contents into application equipment or a mix tank and drain for 10 seconds after the flow begins to drip. Fill the container 1/4 full with water and recap. Shake for 10 seconds. Pour rinsate into application equipment or a mix tank or store rinsate for later use or disposal. Drain for 10 seconds after the flow begins to drip. Repeat this procedure two more times.

Rigid container greater than 5 gallons:

Non-refillable container. Do not reuse or refill this container. Triple rinse container (or equivalent) promptly after emptying. Triple rinse as follows: Empty the remaining contents into application equipment or a mix tank. Fill the container 1/4 full with water. Replace and tighten closures. Tip container on its side and roll it back and forth, ensuring at least one complete revolution, for 30 seconds. Stand the container on its end and tip it back and forth several times. Empty the rinsate into application equipment or a mix tank or store rinsate for later use or disposal. Repeat this procedure two more times.

Offer for recycling, if available or reconditioning, or puncture and dispose of in a sanitary landfill, or by incineration, or, if allowed by state and local authorities, by burning. If burned, stay out of smoke.

PRODUCT INFORMATION

SCALA® brand SC Fungicide is a sprayable, foliar fungicide for control of certain plant diseases on: almonds, pistachios, bulb vegetables, grapes, lemons, stone fruits (except cherries), pome fruits, potatoes and other tuberous and corm vegetables, strawberries and tomatoes. See HOW TO USE directions for a complete list of all crops approved for use. Use of SCALA BRAND SC FUNGICIDE should be integrated into an overall disease, pest management, or IPM program. SCALA BRAND SC FUNGICIDE may be used with disease forecasting or Extension advisory programs that recommend application timings based on environmental factors favorable to disease development. Consult with your local agricultural authorities for IPM strategies established for your area.

The higher rates in the rate range or shorter spray intervals may be required under conditions of heavy infection pressure, highly susceptible varieties, or when disease-conducive environmental conditions exist. FAILURE TO FOLLOW THE DIRECTIONS AND

↑
3.5"
↓

← 3.25" →

PRECAUTIONS ON THIS LABEL MAY RESULT IN ILLEGAL RESIDUES, POOR DISEASE CONTROL, AND/OR CROP INJURY. Applications may be made at the longer spray intervals under low to moderate disease pressure.

FUNGICIDE RESISTANCE STATEMENT

SCALA BRAND SC FUNGICIDE is an anilinopyrimidine (AP) fungicide that exhibits no known cross-resistance to fungicide chemistry such as sterol-inhibitors, dicarboximides, benzimidazoles, quinone outside inhibitors (QoI), or phenylamides. SCALA BRAND SC FUNGICIDE inhibits or interferes with the secretion of enzymes necessary for infection in several plant pathogenic fungi species. It may exhibit cross-resistance in certain plant-pathogenic fungi to other fungicides of Group 9, which include anilinopyrimidine (AP) compounds such as cyprodinil. Fungal pathogens can develop resistance to products with the same mode of action when used repeatedly. Because resistance development cannot be predicted, use of this product should conform to resistance management strategies established for the crop and use area. Consult your local or State agricultural authorities for resistance management strategies that are complementary to those in this label. Resistance management strategies may include rotating and/or tank mixing with products having different modes of action or limiting the total number of applications per season. Bayer CropScience encourages responsible resistance management to ensure effective long-term control of the fungal diseases on this label.

Do not use a fungicide from the AP group for more than 4 sprays in any one season as a solo product or 5 treatments in a mixture against *Venturia spp.* In pome fruits, use as a curative treatment only in conjunction with a reliable scab warning system. For disease control on bulb vegetables, strawberries, and grapes, do not use a fungicide from the AP group for more than 2 of 6 applications or 3 of 7 applications in any one season. When applying SCALA BRAND SC FUNGICIDE alone on any crop, do not make more than two consecutive applications of SCALA BRAND SC FUNGICIDE without alternating to an equal number of applications of a fungicide from a different resistance management group. SCALA BRAND SC FUNGICIDE should not be alternated or tank mixed with any fungicide to which resistance has already developed.

↑ 3.5" ↓

US03782372H (110824) LABMC SCALA BRAND SC 0.5 GAL

← 3.25" →

HOW TO USE SCALA BRAND SC FUNGICIDE

Ground Application

Apply in a minimum of 50 gallons of water per acre for tree and vine crops and 15 gallons of water per acre for field and vegetable crops. Thorough and uniform coverage is essential for effective disease control.

Aerial Application

Apply SCALA BRAND SC FUNGICIDE using fixed wing or rotary aircraft equipment in a minimum of 15 gallons of water per acre for tree and vine crops and 5 gallons of water per acre for field and vegetable crops. Thorough and uniform coverage is essential for effective disease control.

Greenhouse Applications (tomato only)

In unventilated glass or plastic houses, the vapor activity of SCALA BRAND SC FUNGICIDE can produce brown or necrotic spots on the crop. Intensity and frequency of these effects depend on the relative humidity (e.g., above 80%), duration of vapor exposure and concentration of the spray solution. Thus ventilation after spraying is necessary in such systems.

Mixing Instructions

Prepare no more spray mixture than is needed for immediate operation. Add 1/2 of the required amount of water to the mix tank. Start the agitator running before adding the required amount of SCALA BRAND SC FUNGICIDE. Continue agitation while filling the tank to ensure thorough mixing. Maintain agitation during application and apply with properly calibrated application equipment. Do not allow spray mixture to stand overnight or for prolonged periods. A high quality spreader/sticker, approved for use on growing crops, may be used with SCALA BRAND SC FUNGICIDE. SCALA BRAND SC FUNGICIDE should be added to the tank before the addition of any adjuvant. Consult the adjuvant label or manufacturer for crop tolerance and safety information when used with SCALA BRAND SC FUNGICIDE.

↑ 3.5" ↓

US03782372H (110824) LABMC SCALA BRAND SC 0.5 GAL

3.25"

Compatibility

SCALA BRAND SC FUNGICIDE is compatible with most commonly used fungicide (except Captan 50 WP at <10 gallons spray volume per acre), herbicide, insecticide, and foliar nutrient products. However, the physical compatibility of SCALA BRAND SC FUNGICIDE with all potential tank mix partners has not been fully investigated. If tank mixing with other pesticides is desirable, conduct a jar test with the volumes and rates typically used in agricultural application. Using a small container of water, add the proportionate amounts of the products: wettable powders and water-dispersible granular products first, then liquid flowables, and emulsifiable concentrates last. After thoroughly mixing, let stand for at least 15 minutes. Look for signs of separation, globules, sludge, flakes, or other precipitates. Physical compatibility is indicated if the combination remains mixed or can be remixed readily. THE CROP SAFETY OF ALL POTENTIAL TANK MIXES WITH SCALA BRAND SC FUNGICIDE, INCLUDING ADDITIVES AND OTHER PESTICIDES HAS NOT BEEN TESTED ON ALL CROPS. BEFORE APPLYING ANY TANK MIXTURE, SAFETY TO THE TARGET CROP(S) SHOULD BE CONFIRMED. This product cannot be mixed with any product containing a label prohibition against such mixing. Follow the more restrictive label limitations and precautions listed on the label of any tank mix partner.

Rotational Crop Restriction

Crops on this label may be rotated anytime following the last application of SCALA BRAND SC FUNGICIDE. Do not rotate to other crops for 30 days following the last application of SCALA BRAND SC FUNGICIDE.

3.5"

← 3.25" →

ALMONDS, PISTACHIOS

CROP	DISEASE	USE RATE		USE INFORMATION
		FL. OZ. PER ACRE	LBS. A.I. PER ACRE	
Almond Pistachio	Brown rot blossom blight <i>(Monilinia laxa, M. fructicola)</i>	SCALA BRAND SC FUNGICIDE Alone		For optimum results, begin applications as soon as crop and/or environmental conditions become favorable for disease development. Make applications on a minimum 7 day interval depending upon disease conditions. Do not apply more than 54 fl. oz./A (2.1 lbs. a.i./A) of SCALA BRAND SC FUNGICIDE per crop. Do not apply within 30 days of harvest. When using tank mix rates, add fungicide(s) registered for use against the targeted disease(s).
	Jacket rot, Green fruit rot (on almonds) <i>(Botrytis cinerea)</i>	9 - 18	0.35 - 0.70	
	Shot hole <i>(Wilsonomyces carpophilus)</i>	SCALA BRAND SC FUNGICIDE Alone		
	Botryosphaeria blight <i>(Botryosphaeria dothidia)</i>	18	0.70	
	Scab (Suppression only) <i>(Cladosporium spp.)</i>	SCALA BRAND SC FUNGICIDE In tank mixes		
Blossom & shoot blight (on pistachios) <i>(Botrytis cinerea)</i>	9	0.35		

↑ 3.5" ↓

← 3.25" →

BULB VEGETABLES

CROP	DISEASE	USE RATE		USE INFORMATION
		FL. OZ. PER ACRE	LBS. A.I. PER ACRE	
Onion Green Dry Bulb Welsh	Botrytis leaf blight, Neck rot <i>(B. squamosa B. allii)</i>	SCALA BRAND SC FUNGICIDE Alone		When using tank mix rates, add fungicide(s) registered for use against the targeted disease(s).
		18	0.70	
Garlic including Great- Headed Leek Shallot	Purple blotch <i>(Alternaria porri)</i>	SCALA BRAND SC FUNGICIDE In tank mixes		Use lower rate only in a tank mix with a broad spectrum fungicide for bulb vegetables. For optimum results, begin applications as soon as crop and/or environmental conditions become favorable for disease development. Make applications on a 7 to 14 day interval depending upon disease conditions. Do not apply more than 54 fl. oz./A (2.1 lbs. a.i./A) of SCALA BRAND SC FUNGICIDE per crop. Do not apply within 7 days of harvest.
		9	0.35	

↑ 3.5" ↓

US03782372H (110824) LABMC SCALA BRAND SC 0.5 GAL

← 3.25" →

GRAPES				
CROP	DISEASE	USE RATE		USE INFORMATION
		FL. OZ. PER ACRE	LBS. A.I. PER ACRE	
Grape	Gray mold <i>(Botrytis cinerea)</i>	SCALA BRAND SC FUNGICIDE Alone		When using tank mix rates, add fungicide(s) registered for use against the targeted disease(s). Use lower rate only in a tank mix with another fungicide active against <i>Botrytis</i> . Apply product at the critical timings for <i>Botrytis</i> control. Typically, first applications are made at early bloom, and/or berry touch to bunch closure, veraison, and pre-harvest. Use sufficient water to ensure penetration of the canopy and coverage of the flowers or bunches. Do not apply more than 36 fl. oz./A (1.4 lbs. a.i./A) of SCALA BRAND SC FUNGICIDE per crop. Do not apply within 7 days of harvest.
		18	0.70	
		SCALA BRAND SC FUNGICIDE In tank mixes		
		9	0.35	

↑ 3.5" ↓

US03782372H (110824) LABMC SCALA BRAND SC 0.5 GAL

← 3.25" →

LEMONS

CROP	DISEASE	USE RATE		USE INFORMATION
		FL. OZ. PER ACRE	LBS. A.I. PER ACRE	
Lemon	Alternaria (<i>Alternaria</i> spp. - Suppression only) Penicillium rot (<i>Penicillium</i> spp. - Suppression only)	18	0.70	Make one application at the rate of 18 fl. oz./A (0.70 lbs. a.i./A). Do not apply more than 18 fl. oz./A (0.70 lbs. a.i./A) of SCALA BRAND SC FUNGICIDE per season. Do not apply within 7 days of harvest. Always consult your agricultural advisor, University contact or Extension Service for recommended pest management practices for your area. The use of adjuvants is prohibited.

↑ 3.5" ↓

← 3.25" →

↑ 3.5" ↓

**STONE FRUITS
(Except Cherries)**

CROP	DISEASE	USE RATE		USE INFORMATION
		FL. OZ. PER ACRE	LBS. A.I. PER ACRE	
Apricot Nectarine Peach Plum (All varieties) Plum, Chickasaw Plum, Damson Plum, Japanese Plum, Stanley Plumcot Prune	Brown rot blossom blight <i>(Monilinia spp.)</i>	SCALA BRAND SC FUNGICIDE Alone		For optimum results, begin applications as soon as crop and/or environmental conditions become favorable for disease development. Apply when bud tissue is susceptible to infection (i.e., pink, white or red bud). If conditions favorable for disease development persist or recur, apply at full bloom or at petal fall. Make pre-harvest applications on 7 day intervals or longer. Do not apply more than three applications of SCALA BRAND SC FUNGICIDE alone or more than 54 fl. oz./A (2.1 lbs. a.i./A) of SCALA BRAND SC FUNGICIDE per crop. Do not apply within 2 days of fruit harvest or make more than 2 applications of a Group 9 fungicide within 30 days of harvest. Do not use on cherries. When using tank mix rates, add fungicide(s) registered for use against the targeted disease(s).
		9 - 18	0.35 - 0.70	
	SCALA BRAND SC FUNGICIDE Alone			
	18	0.70		
	Shot hole <i>(Wilsonomyces carpophilus)</i>	SCALA BRAND SC FUNGICIDE Alone		
		Brown fruit rot <i>(Monilinia fructicola)</i>		
		SCALA BRAND SC FUNGICIDE In tank mixes		
		9	0.35	

← 3.25" →

POME FRUITS

CROP	DISEASE	USE RATE		USE INFORMATION
		FL. OZ. PER ACRE	LBS. A.I. PER ACRE	
Apple Pear (All varieties) Pear, Oriental Crabapple Loquat Mayhaw Quince	Scab <i>(Venturia spp.)</i>	SCALA BRAND SC FUNGICIDE Alone		Under conditions favorable for disease development, shorten the spray intervals and/or use the high rate. When using tank mix rates, add fungicide(s) registered for use against the targeted disease(s). For optimum results, begin applications at green tip or as soon as crop and/or environmental conditions become favorable for disease development. Make pre-harvest applications on 7 day intervals or longer. Do not apply more than 40 fl. oz./A (1.6 lbs. a.i./A) of SCALA BRAND SC FUNGICIDE per crop. Do not apply within 72 days of harvest.
		7 - 10	0.27 - 0.39	
		SCALA BRAND SC FUNGICIDE In tank mixes		
		5	0.19	

↑ 3.5" ↓

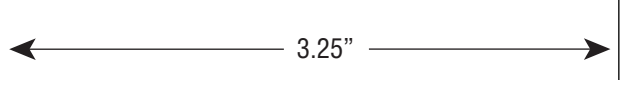
US03782372H (110824) LABMC SCALA BRAND SC 0.5 GAL

← 3.25" →

POTATOES AND OTHER TUBEROUS AND CORM VEGETABLES

CROP	DISEASE	USE RATE		USE INFORMATION
		FL. OZ. PER ACRE	LBS. A.I. PER ACRE	
Potato Sweet Potato	Early blight (<i>Alternaria solani</i>)	7	0.27	Under conditions favorable for disease development, shorten the spray intervals and/or increase the rate of the tank-mix partner.
Arracacha Arrowroot	Botrytis leaf spot (<i>Botrytis cinerea</i>)			For optimum results, begin applications as soon as crop and/or environmental conditions become favorable for disease development. Make applications on a 7 to 14 day interval depending upon disease conditions.
Artichoke Chinese Jerusalem Edible canna Cassava Bitter Sweet Chayote (root) Chufa Dasheen Ginger Leren Tanier Tumeric Yam bean True Yam	Brown spot (<i>Alternaria alternata</i>)			Do not apply more than 35 fl. oz./A (1.4 lbs. a.i./A) of SCALA BRAND SC FUNGICIDE per crop. Do not apply within 7 days of harvest.

↑ 3.5" ↓



STRAWBERRIES

CROP	DISEASE	USE RATE		USE INFORMATION
		FL. OZ. PER ACRE	LBS. A.I. PER ACRE	
Strawberry	Gray mold (<i>Botrytis cinerea</i>)	SCALA BRAND SC FUNGICIDE Alone		When using tank mix rates, add fungicide(s) registered for use against the targeted disease(s). For optimum results use as a preventative treatment. Begin applications as soon as crop and/or environmental conditions become favorable for disease development. Make applications from pre-bloom to harvest on a 7 to 14 day interval depending upon disease conditions. Do not apply more than 54 fl. oz./A (2.1 lbs. a.i./A) of SCALA BRAND SC FUNGICIDE per crop. Always follow resistance management directions listed on this label and the recommendations for your area. Do not apply within 1 day of harvest.
		18	0.70	
		SCALA BRAND SC FUNGICIDE In tank mixes		
		9	0.35	



US03782372H (110824) LABMC SCALA BRAND SC 0.5 GAL

← 3.25" →

TOMATOES

CROP	DISEASE	USE RATE		USE INFORMATION
		FL. OZ. PER ACRE	LBS. A.I. PER ACRE	
Tomato	Early blight <i>(Alternaria solani)</i> Gray mold <i>(Botrytis cinerea)</i>	7	0.27	Under conditions favorable for disease development, shorten the spray intervals and/or increase the rate of the tank-mix partner. Use only in a tank mix with labeled dose rate of another effective early blight fungicide. For optimum results, begin applications as soon as crop and/or environmental conditions become favorable for disease development. Make applications on a 7 to 14 day interval depending upon disease conditions. Do not apply more than 35 fl. oz./A (1.4 lbs. a.i./A) of SCALA BRAND SC FUNGICIDE per crop. Do not apply within 1 day of harvest. Greenhouse Use: Apply SCALA BRAND SC FUNGICIDE only in well-ventilated plastic tunnel houses or glass houses. Ventilate for at least 2 hours after application.

↑ 3.5" ↓

← 3.25" →

SPRAY DRIFT

SENSITIVE AREAS: Apply this pesticide only when the potential for drift to adjacent sensitive areas (e.g., residential areas, bodies of water, known habitats for threatened or endangered species, non-target crops) is minimal (e.g., when wind is blowing away from the sensitive areas).

Avoiding spray drift at the application site is the responsibility of the applicator. The interaction of many equipment and weather-related factors determine the potential for spray drift. The applicator and the grower are responsible for considering all these factors when making decisions.

The following drift management requirements must be followed to avoid off-target drift movement from aerial applications to agricultural field crops. These requirements do not apply to forestry applications, public health uses or to applications using dry formulation.

1. The distance of the outer most nozzles on the boom must not exceed 3/4 the length of the wingspan or rotor.
2. Nozzles must always point backward parallel with the air stream and never be pointed downwards more than 45 degrees.

Where states have more stringent regulations, they must be observed. The applicator must be familiar with and take into account the information covered in the *Aerial Drift Reduction Advisory Information*.

Threatened or Endangered Species Protection (Strawberries and Bulb Vegetables only)

In order to protect threatened or endangered fish species (Oregon Chub, Lost River Sucker, and Shortnose Sucker) in one or more of the following counties:

Strawberries: Benton, Clackamas, Lane, Lin, Marion, and Polk counties in Oregon.

Bulb Vegetables: Clackamas, Marion, and Klamath counties in Oregon.

When the air is calm or moving away from habitat, commence applications on the side nearest the habitat and proceed away from the habitat. When air currents are moving toward habitat, do not make applications within 200 yards by air or 40 yards by ground upwind from occupied habitat.

↑
3.5"
↓

← 3.25" →

Lost River Sucker and Shortnose Sucker: Endangered Lost River suckers can occur in the following areas of the Oregon portion of the Klamath Basin: from the mouth of the Williamson River upstream to its confluence with the Sprague River and upstream to the confluence with the North and South Forks; Wood River upstream to Fort Klamath; all of Agency and Upper Klamath lakes; Link River and Klamath River downstream to the OR/CA border; all of Lost River; Miller Creek; Gerber Reservoir and tributaries upstream for 5 miles; The Oregon portion of Willow Creek, a tributary of Clear Lake, upstream from the border for 2 miles; The Klamath Project's irrigation canals, laterals, and drains.

Oregon Chub: Endangered Oregon Chubs can occur in the following areas of the Willamette River drainage basin of western Oregon: North Santiam River; South Santiam River; Upper Willamette River; Middle Fork Willamette River from the base of Dexter Dam upstream to its confluence with the North Fork; Lower Willamette River; Coast Fork Willamette River; tributaries to the Mainstem Willamette River downstream of the Coast Fork/Middle Fork Confluence; Molalla-Pudding watershed, and Clackamas watershed.

For protection of endangered fish species (Modoc Sucker, Lost River Sucker, and Shortnose Sucker) in Modoc and Siskiyou counties in California, please refer to the specific bulletins in these counties.

INFORMATION ON DROPLET SIZE: (This section is advisory in nature and does not supersede the mandatory label requirements).

The most effective way to reduce drift potential is to apply large droplets. The best drift management strategy is to apply the largest droplets that provide sufficient coverage and control. Applying larger droplets reduces drift potential, but will not prevent drift if applications are made improperly, or under unfavorable environmental conditions (see Wind, Temperature and Humidity, and Temperature Inversions on the following pages).

CONTROLLING DROPLET SIZE: (This section is advisory in nature and does not supersede the mandatory label requirements).

- Volume - Use high flow rate nozzles to apply the highest practical spray volume. Nozzles with higher rated flows produce larger droplets.

↑ 3.5" ↓

US03782372H (110824) LABMC SCALA BRAND SC 0.5 GAL

← 3.25" →

- Pressure - Do not exceed the nozzle manufacturer's recommended pressures. For many nozzle types lower pressure produces larger droplets. When higher flow rates are needed, use higher flow rate nozzles instead of increasing pressure.
- Number of nozzles - Use the minimum number of nozzles that provide uniform coverage.
- Nozzle Orientation - Orienting nozzles so that the spray is released parallel to the airstream produces larger droplets than other orientations and is the recommended practice. Significant deflection from horizontal will reduce droplet size and increase drift potential.
- Nozzle Type - Use a nozzle type that is designed for the intended application. With most nozzle types, narrower spray angles produce larger droplets. Consider using low-drift nozzles. Solid stream nozzles oriented straight back produce the largest droplets and the lowest drift.

BOOM LENGTH: (This section is advisory in nature and does not supersede the mandatory label requirements).

For some use patterns, reducing the effective boom length to less than 3/4 of the wingspan or rotor length may further reduce drift without reducing swath width.

APPLICATION HEIGHT: (This section is advisory in nature and does not supersede the mandatory label requirements).

Applications should not be made at a height greater than 10 feet above the top of the largest plants unless a greater height is required for aircraft safety. Making applications at the lowest height that is safe reduces exposure of droplets to evaporation and wind.

SWATH ADJUSTMENT: (This section is advisory in nature and does not supersede the mandatory label requirements).

When applications are made with a crosswind, the swath will be displaced downwind. Therefore, on the up and downwind edges of the field, the applicator must compensate for this displacement by adjusting the path of the aircraft upwind. Swath adjustment distance should increase with increasing drift potential (higher wind, smaller drops, etc.)

3.5"

US03782372H (110824) LABMC SCALA BRAND SC 0.5 GAL

← 3.25" →

WIND: (This section is advisory in nature and does not supersede the mandatory label requirements).

Drift potential is lowest between wind speeds of 2 to 10 mph. However, many factors, including droplet size and equipment type determine drift potential at any given speed. Application should be avoided below 2 mph due to variable wind direction and high inversion potential. NOTE: Local terrain can influence wind patterns. Every applicator should be familiar with local wind patterns and how they affect spray drift.

TEMPERATURE AND HUMIDITY: (This section is advisory in nature and does not supersede the mandatory label requirements).

When making applications in low relative humidity, set up equipment to produce larger droplets to compensate for evaporation. Droplet evaporation is most severe when conditions are both hot and dry.

TEMPERATURE INVERSIONS: (This section is advisory in nature and does not supersede the mandatory label requirements)

Do not make applications during a temperature inversion because drift potential is high. Temperature inversions restrict vertical air mixing, which causes small suspended droplets to remain in a concentrated cloud. This cloud can move in unpredictable directions due to the light variable winds common during inversions. Temperature inversions are characterized by increasing temperatures with altitude and are common on nights with limited cloud cover and light to no wind. They begin to form as the sun sets and often continue into the morning. Their presence can be indicated by ground fog; however, if fog is not present, inversions can also be identified by the movement of smoke from a ground source or an aircraft smoke generator. Smoke that layers and moves laterally in a concentrated cloud (under low wind conditions) indicates an inversion, while smoke that moves upward and rapidly dissipates indicates good vertical air mixing.

DIRECTIONS FOR USE THROUGH SPRINKLER IRRIGATION SYSTEMS

Apply this product only through sprinkler irrigation systems including microjet, solid set, wheel lines and center pivot. Do not apply this product through any other type of irrigation system. Crop injury, lack of effectiveness, or illegal pesticide residues in the crop can result from non-uniform distribution of treated water.

↑ 3.5" ↓

US03782372H (110824) LABMC SCALA BRAND SC 0.5 GAL

← 3.25" →

For specific information about calibration, contact State Extension Service Specialists, equipment manufacturers or other irrigation experts.

SPRAY PREPARATION: Remove scale, pesticide residues, and other foreign matter from the chemical tank and entire injector system. Flush with clean water.

APPLICATION INSTRUCTIONS: First prepare a suspension of SCALA BRAND SC FUNGICIDE in a mix tank. Fill tank with 1/2 to 3/4 the desired amount of water. Start mechanical or hydraulic agitation. Add the required amount of SCALA BRAND SC FUNGICIDE and then the remaining volume of water. Then set sprinkler to deliver no more than 0.4 inch of water per acre. Start sprinkler and uniformly inject the suspension of SCALA BRAND SC FUNGICIDE into the irrigation water line so as to deliver the desired rate per acre. The suspension of SCALA BRAND SC FUNGICIDE should be injected with a positive displacement pump into the main line ahead of a right angle turn to ensure adequate mixing. If you should have any other questions about calibration, you should contact State Extension Service specialists, equipment manufacturers or other experts.

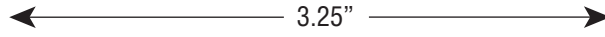
NOTE: When treatment with SCALA BRAND SC FUNGICIDE has been completed, avoid further field irrigation over the treated area for 24 hours to prevent washing the chemical off the crop.

GENERAL PRECAUTIONS FOR APPLICATIONS THROUGH SPRINKLER IRRIGATION SYSTEMS

Maintain continuous agitation in mix tank during mixing and application to assure a uniform suspension. Greater accuracy in calibration and distribution will be achieved by injecting a larger volume of a more dilute solution per unit time. The system must contain a functional check valve, vacuum relief valve, and low pressure drain appropriately located on the irrigation pipeline to prevent water source contamination from backflow. The pesticide injection pipeline must contain a functional, automatic, quick-closing check valve to prevent the flow of fluid back toward the injection pump. The pesticide injection pipeline must also contain a functional, normally closed solenoid-operated valve located on the intake side of the injection pump and connected to the system interlock to prevent fluid from being withdrawn from the supply tank when the irrigation system is either automatically or manually shutdown. The system must contain functional interlocking

3.5"

US03782372H (110824) LABMC SCALA BRAND SC 0.5 GAL



3.25"

controls to automatically shut off the pesticide injection pump when the water pump motor stops. The irrigation line or water pump must include a functional pressure switch which will stop the water pump motor when the water pressure decreases to the point where pesticide distribution is adversely affected. Systems must use a metering pump, such as a positive displacement injection pump (e.g., diaphragm pump) effectively designed and constructed of materials that are compatible with pesticides and capable of being fitted with a system interlock. Do not apply when wind speed favors drift beyond the area intended for treatment. If you are unsure of wind conditions, contact your local extension agent.

Do not apply when wind speed favors drift, when system connection or fittings leak, when nozzles do not provide uniform distribution or when lines containing the product must be dismantled and drained. Crop injury, lack of effectiveness, or illegal pesticide residues in the crop may result from non-uniform distribution of treated water.

Allow sufficient time for pesticide to be flushed through all lines and all nozzles before turning off irrigation water. A person knowledgeable of the chemigation system and responsible for its operation shall shut the system down and make necessary adjustments should the need arise.

Do not connect an irrigation system (including greenhouse systems) used for pesticide application to a public water system unless the label prescribed safety devices for public water supplies are in place.



3.5"

US03782372H (110824) LABMC SCALA BRAND SC 0.5 GAL

← 3.25" →

IMPORTANT: READ BEFORE USE

Read the entire Directions for Use, Conditions, Disclaimer of Warranties and Limitations of Liability before using this product. If terms are not acceptable, return the unopened product container at once.

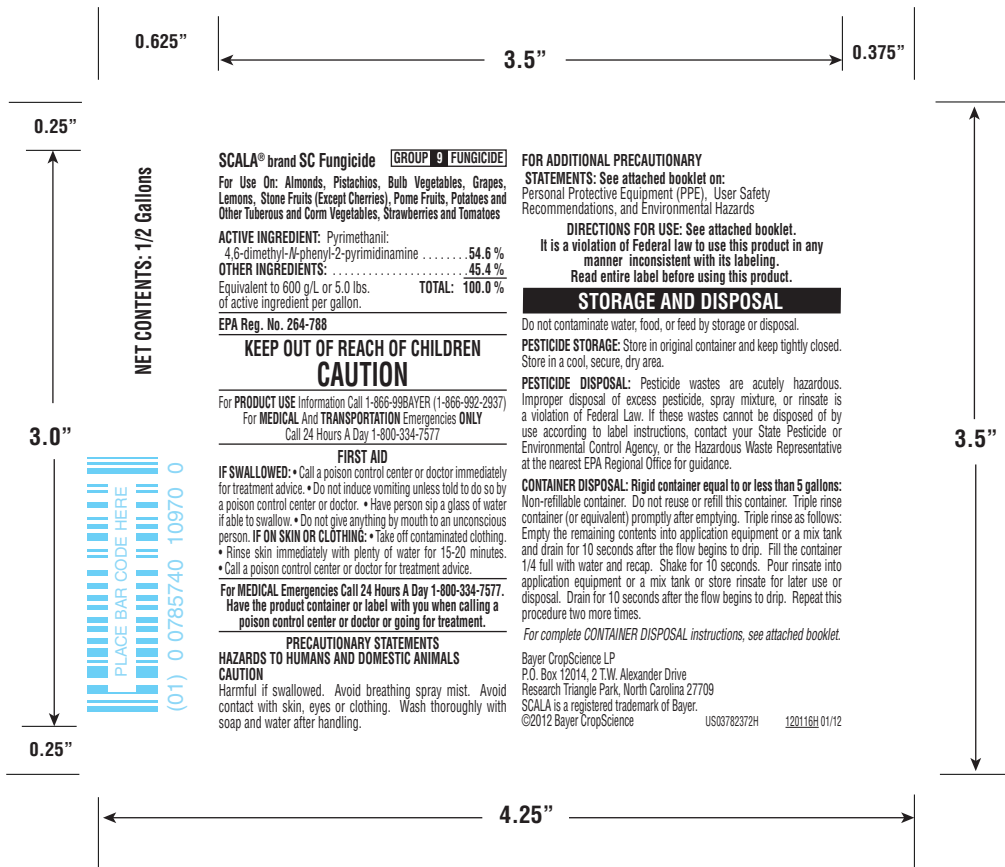
By using this product, user or buyer accepts the following Conditions, Disclaimer of Warranties and Limitations of Liability.

CONDITIONS: The directions for use of this product are believed to be adequate and must be followed carefully. However, it is impossible to eliminate all risks associated with the use of this product. Crop injury, ineffectiveness or other unintended consequences may result because of such factors as weather conditions, presence of other materials, or the manner of use or application, all of which are beyond the control of Bayer CropScience. All such risks shall be assumed by the user or buyer.

DISCLAIMER OF WARRANTIES: TO THE EXTENT CONSISTENT WITH APPLICABLE LAW, BAYER CROPSCIENCE LP MAKES NO OTHER EXPRESS OR IMPLIED WARRANTY. No agent of Bayer CropScience is authorized to make any warranties beyond those contained herein or to modify the warranties contained herein. TO THE EXTENT ALLOWED BY LAW, BAYER CROPSCIENCE DISCLAIMS ANY LIABILITY WHATSOEVER FOR SPECIAL, INCIDENTAL OR CONSEQUENTIAL DAMAGES RESULTING FROM THE USE OR HANDLING OF THIS PRODUCT.

LIMITATIONS OF LIABILITY: TO THE EXTENT CONSISTENT WITH APPLICABLE LAW, THE EXCLUSIVE REMEDY OF THE USER OR BUYER FOR ANY AND ALL LOSSES, INJURIES OR DAMAGES RESULTING FROM THE USE OR HANDLING OF THIS PRODUCT, WHETHER IN CONTRACT, WARRANTY, TORT, NEGLIGENCE, STRICT LIABILITY OR OTHERWISE, SHALL NOT EXCEED THE PURCHASE PRICE PAID, OR AT BAYER CROPSCIENCE'S ELECTION, THE REPLACEMENT OF PRODUCT.

↑
3.5"
↓



0.625"

3.5"

0.375"

0.25"

NET CONTENTS: 1/2 Gallons

3.0"

0.25"

PLACE BAR CODE HERE
 (01) 0 0785740 10970 0

SCALA® brand SC Fungicide **GROUP 9 FUNGICIDE**

For Use On: Almonds, Pistachios, Bulb Vegetables, Grapes, Lemons, Stone Fruits (Except Cherries), Pome Fruits, Potatoes and Other Tuberos and Corn Vegetables, Strawberries and Tomatoes

ACTIVE INGREDIENT: Pyrimethanil:
 4-(6-dimethyl-M-phenyl-2-pyrimidinamine) 54.6 %
OTHER INGREDIENTS: 45.4 %
 Equivalent to 600 g/L or 5.0 lbs. **TOTAL: 100.0 %**
 of active ingredient per gallon.

EPA Reg. No. 264-788

**KEEP OUT OF REACH OF CHILDREN
 CAUTION**

For **PRODUCT USE** Information Call 1-866-99BAYER (1-866-992-2937)
 For **MEDICAL AND TRANSPORTATION** Emergencies **ONLY**
 Call 24 Hours A Day 1-800-334-7577

FIRST AID

IF SWALLOWED: • Call a poison control center or doctor immediately for treatment advice. • Do not induce vomiting unless told to do so by a poison control center or doctor. • Have person sip a glass of water if able to swallow. • Do not give anything by mouth to an unconscious person. **IF ON SKIN OR CLOTHING:** • Take off contaminated clothing. • Rinse skin immediately with plenty of water for 15-20 minutes. • Call a poison control center or doctor for treatment advice.

For **MEDICAL Emergencies Call 24 Hours A Day 1-800-334-7577.**
Have the product container or label with you when calling a poison control center or doctor or going for treatment.

PRECAUTIONARY STATEMENTS

HAZARDS TO HUMANS AND DOMESTIC ANIMALS

CAUTION

Harmful if swallowed. Avoid breathing spray mist. Avoid contact with skin, eyes or clothing. Wash thoroughly with soap and water after handling.

FOR ADDITIONAL PRECAUTIONARY

STATEMENTS: See attached booklet on:
 Personal Protective Equipment (PPE), User Safety Recommendations, and Environmental Hazards

DIRECTIONS FOR USE: See attached booklet.

It is a violation of Federal law to use this product in any manner inconsistent with its labeling.
Read entire label before using this product.

STORAGE AND DISPOSAL

Do not contaminate water, food, or feed by storage or disposal.

PESTICIDE STORAGE: Store in original container and keep tightly closed. Store in a cool, secure, dry area.

PESTICIDE DISPOSAL: Pesticide wastes are acutely hazardous. Improper disposal of excess pesticide, spray mixture, or rinsate is a violation of Federal Law. If these wastes cannot be disposed of by use according to label instructions, contact your State Pesticide or Environmental Control Agency, or the Hazardous Waste Representative at the nearest EPA Regional Office for guidance.

CONTAINER DISPOSAL: Rigid container equal to or less than 5 gallons: Non-refillable container. Do not reuse or refill this container. Triple rinse container (or equivalent) promptly after emptying. Triple rinse as follows: Empty the remaining contents into application equipment or a mix tank and drain for 10 seconds after the flow begins to drip. Fill the container 1/4 full with water and recap. Shake for 10 seconds. Pour rinsate into application equipment or a mix tank or store rinsate for later use or disposal. Drain for 10 seconds after the flow begins to drip. Repeat this procedure two more times.

For complete **CONTAINER DISPOSAL** instructions, see attached booklet.

Bayer CropScience LP
 P.O. Box 12014, 2 T.W. Alexander Drive
 Research Triangle Park, North Carolina 27709
 SCALA is a registered trademark of Bayer.
 ©2012 Bayer CropScience US03782372H 120116H 01/12

4.25"

3.5"