

# SeClear

1010.41C

INTENDED FOR RESIDENTIAL USE ONLY

Algaecide and Water Quality Enhancer®

Ready-to-Use



For use in still or flowing aquatic sites including: ponds, lakes, and reservoirs, including potable water sources.

- Kills blue-green algae • Helps improve water clarity • Helps reduce phosphorus levels

**Active Ingredient:**

Copper Sulfate Pentahydrate\* (CAS# 7758-99-8).....16.2%

**Other Ingredients**.....83.8%

**TOTAL**.....100.0%

\*Metallic Copper equivalent = 4.1%



Keep Out of Reach of Children

# CAUTION

Refer to inside of label booklet for additional precautionary statements and directions for use including first aid and storage and disposal.

\*SeClear Algaecide and Water Quality Enhancer is a registered trademark of SePRO Corporation  
SePRO Corporation 11550 North Meridian Street, Suite 600, Carmel, IN 46032, U.S.A.

This product has been tested and certified by WQA according to NSF/ANSI 60 standards based upon its composition. This seal does not imply enhanced safety or efficacy.

EPA Reg. No. 67690-55  
EPA Est. No. 067690-NC-002  
FPL20160125  
161010

Net contents 1 gallon (Non-refillable)

# SeClear

## Algaecide and Water Quality Enhancer®

### Ready-to-Use

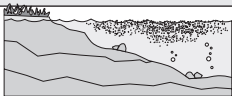

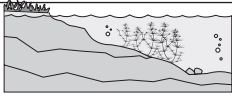
#### PRODUCT FACTS

##### Algae Control

This product rapidly disrupts numerous algae cell processes and immediately shuts down growth resulting in algae mortality. Treated algae typically begin to show discoloration within a day and will degrade through time.

##### Water Quality Enhancement

This product can improve water quality by 1) decreasing phosphorus concentrations from the water column through binding and precipitation of dissolved phosphorus; and 2) aiding in the binding and precipitation of suspended solids, thereby reducing turbidity and unwanted coloration.

Algae types controlled		
	Description	Appearance
Planktonic	Algae suspended throughout the water. Water appears to have an unusual coloration (green, blue, brown, red)	
Filamentous	Large mats of algae that are often present on the edge and surface, but can also cover the bottom of a pond.	
Plant-like	Erect algae attached to the bottom, growing up through the water column.	

#### Where to apply

Apply this product in first 10-15 feet from shoreline.



#### Questions, Comments or Information

Call 1-866-869-8521

Open booklet for details. Made in U.S.A.

**Notice:** Read the entire label before using. Use only according to label directions. Before buying or using this product, read Warranty Disclaimer and Misuse statements inside label booklet. If terms are unacceptable, return at once unopened.

## PRECAUTIONARY STATEMENTS

### Hazards to Humans and Domestic Animals

## Keep Out of Reach of Children CAUTION / PRECAUCIÓN

Harmful if swallowed. Causes moderate eye irritation. Avoid contact with skin, eyes or clothing. Wash thoroughly with soap and water after handling and before eating, drinking, chewing gum, using tobacco or using the toilet. Remove and wash contaminated clothing before reuse.

For applications in waters destined for use as drinking water, those waters must receive additional and separate potable water treatment. Do not apply more than 1.0 ppm of metallic copper in these waters during any single treatment (equivalent to the amount of metallic copper added by adding 6.5 Gallons of this product to 10,890 sq. ft. with an average depth of 4 ft.)

### Environmental Hazards

This pesticide is toxic to fish and aquatic invertebrates. Waters treated with this product may be hazardous to aquatic organisms. Treatment of aquatic weeds and algae can result in oxygen loss from decomposition of dead algae and weeds. This oxygen loss can cause fish and invertebrate suffocation. To minimize this hazard, do not treat more than 1/2 of the water body to avoid depletion of oxygen due to decaying vegetation. Wait a minimum of 14 days between treatments. Begin treatment along the shore and proceed outwards in bands to allow fish to move into untreated areas. Consult with the State or local agency with primary responsibility for regulating pesticides before applying to public waters, to determine if a permit is required.

Certain water conditions including low pH ( $\leq 6.5$ ), low dissolved organic carbon (DOC) levels (3.0 mg/L or lower), and "soft" waters (i.e., alkalinity less than 50 mg/L), increases the potential acute toxicity to non-target aquatic organisms. Do not use in waters containing trout or other fish species that are highly sensitive to copper if the carbonate hardness is less than 50 ppm. Fish toxicity generally decreases when the hardness of water increases. Do not use this product in ornamental ponds containing Koi.

### FIRST AID

<b>If swallowed</b>	<ul style="list-style-type: none"><li>• Call a poison control center or doctor immediately for treatment advice.</li><li>• Have person sip a glass of water if able to swallow.</li><li>• Do not induce vomiting unless told to do so by a poison control center or doctor.</li><li>• Do not give anything to an unconscious person.</li></ul>
<b>If in eyes</b>	<ul style="list-style-type: none"><li>• Hold eye open and rinse slowly and gently with water for 15 to 20 minutes. Remove contact lenses, if present, after the first 5 minutes; then continue rinsing eye.</li><li>• Call a poison control center or doctor for treatment advice.</li></ul>
<b>If on skin or clothing</b>	<ul style="list-style-type: none"><li>• Take off contaminated clothing.</li><li>• Rinse skin immediately with plenty of water for 15 to 20 minutes.</li><li>• Call a poison control center or doctor for treatment advice.</li></ul>
<b>If inhaled</b>	<ul style="list-style-type: none"><li>• Move person to fresh air.</li><li>• If person is not breathing, call 911 or an ambulance; then give artificial respiration, preferably mouth-to-mouth, if possible.</li><li>• Call a poison control center or doctor for further treatment advice.</li></ul>

### HOTLINE NUMBER

Have the product container or label with you when calling a poison control center or doctor, or going for treatment. In case of emergency endangering health or the environment involving this product, call **INFOTRAC at 1-800-535-5053**.

## DIRECTIONS FOR USE

It is a violation of Federal Law to use this product in a manner inconsistent with its labeling. Read all Directions for Use carefully before applying.

### Product Information

#### Controlling Algae

This product rapidly disrupts numerous algae cell processes and shuts down growth. This product is effective in controlling a broad range of algae including: green, yellow/green and blue-green (cyanobacteria) algae comprising diverse growth forms such as filamentous, colonial, planktonic and macrophytic. Treated algae typically begin to show discoloration within a day and degrade over time.

### ***Improving Water Quality***

This product can improve water quality by:

1. Offsetting eutrophication through proactive maintenance programs.
2. Decreasing phosphorus concentrations from the water column through binding and precipitation of excess phosphorus.
3. Binding and precipitating suspended solids, thereby reducing turbidity and unwanted coloration.

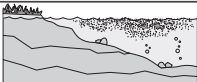

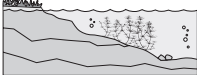
### **Application Information**

#### ***Important Application Information and Precautions***

- **DO NOT** apply this product in any manner not specifically described in this label. Observe all cautions and limitations on this label and on the labels of products used in combination with this product. Keep containers closed to avoid spills and contamination.
- **DO NOT** allow people or pets to enter the treatment area while this product is being applied.
- **DO NOT** exceed a concentration of 5 gallons per acre foot during any single application; wait a minimum of 14 days between treatments.
- Ensure spray does not drift onto non-target areas.
- **Avoiding Injurious Spray Drift:** Applications must be made only when there is little or no hazard for spray drift. Very small quantities of spray, which may not be visible, may seriously injure susceptible plants. Do not spray when wind is blowing toward desirable susceptible crops or ornamental plants near enough to be injured. Avoiding spray drift at the application site is the responsibility of the applicator.

### **What Type of Algae Do I Have?**

**TABLE 1: Description of most common algae types in ponds**

	Description	Appearance
Planktonic	Algae suspended throughout the water. Water appears to have an unusual coloration (green, blue, brown, red)	
Filamentous	Large mats of algae that are often present on the edge and surface, but can also cover the bottom of a pond.	
Plant-like	Erect algae attached to the bottom, growing up through the water column.	

- This product may be applied to natural or man-made water bodies.
- **Obtain Required Permits:** Consult with appropriate state or local pesticide and/or water authorities before applying this product in or around public waters. Permits and posting or treatment notification may be required by State, Tribal, or local public agencies.
- Best results are typically achieved by starting applications prior to having excessive algae densities.
- Do not treat more than 1/2 of the surface area of the pond at any one time. (See Environmental Hazards)
- Begin by treating from the shoreline, outward toward the middle of water body, to allow fish to move away from the treatment area towards the center of the water body.
- For best results, apply mid-morning, on a sunny, calm day.
- If targeting planktonic algae, evenly distribute the product spray stream around the entire pond, spraying the stream 10-15 feet out from the shore.
- If targeting filamentous algae mats or plant like algae, make sure to spray a coarse stream of this product directly onto the mats or into the water over the targeted algae. Be sure to spray this product to cover the entire surface of the algae mats. (When greater coverage is required for optimal efficacy, this product may be diluted up to a 50% product / 50% water solution to have enough spray solution to completely cover all of the algae mats)
- Apply undiluted product by surface spray application to heavily infested sites.

### When, How, and How Much Product Do I Apply?

Follow a proactive **Prevention Program** (see Table 2) to prevent problematic algae infestations from occurring and improve overall water quality in your pond. With a SeClear Algae Prevention Program, you can keep your pond looking good by preventing an algae bloom before it starts, and improve water quality/clarity by tying up phosphorus and removing suspended particulates that are in the pond. By starting this program in early spring, you may be able to stop nuisance algae or poor water quality from even occurring.

Follow a specific **Algae Treatment Program** (see Table 3) to quickly control nuisance algae in your pond. Multiple applications may be needed to get your pond looking clean if: 1) you have fast growing algae and/or 2) your algae infestation is very thick.

**TABLE 2. Prevention Program**

Application Timing (before algae appears)	Gallons of product per acre foot	Application Method
Day 1: Initial Application	1 - 2 gallons	<ul style="list-style-type: none"> <li>Set spray nozzle to coarse spray</li> <li>Pump up sprayer to high pressure</li> </ul>
Day 30: 2nd Application	1 - 2 gallons	<ul style="list-style-type: none"> <li>Direct product stream into pond, not exceeding 10-15 feet from shoreline</li> </ul>
Day 60: 3rd Application	1 - 2 gallons	<ul style="list-style-type: none"> <li>Spray evenly around pond edge</li> </ul>
Continue applications on this schedule to maintain an algae free pond with remarkable clarity. If you start to see algae, switch to the Algae Treatment Program. (see chart to the right)		

**TABLE 3. Algae Treatment Program**

Application Timing (an algae infestation has already appeared)	Gallons of product per acre foot	Application Method
Day 1: Initial Application	3 - 5 gallons	<ul style="list-style-type: none"> <li>Set spray nozzle to coarse spray</li> <li>Pump up sprayer to high pressure</li> </ul>
Day 14: 2nd Application	2 - 4 gallons	<p><b><u>For Planktonic algae</u></b></p> <p>Direct product stream into pond, not exceeding 10-15 feet from shoreline; Spray evenly around pond edge</p>
Day 28: 3rd Application	2 - 4 gallons	<p><b><u>For Filamentous or plant-like algae</u></b></p> <p>Direct the spray stream onto the algae mats/beds, ensure to completely cover the beds with the product spray solution, and apply evenly around the pond edge</p>
Day 60: 4th Application	1 - 2 gallons	<ul style="list-style-type: none"> <li>Use the lower spray volumes for controlling planktonic algae</li> <li>Use the higher spray volumes for controlling filamentous and plant-like algae</li> <li>No need for product dilution when applying to control planktonic blooms</li> <li>To entirely cover high levels of filamentous algae mats, this product may be diluted by as much as 50/50 with water to ensure enough spray volume to entirely cover all visible algae mats/beds</li> <li>After the 3rd application, resume the Prevention Program</li> </ul>

It is recommended to call SePRO Corporation TOLL FREE at 1-866-869-8521 and have a SePRO Pond Advisor accurately measure the size of your pond for you, or to discuss your personal strategy to keep your pond clear of unwanted algae.

**IF ANY OF THE CONTENT OF THIS LABEL IS NOT UNDERSTOOD, OR YOU NEED FURTHER ASSISTANCE, CONTACT A SEPRO AQUATIC SPECIALIST, OR CALL 1-866-869-8521 WITH QUESTIONS SPECIFIC TO YOUR APPLICATION.**

## STORAGE AND DISPOSAL

**Pesticide Storage:** Keep from freezing. Store in original container only. Do not store near feed or foodstuffs. In case of leak or spill, use absorbent materials to contain liquids and dispose as waste.

**Pesticide Disposal and Container Handling**  
**Non-refillable Container. DO NOT reuse or refill this container.**

**If empty:** Place in trash or offer for recycling if available. **If partly filled:** Call your local solid waste agency for disposal instructions. Never place unused product down any indoor or outdoor drain.

**Warranty Disclaimer:** SePRO Corporation warrants that this product conforms to the chemical description on the product label. Testing and research have also determined that this product is reasonably fit for the uses described on the product label. To the extent consistent with applicable law, SePRO Corporation makes no other express or implied warranty of fitness or merchantability nor any other express or implied warranty and any such warranties are expressly disclaimed.

**Misuse:** Federal law prohibits the use of this product in a manner inconsistent with its label directions. To the extent consistent with applicable law, the buyer assumes responsibility for any adverse consequences if this product is not used according to its label directions. In no case shall SePRO Corporation be liable for any losses or damages resulting from the use, handling or application of this product in a manner inconsistent with its label.

For additional important labeling information regarding SePRO Corporation's Terms and Conditions of Use, Inherent Risks of Use and Limitation of Remedies, please visit <http://seprolabels.com/terms> or scan the image below.



### Questions, Comments or Information

**☎ Call 1-866-869-8521**

©Copyright 2016 SePRO Corporation

®SeClear Algaecide and Water Quality Enhancer is a registered trademark of SePRO Corporation

FPL20160125

# SeClear

Algaecide and Water Quality Enhancer®  
Ready-to-Use

## Active Ingredient:

Copper Sulfate Pentahydrate† (CAS# 7758-99-8) ..... 16.2%

Other Ingredients ..... 83.8%

**TOTAL** ..... 100.0%

†Metallic Copper equivalent = 4.1%

## Keep Out of Reach of Children CAUTION

### PRECAUTIONARY STATEMENTS

#### Hazards to Humans and Domestic Animals

**CAUTION.** Harmful if swallowed. Causes moderate eye irritation. Avoid contact with skin, eyes or clothing. Wash thoroughly with soap and water after handling and before eating, drinking, chewing gum, using tobacco or using the toilet. Remove and wash contaminated clothing before reuse.

### DIRECTIONS FOR USE

It is a violation of Federal Law to use this product in a manner inconsistent with its labeling. This labeling must be in the possession of the user at the time of pesticide application.

**Refer to inside of label booklet for additional precautionary statements and directions for use.**

**Notice:** Read the entire label before using. Use only according to label directions. Before buying or using this product, read Warranty Disclaimer and Misuse statements inside label booklet. If terms are unacceptable, return at once unopened.

This product has been tested and certified by WQA according to NSF/ANSI 60 standards based upon its composition. This seal does not imply enhanced safety or efficacy.



®Registered trademark of SePRO Corporation.

**SePRO Corporation** 11550 North Meridian Street, Suite 600  
Carmel, IN 46032, U.S.A.

1010.41C



### FIRST AID

#### If swallowed

- Call a poison control center or doctor immediately for treatment advice.
- Have person sip a glass of water if able to swallow.
- Do not induce vomiting unless told to do so by a poison control center or doctor.
- Do not give anything to an unconscious person.

#### If in eyes

- Hold eye open and rinse slowly and gently with water for 15 to 20 minutes. Remove contact lenses, if present, after the first 5 minutes; then continue rinsing eye.
- Call a poison control center or doctor for treatment advice.

#### If on skin or clothing

- Take off contaminated clothing.
- Rinse skin immediately with plenty of water for 15 to 20 minutes.
- Call a poison control center or doctor for treatment advice.

#### If inhaled

- Move person to fresh air.
- If person is not breathing, call 911 or an ambulance; then give artificial respiration, preferably mouth-to-mouth, if possible.
- Call a poison control center or doctor for further treatment advice.

### HOTLINE NUMBER

Have the product container or label with you when calling a poison control center or doctor, or going for treatment. In case of emergency endangering health or the environment involving this product, call **INFOTRAC** at **1-800-535-5053**.

## STORAGE AND DISPOSAL

**Pesticide Storage:** Keep from freezing. Store in original container only. Do not store near feed or foodstuffs. In case of leak or spill, use absorbent materials to contain liquids and dispose as waste.

### Pesticide Disposal and Container Handling

**Non-refillable Container. DO NOT reuse or refill this container.**

**If empty:** Place in trash or offer for recycling if available. **If partly filled:** Call your local solid waste agency for disposal instructions. Never place unused product down any indoor or outdoor drain.

EPA Reg. No. 67690-55  
FPL20160125

EPA Est. No. 067690-NC-002  
161010

**Net contents 1 gallon (Non-refillable)**



4

8

PEEL FILM HERE