



For Control of Certain Weeds in Cotton, Dry Beans, Potatoes, Snap Beans, Succulent Soybeans (Edamame) and Soybeans

Active Ingredient:

Fomesafen:

5-[2-chloro-4-(trifluoromethyl)phenoxy]-N-(methylsulfonyl)-2-nitrobenzamide 28.65%

Other Ingredients: 71.35%

Total: 100.0%

Equivalent to 2.87 pounds per U.S. gallon of fomesafen a.i.

KEEP OUT OF REACH OF CHILDREN

WARNING / PELIGRO

Si usted no entiende la etiqueta, busque a alguien para que se la explique a usted en detalle.

(If you do not understand the label, find someone to explain it to you in detail)

FIRST AID	
If in eyes	<ul style="list-style-type: none"> Hold eye open and rinse slowly and gently with water for 15-20 minutes. Remove contact lenses, if present, after the first 5 minutes, then continue rinsing. Call a poison control center or doctor for treatment advice.
If swallowed	<ul style="list-style-type: none"> Call a poison control center or doctor immediately for treatment advice. Have person sip a glass of water if able to swallow. DO NOT induce vomiting unless told to by a poison control center or doctor. DO NOT give anything by mouth to an unconscious person.
If on skin	<ul style="list-style-type: none"> Take off contaminated clothing. Rinse skin immediately with plenty of water for 15-20 minutes. Call a poison control center or doctor for treatment advice.
If inhaled	<ul style="list-style-type: none"> Move person to fresh air. If person is not breathing, call 911 or an ambulance, then give artificial respiration, preferably mouth-to-mouth, if possible. Call a poison control center or doctor for further treatment advice.
NOTE TO PHYSICIAN: Probable mucosal damage may contraindicate the use of gastric lavage.	
HOTLINE NUMBER	
Have the product container or label with you when calling a poison control center or doctor or going for treatment. You may also contact (800) 424-9300, for 24-hour medical emergency assistance (human or animal) and chemical emergency assistance (spill, leak, fire, or accident).	

See additional precautionary statements and directions for use inside booklet.

EPA Reg. No. 5905-593

EPA Est. No.: First Letters of Product Batch Code Indicate Producing

Establishment: 5905-AR-1=WA • 5905-GA-1=CG • 5905-IA-1=DI • 5905-CA-1=KC

AD 020421HAE

NET CONTENTS: _____



MANUFACTURED FOR
HELENA AGRI-ENTERPRISES, LLC
225 SCHILLING BOULEVARD, SUITE 300
COLLIERVILLE, TENNESSEE 38017

PRECAUTIONARY STATEMENTS
Hazards To Humans And Domestic Animals
WARNING

Causes substantial but temporary eye injury. Harmful if swallowed. **DO NOT** get in eyes or on clothing. Wash thoroughly with soap and water after handling and before eating, drinking, chewing gum, using tobacco or using the toilet. Remove and wash contaminated clothing before reuse.

Personal Protective Equipment (PPE)

Applicators and other handlers must wear:

- Long-sleeved shirt and long pants
- Chemical-resistant gloves including barrier laminate or Viton®
- Shoes plus socks
- Protective eyewear (goggles, face shield, or safety glasses)

Discard clothing and other absorbent materials that have been drenched or heavily contaminated with this product's concentrate. **DO NOT** reuse them. Follow manufacturer's instructions for cleaning/maintaining PPE. If no such instructions for washables exist, use detergent and hot water. Keep and wash PPE separately from other laundry.

When handlers use closed systems, enclosed cabs, or aircraft in a manner that meets the requirements listed in the Worker Protection Standard (WPS) for agricultural pesticides (40 CFR 170.240(d)(4-6)), the handler PPE requirements may be reduced or modified as specified in the WPS.

User Safety Recommendations

Users should:

- Remove clothing/PPE immediately if pesticide gets inside. Then wash thoroughly and put on clean clothing.
- Remove PPE immediately after handling this product. Wash the outside of gloves before removing. As soon as possible, wash thoroughly and change into clean clothing.

Environmental Hazards

For Terrestrial Uses: **DO NOT** apply directly to water, or to areas where surface water is present, or to intertidal areas below the mean high water mark. **DO NOT** contaminate water when disposing of equipment washwater or rinsate. **DO NOT** apply when weather conditions favor drift from target area.

Non-target Organism Advisory: This product is toxic to plants and may adversely impact the forage and habitat of non-target organisms, including pollinators, in areas adjacent to the treated site. Protect the forage and habitat of non-target organisms by following label directions intended to minimize spray drift.

Groundwater Advisory

This chemical has properties and characteristics associated with chemicals detected in groundwater. This chemical may leach into groundwater if used in areas where permeable, particularly where the water table is shallow.

Surface Water Advisory

This product may impact surface water quality due to spray drift and runoff of rain water. This is especially true for poorly draining soils and soils with shallow ground water. This product is classified as having high potential for reaching surface water via runoff for several months after application. A level, well-maintained vegetative buffer strip between areas to which this product is applied and surface water features including as ponds, streams, and springs will reduce the potential loading of fomesafen from runoff water and sediment. Runoff of this product will be reduced by avoiding applications when rainfall is forecasted to occur within 48 hours. See the manual for "Conservation Buffers to Reduce Pesticide Losses" at the following internet address:

<http://www.wsi.nrcs.usda.gov/products/W2Q/pest/core4.html>.

Drift and runoff may be hazardous to aquatic organisms in water adjacent to treated areas.

DIRECTIONS FOR USE

It is a violation of Federal law to use this product in a manner inconsistent with its labeling.

DO NOT apply this product in a way that will contact workers or other persons, either directly or through drift. Only protected handlers may be in the area during application. For any requirements specific to your State or Tribe, consult the agency responsible for pesticide regulation.

AGRICULTURAL USE REQUIREMENTS

Use this product only in accordance with its labeling and with the Worker Protection Standard, 40 CFR part 170. This Standard contains requirements for the protection of agricultural workers on farms, forests, nurseries, and greenhouses, and handlers of agricultural pesticides. It contains requirements for training, decontamination, notification, and emergency assistance. It also contains specific instructions and exceptions pertaining to the statements on this label about personal protective equipment (PPE), and restricted-entry interval. The requirements in this box only apply to uses of this product that are covered by the Worker Protection Standard.

DO NOT enter or allow worker entry into treated areas during the restricted entry interval (REI) of 24 hours.

PPE required for early entry to treated areas that is permitted under the Worker Protection Standard and that involves contact with anything that has been treated, including as plants, soil, or water, is:

- Coveralls
- Chemical-resistant gloves including as barrier laminate or Viton
- Shoes plus socks
- Protective eyewear

PRODUCT INFORMATION

Read all label directions before using.

SINISTER® is a selective herbicide which may be applied preplant surface, preemergence and/or postemergence for control or partial control of broad leaf weeds, grasses and sedges in cotton, dry beans, potatoes, snap beans and soybeans.

Preplant Surface and Preemergence Applications

Certain germinating broad leaf weeds, grasses and sedges can be controlled or partially controlled by soil residual activity from either preplant surface or preemergence applications of **SINISTER®**. Moisture is necessary to activate **SINISTER®** in soil for residual weed control. Dry weather following applications of **SINISTER®** may reduce effectiveness. When adequate moisture is not received after a **SINISTER®** application, weed control may be improved by overhead irrigation with at least a ¼ inch of water.

Postemergence Applications

SINISTER® is generally most effective when used postemergence, working through contact action. Therefore, emerged weeds must have thorough spray coverage for effective control. Best broad-spectrum postemergence control of susceptible broadleaf weeds is obtained when **SINISTER®** is applied early to actively growing weeds. This usually occurs within 14 to 28 days after planting. Refer to the weed control tables for specific directions on weed growth stages and rates. Some bronzing, crinkling or spotting at labeled crop leaves may occur following postemergence applications, but labeled crops soon outgrow these effects and develop normally.

Soil Characteristics

Application of **SINISTER®** to soils with high organic matter and/or high clay content may require higher rates than soils with low organic matter and/or low clay content. Refer to the HM-1151-A Regional Use Map, weed control tables, and specific crop use sections for specifications on use rates based on soil texture.

Environmental and Agronomic Conditions

Always apply **SINISTER®** under favorable environmental conditions that promote active weed growth. Avoid applying **SINISTER®** to weeds or labeled crops which are under stress from drought, extreme temperatures, excessive water, low humidity, low soil fertility, mechanical or chemical injury as reduced weed control and/or increased crop injury may result.

Rainfastness

SINISTER® requires a 1 hour rain-free period for best results when applied postemergence.

Cultivation

Cultivation prior to postemergence application is not directed. Cultivation may put weeds under stress, reducing weed control. Timely cultivation 1-3 weeks after applying **SINISTER®** may assist weed control.

RESISTANCE-MANAGEMENT RECOMMENDATIONS

For resistance management, **SINISTER®** is a Group 14 herbicide. Any weed population may contain or develop plants naturally resistant to **SINISTER®** and other Group 14 herbicides. The resistant biotypes may dominate the weed population if these herbicides are used repeatedly in the same field. Appropriate resistance management strategies should be followed.

To delay herbicide resistance take one or more of the following steps:

- Rotate the use of **SINISTER®** or other Group 14 herbicides within a growing season sequence or among growing seasons with different herbicide groups that control the same weeds in a field.
- Use tank mixtures with herbicides from a different group if such use is permitted; where information on resistance in target weed species is available, use the less resistance-prone partner at a rate that will control the target weed(s) equally as well as the more resistance-prone partner. Consult your local extension service or certified crop advisor if you are unsure as to which active ingredient is currently less prone to resistance.
- Adopt an integrated weed-management program for herbicide use that includes scouting and uses historical information related to herbicide use and crop rotation, and that considers tillage (or other mechanical control methods), cultural (e.g., higher crop seeding rates; precision fertilizer application method and timing to favor the crop and not the weeds), biological (weed-competitive crops or varieties) and other management practices.
- Scout after herbicide application to monitor weed populations for early signs of resistance development. Indicators of possible herbicide resistance include: (1) failure to control a weed species normally controlled by the herbicide at the dose applied, especially if control is achieved on adjacent weeds; (2) a spreading patch of non-controlled plants of a particular weed species; (3) surviving plants mixed with controlled individuals of the same species. If resistance is suspected, prevent weed seed production in the affected area by an alternative herbicide from a different group or by a mechanical method such as hoeing or tillage. Prevent movement of resistant weed seeds to other fields by cleaning harvesting and tillage equipment when moving between fields, and planting clean seed.
- If a weed pest population continues to progress after treatment with this product, discontinue use of this product, and switch to another management strategy or herbicide with a different mode of action, if available.
- Contact your local extension specialist or certified crop advisor for additional pesticide resistance-management and/or integrated weed-management recommendations for specific crops and weed biotypes.
- For further information or to report suspected resistance, contact Helena Agri-Enterprises, LLC representatives at 901-761-0050 or at www.helenaagri.com.

Fields should be scouted prior to application to identify the weed species present and their growth stage to determine if the intended application will be effective.

Fields should be scouted after application to verify that the treatment was effective.

Suspected herbicide-resistant weeds may be identified by these indicators:

- Failure to control a weed species normally controlled by the herbicide at the dose applied, especially if control is achieved on adjacent weeds;
- A spreading patch of non-controlled plants of a particular weed species; and
- Surviving plants mixed with controlled individuals of the same species.

Report any incidence of non-performance of this product against a particular weed species to your Helena Agri-Enterprises, LLC representative or call 901-761-0050. If resistance is suspected, treat weed escapes with an herbicide having a different mechanism of action and/or use non-chemical means to remove escapes, as practical, with the goal of preventing further seed production.

Plant into weed-free fields and keep fields as weed-free as possible.

To the extent possible, use a diversified approach toward weed management. Whenever possible incorporate multiple weed-control practices such as mechanical cultivation, biological management practices, and crop rotation.

Fields with difficult to control weeds should be rotated to crops that allow the use of herbicides with alternative mechanisms of action or different management practices.

To the extent possible, do not allow weed escapes to produce seeds, roots or tubers. Manage weed seeds at harvest and post-harvest to prevent a buildup of the weed seedbank.

Prevent field-to-field and within-field movement of weed seed or vegetative propagules. Thoroughly clean plant residues from equipment before leaving fields.

Prevent an influx of weeds into the field by managing field borders.

Identify weeds present in the field through scouting and field history and understand their biology. The weed-control program should consider all of the weeds present.

Difficult to control weeds may require sequential applications of herbicides with differing mechanisms of action.

Apply this herbicide at the correct timing and rate needed to control the most difficult weed in the field.

Use a broad spectrum soil-applied herbicide with a mechanism of action that differs from this product as a foundation in a weed-control program. **DO NOT** use more than two applications of this or any other herbicide with the same mechanism of action within a single growing season unless mixed with an herbicide with another mechanism of action with an overlapping spectrum for the difficult-to-control weeds.

If resistance is suspected, treat weed escapes with an herbicide with a different MOA or use non-chemical methods to remove escapes.

Contact your local sales representative, crop advisor, or extension agent to find out if suspected resistant weeds to this MOA have been found in your region. If resistant biotypes of target weeds have been reported, use the application rates of this product specified for your local conditions. Tank mix products so that there are multiple effective mechanisms of actions for each target weed.

APPLICATION DIRECTIONS

Mandatory Spray Drift

Aerial Applications:

- **DO NOT** release spray at a height greater than 10 ft above the vegetative canopy, unless a greater application height is necessary for pilot safety.
- For applications prior to the emergence of crops and target weeds, applicators are required to use a Coarse or coarser droplet size (ASABE S572.1).
- For all other applications, applicators are required to use a Medium or coarser droplet size (ASABE S572.1).
- The boom length must not exceed 65% of the wingspan for airplanes or 75% of the rotor blade diameter for helicopters.
- Applicators must use ½ swath displacement upwind at the downwind edge of the field.
- Nozzles must be oriented so the spray is directed toward the back of the aircraft.
- **DO NOT** apply when wind speeds exceed 10 miles per hour at the application site.
- **DO NOT** apply during temperature inversions.

Ground Boom Applications:

- Apply with the nozzle height recommended by the manufacturer, but no more than 3 feet above the ground or crop canopy.
- For applications prior to the emergence of crops and target weeds, applicators are required to use a Coarse or coarser droplet size (ASABE S572.1).
- For all other applications, applicators are required to use a Medium or coarser droplet size (ASABE S572.1).

- **DO NOT** apply when wind speeds exceed 10 miles per hour at the application site.
- **DO NOT** apply during temperature inversions.

Spray Drift Advisories:

THE APPLICATOR IS RESPONSIBLE FOR AVOIDING OFF-SITE SPRAY DRIFT.
BE AWARE OF NEARBY NON-TARGET SITES AND ENVIRONMENTAL CONDITIONS.

IMPORTANCE OF DROPLET SIZE

An effective way to reduce spray drift is to apply large droplets. Use the largest droplets that provide target pest control. While applying larger droplets will reduce spray drift, the potential for drift will be greater if applications are made improperly or under unfavorable environmental conditions.

Controlling Droplet Size – Ground Boom

- **Volume** - Increasing the spray volume so that larger droplets are produced will reduce spray drift. Use the highest practical spray volume for the application. If a greater spray volume is needed, consider using a nozzle with a higher flow rate.
- **Pressure** - Use the lowest spray pressure recommended for the nozzle to produce the target spray volume and droplet size.
- **Spray Nozzle** - Use a spray nozzle that is designed for the intended application. Consider using nozzles designed to reduce drift.
- **Adjust Nozzles** - Follow nozzle manufacturer's recommendations for setting up nozzles. Generally, to reduce fine droplets, nozzles should be oriented parallel with the airflow in flight.

BOOM HEIGHT – Ground Boom

Use the lowest boom height that is compatible with the spray nozzles that will provide uniform coverage. For ground equipment, the boom should remain level with the crop and have minimal bounce.

RELEASE HEIGHT – Aircraft

Higher release heights increase the potential for spray drift. When applying aurally to crops, do not release spray at a height greater than 10 ft above the crop canopy, unless a greater application height is necessary for pilot safety.

SHIELDED SPRAYERS

Shielding the boom or individual nozzles can reduce spray drift. Consider using shielded sprayers. Verify that the shields are not interfering with the uniform deposition of the spray on the target area.

TEMPERATURE AND HUMIDITY

When making applications in hot and dry conditions, use larger droplets to reduce effects of evaporation.

TEMPERATURE INVERSIONS

Drift potential is high during a temperature inversion. Temperature inversions are characterized by increasing temperature with altitude and are common on nights with limited cloud cover and light to no wind. The presence of an inversion can be indicated by ground fog or by the movement of smoke from a ground source or an aircraft smoke generator. Smoke that layers and moves laterally in a concentrated cloud (under low wind conditions) indicates an inversion, while smoke that moves upward and rapidly dissipates indicates good vertical air mixing. Avoid applications during temperature inversions.

WIND

Drift potential generally increases with wind speed. AVOID APPLICATIONS DURING GUSTY WIND CONDITIONS.
Applicators need to be familiar with local wind patterns and terrain that could affect spray drift.

SPRAY ADDITIVES

Only spray additives cleared for use on growing crops under 40 CFR 180.1001 may be used in spray mixture.

For Postemergence Applications One of The Following May Be Added Except in Tank Mix With Products Prohibiting Spray Additives:

Nonionic Surfactant (NIS) – Use NIS containing at least 75% surface active agent at 0.25 to 0.5% v/v (1-2 qts./100 gals.) of the finished spray volume.

Crop Oil Concentrate (COC) – Use a nonphytotoxic COC containing 15-20% approved emulsifier, at 0.5-1% v/v (0.5-1 gal./100 gals.) of the finished spray volume. COC can improve weed control but may slightly increase crop sensitivity.

Other Adjuvants – Adjuvants other than COC or NIS may be used providing the product meets the following criteria:

1. Contains only EPA exempt ingredients.
2. Is nonphytotoxic to the target crop.
3. Is compatible in mixture. (May be established through a jar test.)
4. Is supported locally for use with **SINISTER®** on the target crop through proven field trials and through university and extension directions.

When an adjuvant or a specific adjuvant product (such as a drift control agent) is to be used with this product, use a Chemical Producers and Distributors Association (CPDA) certified adjuvant.

Note: No adjuvants are needed for preplant surface or preemergence applications unless **SINISTER®** is being used in a burndown on emerged weeds.

Mixing Order:

1. Fill the spray tank with half the required amount of water and begin agitation.*
2. Add dry pesticide formulations.
3. Add **SINISTER®**.
4. Add liquid pesticide formulations.
5. Add spray adjuvant and fertilizer (if used).
6. Add the remaining water and maintain agitation throughout the spray operation.

*Compatibility agent, 1 gallon/500 gallons of water or 0.2% v/v, may be added as needed.

Tank-Mix Compatibility Test

It is the pesticide user's responsibility to ensure that all products in the listed mixtures are registered for the intended use. Users must follow the most restrictive directions for use and precautionary statements of each product in the tank mixture.

A jar test is advised prior to tank mixing to ensure compatibility of **SINISTER®** with mixture partners. Add proportion amounts of tank mixture components in a clear quart jar one at a time in the specified mixing order. Gently shake or invert capped jar and let stand for 15-30 minutes. If the mixture clumps, forms flakes, oily films or layers or other precipitates, it is not compatible and the tank mixture need not be used.

GROUND APPLICATION

Preplant Surface and Preemergence Application – Use a minimum of 10 gallons per acre. Nozzle selection must meet manufacturer's gallonage and pressure specifications for preplant surface or preemergence applications.

Postemergence Application – Use sufficient spray volume and pressure to ensure complete coverage of the target weed. A spray volume of 10-20 gallons per acre and 30-60 psi at the nozzle tip is advised. On large weeds *and/or* dense foliage. Use 60 psi and a minimum of 20 gallons per acre to ensure coverage of weed foliage.

The use of flat fan nozzles will result in the most effective postemergence application of **SINISTER®**.

BAND APPLICATIONS

Calculate the amount of herbicide and water volume needed for band treatment by the following formulas:

$\frac{\text{Band width in inches}}{\text{row width in inches}}$	X	broadcast rate per acre	=	Band herbicide rate per acre
$\frac{\text{Band width in inches}}{\text{row width in inches}}$	X	broadcast volume per acre	=	Band water volume per acre

Note: Thorough weed coverage is important for postemergence band applications. Best coverage is obtained with a minimum of two nozzles, one directed to each side of the planted row. Application with a single nozzle directed over the top of the row is not

advised for postemergence applications but is suitable for preemergence applications. Cultivation of untreated areas may be needed following band applications. When making post emergence band applications and cultivating in the same operation, position nozzles in advance of the cultivation device. This will reduce dust in the spray area. Dust can intercept spray, reducing weed coverage resulting in less than adequate weed control.

AERIAL APPLICATION

Use sufficient spray volume and pressure to ensure complete coverage of the target. A minimum of 5 gallons per acre of spray mixture need to be applied with a maximum of 40 PSI pressure. When foliage is dense, use a minimum of 10 gallons per acre to ensure coverage of weed foliage.

CENTER PIVOT IRRIGATION APPLICATION

SINISTER® alone or in tank mixture with other herbicides on this label, which are registered for center pivot application, may be applied in irrigation water preemergence (after planting but before weeds or crop emerge) at rates specified on this label.

SINISTER® also may be applied postemergence to the crop and preemergence to weeds in crops where postemergence applications are allowed on this label. Follow all restrictions (height timing, rate, etc.) to avoid illegal residues. Apply this product only through a center pivot irrigation system. Crop injury, lack of effectiveness, or illegal pesticide residues in the crop can result from nonuniform distribution of treated water. If you have questions about calibration, you must contact State Extension specialists, equipment manufacturers, or other experts. A person knowledgeable of the chemigation system and responsible for its operation, or under the supervision of the responsible person, shall shut the system down and make necessary adjustments if the need arise.

Operating Instructions

- The system must contain a functional check-valve, vacuum relief valve, and low pressure drain appropriately located on the irrigation pipeline to prevent water source contamination from backflow.
- The pesticide injection pipeline must contain a functional, automatic, quick-closing check-valve to prevent the flow of fluid back toward the injection pump.
- The pesticide injection pipeline must also contain a functional, normally closed, solenoid-operated valve located on the intake side of the injection pump and connected to the system interlock to prevent fluid from being withdrawn from the supply tank when the irrigation system is either automatically or manually shut down.
- The system must contain functional interlocking controls to automatically shut off the pesticide injection pump when the water pump motor stops.
- The irrigation line or water pump must include a functional pressure switch which will stop the water pump motor when the water pressure decreases to the point where pesticide distributions adversely affected.
- Systems must use a metering pump, like a positive displacement injection pump (e.g., diaphragm pump or piston pump), effectively designed and constructed of materials that are compatible with pesticides and capable of being fitted with a system interlock.
- Prepare a mixture with a minimum of 1 part water to 1 part herbicide(s) and inject this mixture into the center pivot system. Injecting a larger volume of a more dilute mixture per hour will usually provide more accurate calibration of equipment. Maintain sufficient agitation to keep the herbicide in suspension.
- Meter into irrigation water during entire period of water application.
- Apply in ½-1 inch of water. Use the lower water volume (½ inch) on *coarser soils* and the higher volume (1 inch) on *fine-textured soils*. More than 1 inch of water at application may reduce weed control by moving the herbicide below the effective zone in the soil.

Precaution for center pivot applications: Where sprinkler distribution patterns do not overlap sufficiently unacceptable weed control may result. Where sprinkler distribution patterns overlap excessively, crop injury may result.

Posting of areas to be chemigated is required when 1) any part of a treated area is within 300 feet of sensitive areas including residential areas, labor camps, businesses, day care centers, hospitals, in-patient clinics, nursing homes or any public areas including schools, parks, playgrounds, or other public facilities not including public roads, or 2) when the chemigated area is open to the public including golf courses or retail greenhouses.

Posting must conform to the following requirements: Treated areas shall be posted with signs at all usual points of entry and along likely routes of approach from the listed sensitive area. When there are no usual points of entry, signs must be posted in the corners of the treated areas and in any other locations affording maximum visibility to sensitive areas. The printed side of the

sign must face away from the treated area towards the sensitive area. The signs shall be printed in English. Signs must be posted prior to application and must remain posted until foliage has dried and soil surface water has disappeared. Signs may remain in place indefinitely as long as they are composed of materials to prevent deterioration and maintain legibility for the duration of the posting period.

All words shall consist of letters at least 2 ½ inches tall, and all letters and the symbol shall be a color which sharply contrasts with their immediate background. At the top of the sign shall be the words KEEP OUT, followed by an octagonal stop sign symbol at least 8 inches in diameter containing the word STOP. Below the symbol shall be the words PESTICIDES IN IRRIGATION WATER.

Posting required for chemigation does not replace other posting and reentry interval requirements for farm worker safety.

Specific Instructions for Public Water Systems

1. Public water system means a system for the provision to the public of piped water for human consumption if such system has at least 15 service connections or regularly serves an average of at least 25 individuals daily at least 60 days out of the year.
2. Chemigation systems connected to public water systems must contain a functional, reduced-pressure zone, back-flow preventer (RPZ) or the functional equivalent in the water supply line upstream from the point of pesticide introduction. As an option to the RPZ, the water from the public water system need to be discharged into a reservoir tank prior to pesticide introduction. There shall be a complete physical break (air gap) between the outlet end of the fill pipe and the top or overflow rim of the reservoir tank of at least twice the inside diameter of the fill pipe.
3. The pesticide injection pipeline must contain a functional, automatic, quick-closing check valve to prevent the flow of fluid back toward the injection pump.
4. The pesticide injection pipeline must contain a functional, normally closed, solenoid-operated valve located on the intake side of the injection pump and connected to the system interlock to prevent fluid from being withdrawn from the supply tank when the irrigation system is either automatically or manually shut down.
5. The system must contain functional interlocking controls to automatically shut off the pesticide injection pump when the water pump motor stops, or in cases where there is no water pump, when the water pressure decreases to the point where pesticide distribution is adversely affected.
6. Systems must use a metering pump, like a positive displacement injection pump (e.g., diaphragm pump) effectively designed and constructed of materials that are compatible with pesticides and capable of being fitted with a system interlock.

PRECAUTIONS

- Thoroughly clean the spray system with water and a commercial tank cleaner before and after each use.
- Tank mixes of **SINISTER®** with other pesticides, fertilizers or any other additives except as specified on this label or other approved Helena Agri-Enterprises, LLC supplemental labels may result in tank-mix incompatibility, unsatisfactory performance or unsatisfactory crop injury.
- Avoid overlapping spray swaths, as injury may occur to rotational crops.
- To provide adequate coverage, it is advised that ground speed not exceed 10 mph during application.

RESTRICTIONS

- * **DO NOT** apply this product through any other type of irrigation system.
- * **DO NOT** connect an irrigation system (including greenhouse systems) used for pesticide application to a public water system, unless the pesticide label-prescribed safety devices for public water systems are in place.
- * **DO NOT** apply when wind speed favors drift beyond the area intended for treatment.
- * **REGION 1*: DO NOT** apply more than 1.05 pints (0.375 pound fomesafen) per acre for a single application. A maximum of 1.05 pts. of **SINISTER®** (or a maximum of 0.375 lb. a.i./A of fomesafen from any product containing fomesafen) may be applied per acre per year. **DO NOT** make more than 1 application per year.

- * **REGION 2*: DO NOT** apply more than 1.05 pints (0.375 pound fomesafen) per acre for a single application. A maximum of 1.05 pts. of **SINISTER®** (or a maximum of 0.375 lb. a.i./A of fomesafen from any product containing fomesafen) may be applied per acre in ALTERNATE years. **DO NOT** make more than 1 application per year.
- * **REGION 3*: DO NOT** apply more than 0.87 pints (0.313 pound fomesafen) per acre for a single application. A maximum of 0.87 pt. of **SINISTER®** (or a maximum of 0.313 lb. a.i./A of fomesafen from any product containing fomesafen) may be applied per acre in ALTERNATE years. **DO NOT** make more than 1 application per year.
- * **REGION 4*: DO NOT** apply more than 0.70 pints (0.25 pound fomesafen) per acre for a single application. A maximum of 0.70 pt. of **SINISTER®** (or a maximum of 0.25 lb. a.i./A of fomesafen from any product containing fomesafen) may be applied per acre in ALTERNATE years. **DO NOT** make more than 1 application per year.
- * **REGION 4a*: DO NOT** apply more than 0.70 pint (0.25 pound fomesafen) per acre for a single application. A maximum of 0.70 pint of **SINISTER®** (or a maximum of 0.25 pound fomesafen from any product containing fomesafen) may be applied per acre in ALTERNATE years in Region 4a. **Apply only to soybeans in Region 4a. DO NOT** apply this product after June 20th. Cumulative rainfall plus overhead irrigation must total 15 inches from the period of product application to soybean crop maturity to allow planting of rotational crops listed in this label (refer to Rotation Crop Restrictions section). If the soybean crop is lost or the required cumulative rainfall plus irrigation is not received as outlined above, plant only soybeans the following growing season. **DO NOT** make more than 1 application per year.
- * **REGION 5*: DO NOT** apply more than 0.52 pint (0.1875 pound fomesafen) per acre for a single application. A maximum of 0.52 pt. of **SINISTER®** (or a maximum of 0.1875 lb. a.i./A of fomesafen from any product containing fomesafen) may be applied per acre in ALTERNATE years. **DO NOT** make more than 1 application per year.
- * **DO NOT** make ground or aerial application during temperature inversions.

*See Regional Use Map

Replanting

If replanting is necessary in fields previously treated with **SINISTER®**, the field may be replanted to cotton, dry beans, potatoes, snap beans or soybeans. During replanting, a minimum of tillage is advised to preserve the herbicide barrier for effective weed control. **DO NOT** apply a second application of **SINISTER®** or other fomesafen containing product as crop injury or illegal residues may occur in harvested crops. If tank-mix combinations were used, refer to product labels for any additional replanting instructions.

ROTATIONAL CROP RESTRICTIONS

The following rotational crops may be planted after applying **SINISTER®** at specified rates:

Crop To Be Planted	Minimum Rotation Interval (After Last SINISTER® Application)
Cotton, dry beans, potatoes, snap beans, and soybeans, succulent soybean (edamame)	0 days
Small grains including wheat, barley, rye, peanut, succulent pea, lima bean	4 months
Field corn, sweet corn ⁵ , pepper (transplanted) ¹ , popcorn ⁴ , pumpkin ² , rice, seed corn, tomato (transplanted) ¹ , watermelon ²	10 months
Cantaloupe ² , cucumber ² , edible-podded beans and peas not otherwise specified in this table, eggplant, dry pea, pepper (direct-seeded), squash ² , succulent bean (other than edamame, snap bean and lima bean), tomato (direct-seeded)	12 months
Sorghum ³	18 months
All other crops not listed above	18 months

¹ 4 months in Region 1

² 8 months in Region 1

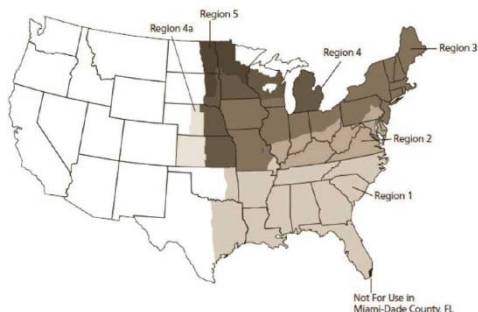
³ 10 months in Region 1

- 4 12 months in the states of Ohio, Kentucky, Illinois, Indiana, Iowa, and Region 4 when applied at rates of 1 pint per acre or more.
- 5 18 months in the states of Connecticut, Maine, Massachusetts, New Hampshire, New York, Rhode Island, Vermont and Region 5

DO NOT graze rotated small grain crops or harvest forage or straw for livestock.

USE RATES AND WEEDS CONTROLLED

SINISTER® REGIONAL USE MAP



REGION GUIDES

REGION 1

Maximum Rate 1.05 pints (0.375 lbs. a.i.) per acre per year



Includes the following states or portion of states where SINISTER® may be applied:		
Region 1	Alabama	All areas.
	Arkansas	All areas.
	Florida	All areas except for Miami-Dade County.
	Georgia	All areas.
	Louisiana	All areas.
	Mississippi	All areas.
	Missouri	Counties of Bollinger, Butler, Cape Girardeau, Dunklin, Madison, Mississippi, New Madrid, Pemiscot, Perry, Ripley, Scott, Stoddard and Wayne.
	North Carolina	All areas.
	Oklahoma	All areas east of U.S. Highway 75 and East of Indian Nation Parkway.
	South Carolina	All areas.
	Tennessee	All areas.
	Texas	All areas east of U.S. Highway 77 to State Road 239, including all of

	Calhoun County.
--	-----------------

REGION 2

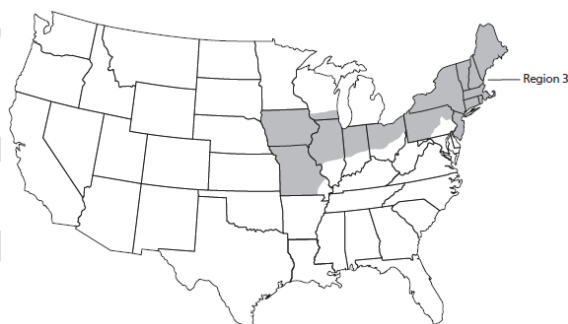
Maximum Rate 1.05 pints (0.375 lbs. a.i.) per acre, alternate years



Includes the following states or portion of states where SINISTER® may be applied:		
Region 2	Delaware	All areas.
	Illinois	All areas south of Interstate 70.
	Indiana	All areas south of Interstate 70.
	Kentucky	All areas.
	Maryland	All areas.
	Ohio	All areas south of Interstate 70.
	Pennsylvania	All areas south of Interstate 80 to the intersection of U.S. Highway 15 and east of U.S. Highway 15 and U.S. Highway 522.
	Virginia	All areas.
	West Virginia	All areas.

REGION 3

Maximum Rate 0.87 pints (0.313 lbs. a.i.) per acre, alternate years

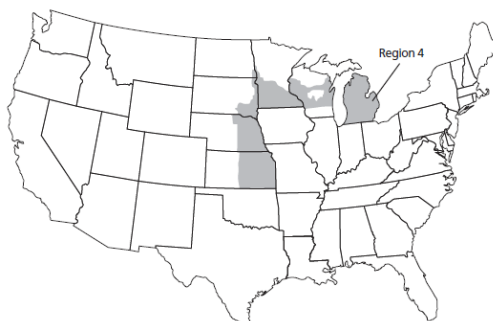


Includes the following states or portion of states where SINISTER® may be applied:		
Region 3	Connecticut	All areas.
	Illinois	All areas north of Interstate 70.
	Indiana	All areas north of Interstate 70.
	Iowa	All areas.
	Maine	All areas.
	Massachusetts	All areas.
	Missouri	All counties except for those listed in Region 1.
	Ohio	All areas north of Interstate 70.
	New Hampshire	All areas.
	New Jersey	All areas.

	New York	All areas. DO NOT use on potatoes in Nassau and Suffolk counties, New York.
	Pennsylvania	All areas except those listed in Region 2.
	Rhode Island	All areas.
	Vermont	All areas.
	Wisconsin	All areas south of U.S. Highway 18 between Prairie Du Chien and Madison, and south of Interstate 94 between Madison and Milwaukee.

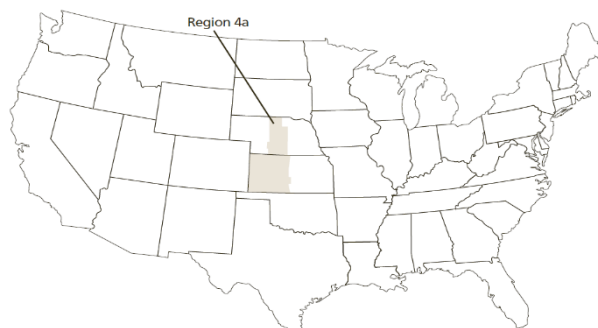
REGION 4

Maximum Rate 0.70 pint (0.25 lbs. a.i.) per acre, alternate years



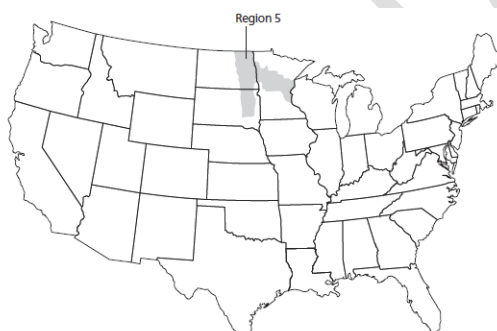
Includes the following states or portion of states where SINISTER® may be applied:		
Region 4	Kansas	All counties east of or intersected by U.S. Highway 281.
	Michigan	Southern Peninsula
	Minnesota	All areas south of Interstate 94.
	Nebraska	All counties east of or intersected by U.S. Highway 281.
	North Dakota	All areas east of Interstate 29 from Fargo south to the South Dakota state line.
	South Dakota	All areas east of Interstate 29 from the North Dakota state line to Watertown, all areas east of Highway 81 from Watertown to Madison and all areas east and south of State Road 34 and U.S. Highway 281 to the Nebraska state line.
	Wisconsin	All areas south of Interstate 94 (except those in Region 3) from Minnesota state line to Eau Claire and south of U.S. Highway 29 from Eau Claire to Green Bay plus Barron, Burnett, Chippewa, Clark, Door, Dunn, Eau Claire, Langlade, Lincoln, Kewaunee, Marathon, Marinette, Menominee, Oconto, Polk, Price, Rusk, Sawyer, Shawano, St. Croix, Taylor, and Washburn counties. The following counties are excluded: Adams, Marquette, Portage, Waupaca, Waushara and Wood.

REGION 4a
Maximum Rate 0.70 pint (0.25 lbs. a.i.) per acre, alternate years



Includes the following states or portion of states where SINISTER® may be applied:		
Region 4a	Kansas	All areas west of U.S. Highway 281 to the Colorado state line.
	Nebraska	All areas that intersect west of U.S. Highway 281 and east of U.S. Highway 83.

REGION 5
Maximum Rate 0.52 pint (0.1875 lbs. a.i.) per acre, alternate years



Includes the following states or portion of states where SINISTER® may be applied:		
Region 5	Minnesota	All areas south of U.S. Highway 2 (except those areas in Region 4), plus Beltrami, Clearwater, Lake of the Woods, Kittson, Marshall, Pennington, Polk, Red Lake, and Roseau.
	North Dakota	All areas east of U.S. Highway 281, except those areas in Region 4.
	South Dakota	All areas east of U.S. Highway 281, except those areas in Region 4.

WEEDS CONTROLLED

TABLE 1. Weeds controlled or partially controlled* by preemergence activity of SINISTER® at 0.87 to 1.05 pints (0.313 to 0.375 lb a.i.) per acre¹.

Broadleaf Weeds Controlled	Soil Texture	Organic Matter
Amaranth, Palmer	All soil types	Up to 5%
Croton, tropic ²		
Eclipta		
Galinsoga spp.		
Lambsquarters, common		
Morningglory, smallflower		
Nightshade, black		
Nightshade, Eastern black		
Pigweed, redroot		

Pigweed, smooth		
Poinsettia, wild		
Purslane, common		
Ragweed, common ²		
Sida, prickly ²		
Starbur, bristly		
Broadleaf Weeds Partially Controlled*		
Anoda, spurred		
Cocklebur, common		
Morningglory, entireleaf		
Morningglory, ivyleaf		
Morningglory, pitted		
Morningglory, red/scarlet		
Morningglory, tall		
Nightshade, hairy		
Ragweed, giant		
Waterhemp, common		
Sedges Partially Controlled*		
Nutsedge, Yellow		

* Partial control means significant activity but not always at a level considered acceptable for commercial weed control.

¹ Use the higher end of the rate range when heavy weed populations are anticipated.

² Rates less than 1.05 pints per acre will provide only partial control of this weed.

TABLE 2. Weeds controlled or partially controlled* by postemergence activity of SINISTER®

Weed	SINISTER® Rate (Pints per Acre)			
	Maximum Growth Stage Controlled At			
	0.52 pt/acre (0.1875 lb ai/A) No. of True Leaves	0.70 pt/acre (0.25 lb ai/A) No. of True Leaves	0.87 pt/acre (0.313 lb ai/A) No. of True Leaves	1.05 pt/acre (0.375 lb ai/A) No. of True Leaves
Anoda, Spurred	--	--	--	2
Balloonvine	--	--	2 ^c	2
Carpetweed	--	6" Diameter Size	Multi-leaf 6" diameter	Unlimited Size
Citron (Wild Watermelon)	--	2	2	4
Cocklebur, Common ^{a,b}	--	--	2	4
Copperleaf, Hophornbeam	--	2	2	4
Copperleaf, Virginia	--	2	2	4
Crotalaria, Showy	--	4	4	6
Croton, Tropic	--	2	2	4
Cucumber, Volunteer	--	4	4	6
Eclipta	--	2	2	4
Groundcherry, Cutleaf	--	4	4	6
Hemp ^b	--	--	4	6
Horsenettle ^b	--	2 ^c	2 ^c	2
Jimsonweed	2	4	6	8
Ladysthumb	--	2	2	4
Lambsquarters, Common ^c	--	2	2	2
Mexicanweed	--	2 ^c	2 ^c	2
Morningglory				
Cypressvine	--	4	4	6
Entireleaf var.	2 ^c	2	2	4
Ivyleaf	2 ^c	2	2	4
Purple Moonflower	--	2	4	4
Red (Scarlet)	--	2	2	4

Smallflower	--	2	2	4
Pitted (Smallwhite)	--	4	4	4
Tall (Common)	2 ^c	2	2	3
Palmleaf (Willowleaf)	--	2	2	4
Mustard, Wild	2	4	6	8
Nightshade, Black	2	4	4	4
Nutsedge, Yellow	--	--	--	Suppression Only
Pigweed				
Amaranth, Palmer	2 ^c	4	4	6
Amaranth, Spiny	2 ^c	2	2	4
Redroot	2 ^c	4	6	6
Smooth	2 ^c	4	4	6
Poinsettia, Wild	--	--	--	3
Purslane, Common	--	Multi-Leaf 6" Diameter	Multi-Leaf 6" Diameter	Multi-Leaf 8" Diameter
Pusley, Florida	--	--	--	2
Ragweed, Common	2	4	4	6
Ragweed, Giant ^b	--	--	4	4
Redweed	--	--	--	3 ^c
Sesbania, Hemp	--	6	6	12
Sicklepod	--	--	--	Cotyledon ^c
Sida, Prickly	--	--	--	Cotyledon ^c
Smartweed, Pennsylvania	2 ^c	4	4	6
Smellmelon	--	--	--	2
Spurge, Prostrate	--	--	--	1" Diameter
Spurge, Spotted	--	--	--	2 ^c
Starbur, Bristly	--	2	2	4
Sunflower, Common	--	--	--	2
Velvetleaf ^b	--	--	2	4
Venice Mallow	2	4	4	6
Witchweed	--	Multi-Leaf Up to 7"	Multi-Leaf Up to 7"	Multi-Leaf Up to 10"
Waterhemp, Common	2 ^c	2	2	4
Waterhemp, Tall	2 ^c	2	2	4
Yellow Rocket	2	4	6	6

* Partial control means significant activity but not always at a level considered acceptable for commercial weed control.

^a **DO NOT** apply in cotyledon stage.

^b For effective control of this weed it is necessary to use 1% MSO and 2.5% UAN v/v as an adjuvant in Regions 2 and 3 (soybeans only).

^c Partial control.

SPECIAL USE DIRECTIONS FOR ADDITIONAL WEED PROBLEMS

Partial Control* of Annual Grasses

The grasses listed below may be partially controlled by preemergence applications of **SINISTER®** at 0.70-1.05 pints per acre.

Crabgrass
Goosegrass
Panicum, Texas
Signalgrass, broadleaf

The grasses listed below may be partially controlled by postemergence applications of **SINISTER®** at 0.70-1.05 pints per acre.

Barnyardgrass
Signalgrass, broadleaf
Crabgrass

Foxtail
Giant
Green
Yellow

Goosegrass
Johnsongrass, Seedling
Panicum, Fall
Panicum, Texas

Partial Control* of Perennial Weeds

Use of **SINISTER®** postemergence at rates of 0.70-1.05 pints per acre will aid in suppressing the aboveground portions of the weeds listed below until crop canopy can assist in suppression.

Perennial weeds continue to regrow from underground rootstocks even if above-ground foliage is temporarily controlled or retarded. Even though **SINISTER®** and crop competition can suppress perennial weeds for a growing season, the rootstocks will continue to live and reestablishment will occur in subsequent years.

Milkweed, Climbing
Milkweed, Honeyvine
Bindweed, Field
Bindweed, Hedge
Trumpet creeper

* Partial control means significant activity but not always at a level considered acceptable for commercial weed control.

CROP USE DIRECTIONS

COTTON

Preemergence Application

Apply **SINISTER®** preemergence at 0.70-1.05 pints (0.25 to 0.375 lb ai) per acre in cotton for control or partial control of the weeds listed in Table 1. Apply as a preemergence treatment only to coarse textured soils (sandy loam, loamy sand, sandy clay loam). **DO NOT** apply as a preemergence treatment to medium or fine-textured soils as crop injury will likely occur. To broaden the weed control spectrum, **SINISTER®** may be tank mixed with other preemergence herbicides containing the active ingredients including prometryn, fluometuron, diuron, norflurazon and pyriithobac sodium. For control of emerged weeds, **SINISTER®** may be tank mixed with a burndown herbicide including paraquat or glyphosate products labeled in cotton. In reduced tillage plantings, **SINISTER®** can be applied up to 14 days prior to planting or at planting with a burndown herbicide. Refer to the tank-mix partner label for use directions, restrictions and limitations. The most restrictive product labeling applies.

Cotton plants are non-sensitive to preemergence applications of **SINISTER®** when applied at specified rates and to coarse textured soil types. Some crinkling or spotting of cotton foliage or stunting may occur, especially if heavy rainfall occurs during or soon after cotton emergence, but cotton plants normally outgrow these effects and develop normally.

Cotton foliage is sensitive to **SINISTER®**. **DO NOT** apply **SINISTER®** over the top of emerged cotton as unacceptable cotton injury will occur.

Post-Directed Application

Apply **SINISTER®** in emerged cotton as a post-directed treatment using precision post-directed, hooded or shielded application equipment to provide complete coverage of emerged weeds. Apply **SINISTER®** at 0.70-1.05 pints (0.25 to 0.375 lb ai) per acre in a minimum of 10 gallons spray solution per acre. Applications may be made broadcast or banded. Post-directed applications of **SINISTER®** will provide contact control of labeled emerged weeds and residual preemergence control of labeled weeds (once activated by rainfall or irrigation). See previous label sections for a list of weeds controlled, specified application rates, weed growth stages, and application directions.

It is the pesticide user's responsibility to ensure that all products in the listed mixtures are registered for the intended use. Users must follow the most restrictive directions for use and precautionary statements of each product in the tank mixture.

To broaden the weed control spectrum, post-directed applications of **SINISTER®** may be tank mixed with other labeled post-directed herbicides with actives including prometryn, DSMA, diuron, s-metolachlor, trifloxysulfuron-methyl, MSMA.

When applied with hooded or shielded sprayers, **SINISTER®** and **SINISTER®** tank mixes may be applied with burndown products with actives including paraquat and glyphosate labeled for in crop application in cotton. Refer to the tank-mix partner label for use directions, restrictions and limitations. The most restrictive product labeling applies.

Cotton foliage is not resistant to **SINISTER®** applications. Avoid contact to cotton foliage as unacceptable injury will occur. Application equipment need to be calibrated (spray pressure, nozzle type and configuration, and orifice size) to avoid fine spray droplets contacting green cotton stems and foliage.

Post-Directed Application Timing in Cotton

SINISTER® may be applied to cotton with at least 3 to 4 inches of brown bark stem as a post-directed application. All post-directed applications must avoid spray contact with any green non-barked parts of the cotton plant or foliage as unacceptable injury will occur. Follow the application timing direction below for post-directed applications in cotton.

- **Shield and Hooded Applications**

Make a precision post-directed **SINISTER®** application to the base of the cotton plant avoiding contact with the cotton stem or foliage when cotton has at least 3 to 4 inches of brown barked stem to avoid cotton injury. Use only hooded or shielded spray equipment to apply **SINISTER®** in cotton with at least 3 to 4 inches of brown barked stem. Adjust nozzles to provide full coverage of emerged target weeds.

- **Layby Applications**

Make a post-directed **SINISTER®** application to the base of the cotton plant avoiding contact with any non-barked portion of the cotton plant or foliage. Use precision post-directed equipment or hooded or shielded sprayers on cotton that has developed a minimum of 4 inches of brown bark through layby. Application equipment need to be configured to provide full coverage of emerged target weeds.

Product Use Restrictions – Cotton

Do not apply **SINISTER®** later than 70 days before harvest.

DO NOT make more than one application of **SINISTER®** per year.

DO NOT apply more than 1.05 pints (0.375 lb ai) per acre of **SINISTER®** in any year. If two consecutive year applications are made, allow a 2 year interval before another application.

DO NOT add a non-ionic surfactant or crop oil concentrate to **SINISTER®** unless tank mixing with other post-directed herbicides that require the addition of either.

DO NOT add liquid nitrogen (28% or similar) to **SINISTER®**, or **SINISTER®** tank mixes in cotton.

REGION 1 Restrictions:

- **DO NOT** apply more than 1.05 pints (0.375 pound fomesafen) per acre for a single application.

REGION 2 Restrictions:

- **DO NOT** apply more than 1.05 pints (0.375 pound fomesafen) per acre for a single application.

REGION 3 Restrictions:

- **DO NOT** apply more than 0.87 pints (0.313 pound fomesafen) per acre for a single application.
- A maximum of 0.87 pt. of **SINISTER®** (or a maximum of 0.313 lb. a.i./A of fomesafen from any product containing fomesafen) may be applied per acre in ALTERNATE years.

REGION 4 Restrictions:

- **DO NOT** apply more than 0.70 pints (0.25 pound fomesafen) per acre for a single application.
- A maximum of 0.70 pt. of **SINISTER®** (or a maximum of 0.25 lb. a.i./A of fomesafen from any product containing fomesafen) may be applied per acre in ALTERNATE years.

Special Use Directions for the Suppression of Woollyleaf Bursage (Lakeweed), *Ambrosia grayi*, in Texas

Apply **SINISTER®** to cultivated areas of cropland in the fall or spring as a spot treatment at a rate of 1.05 pints (0.375 lb ai) per acre and incorporate to a depth of 2-3 inches for suppression of woollyleaf bursage. Applications need to be made with ground equipment.

The use of adjuvants, as specified under the Spray Additives section, will significantly improve the initial burndown of any emerged woollyleaf bursage, but this effect is only temporary. Therefore, an adjuvant may be used if desired, but is not necessary.

Significant suppression may not be seen until 6-8 months after application, but then continue for at least 2 years after application. Cotton or soybeans may be planted in treated areas. Under certain conditions, significant damage may occur to cotton planted within 18 months of application. A 3-year interval from last application to planting is required for all other crops.

DRY BEANS AND SNAP BEANS

Preplant Surface and Preemergence Application

Apply **SINISTER®** as a preplant surface or preemergence application in Regions 1, 2, 3, and 4 only for control or partial control of the weeds listed in Table 1. **SINISTER®** can be applied alone, or tank mixed or followed sequentially with other labeled dry bean or snap bean herbicides to broaden the weed control spectrum or control newly emerged weeds. Refer to the Tank Mix and Sequential Application section for additional information.

NOTE: Treated soil that is splashed onto newly emerged seedlings may result in temporary crop injury but plants normally outgrow these effects and develop normally.

Postemergence Application

Apply **SINISTER®** as a postemergent broadcast application in Regions 1, 2, 3, 4 and 5 for control or partial control of the weeds listed in Table 2 and in the Special Use Directions for Additional Weed Problems section. Application rate depends on weed species and growth stage. Two applications may be made if necessary but not to exceed the maximum rate specified per geographic region. (Refer to map for definition of specified geographic regions). Refer to the Spray Additive section for specified spray additives. Use of crop oil concentrate can improve weed control but may slightly reduce crop sensitivity. Apply when dry beans or snap beans have at least one fully expanded trifoliate leaf.

SINISTER® can be applied alone or in tank mix with other labeled dry bean or snap bean postemergence herbicides to broaden the weed control spectrum. Refer to the Tank Mix and Sequential Application section.

Some bronzing, crinkling or spotting of dry bean or snap bean leaves may occur following postemergent applications, but dry beans and snap beans soon outgrow these effects and develop normally.

Tank Mix and Sequential Applications for Dry Beans and Snap Beans

It is the pesticide user's responsibility to ensure that all products in the listed mixtures are registered for the intended use. Users must follow the most restrictive directions for use and precautionary statements of each product in the tank mixture.

SINISTER® can be used sequentially or in tank mix with products containing the following active ingredients:

Dry Beans and Snap Beans

Quizalofop-P-ethyl
Bentazon, sodium salt
s-metolachlor
EPTC
Sethoxydim
Pendimethalin
Imazethapyr, sodium salt
Imazamox, sodium salt
Trifluralin

Dry Beans Only

Clethodim
Dimethenamid
Ethafluralin

Under certain conditions, the mixture of **SINISTER®** with one or more of the above mentioned broadleaf herbicides may cause a reduction in activity of any postemergence grass herbicide in the mixture.

For sequential applications allow 2-3 days after the application of the postemergence grass herbicide before applying **SINISTER®** or **SINISTER®** mixtures. Where **SINISTER®** or the **SINISTER®** mixture is applied first, apply the grass herbicide when the grass weeds begin to develop new leaves (generally around 7 days).

NOTE: Tank-mix applications can result in increased crop injury as compared to either product used alone.

Always read and follow the directions, restrictions and limitations for all products whether used alone, sequentially or in a tank mix. The most restrictive labeling of any product used applies.

Product Use Restrictions – Dry Beans and Snap Beans

DO NOT use UAN (28% or similar) or ammonium sulfate on dry beans or snap beans as severe crop injury may occur.

DO NOT make more than 1 application per year.

DO NOT graze treated areas or harvest for forage or hay.

DO NOT utilize hay or straw for animal feed or bedding.

- **For Snap Beans:**
 - **DO NOT** exceed 1.05 pints (0.375 lb ai) of **SINISTER®** per acre in anyone year and also adhere to the maximum rate that may be applied in each geographic region (refer to the **SINISTER®** Regional Use Restrictions below).
 - **DO NOT** apply within 30 days of harvest.
- **For Dry Beans:**
 - **DO NOT** exceed 1.05 pints (0.375 lb ai) of **SINISTER®** per acre in anyone year and also adhere to the maximum rate that may be applied in each geographic region (refer to the **SINISTER®** Regional Use Restrictions below).
 - **DO NOT** apply within 45 days of harvest.

DO NOT apply to any field in Regions 2, 3, 4 or 5 more than once every two years.

REGION 1 Restrictions:

- **DO NOT** apply more than 1.05 pints (0.375 pound fomesafen) per acre for a single application. A maximum of 1.05 pts. of **SINISTER®** (or a maximum of 0.375 lb. a.i./A of fomesafen from any product containing fomesafen) may be applied per acre per year.

REGION 2 Restrictions:

- **DO NOT** apply more than 1.05 pints (0.375 pound fomesafen) per acre for a single application. A maximum of 1.05 pts. of **SINISTER®** (or a maximum of 0.375 lb. a.i./A of fomesafen from any product containing fomesafen) may be applied per acre in ALTERNATE years.

REGION 3 Restrictions:

- **DO NOT** apply more than 0.87 pints (0.313 pound fomesafen) per acre for a single application. A maximum of 0.87 pt. of **SINISTER®** (or a maximum of 0.313 lb. a.i./A of fomesafen from any product containing fomesafen) may be applied per acre in ALTERNATE years.

REGION 4 Restrictions:

- **DO NOT** apply more than 0.70 pints (0.25 pound fomesafen) per acre for a single application. A maximum of 0.70 pt. of **SINISTER®** (or a maximum of 0.25 lb. a.i./A of fomesafen from any product containing fomesafen) may be applied per acre in ALTERNATE years.

REGION 5 Restrictions:

- **DO NOT** apply more than 0.52 pint (0.1875 pound fomesafen) per acre for a single application. A maximum of 0.52 pt. of **SINISTER®** (or a maximum of 0.1875 lb. a.i./A of fomesafen from any product containing fomesafen) may be applied per acre in ALTERNATE years.

POTATOES

Apply **SINISTER®** at 0.70 pint (0.25 lb ai) per acre as a broadcast preemergence application after planting but before potato emergence for control or partial control of weeds listed in Table 1. Effectiveness will be reduced if later cultural practices expose untreated soil. For application by center pivot irrigation, see the Center Pivot Irrigation Application section of this label.

Note: Potato varieties may vary in their response to **SINISTER®**. When using **SINISTER®** for the first time on a particular variety, always determine crop sensitivity before using.

Tank Mixtures With Other Products Registered for Use in Potatoes:

It is the pesticide user's responsibility to ensure that all products in the listed mixtures are registered for the intended use. Users must follow the most restrictive directions for use and precautionary statements of each product in the tank mixture.

For preemergence applications in potatoes, **SINISTER®** may be tank mixed with other pesticide products registered for use in this way and timing in potatoes. Follow the directions for use, observe the stated precautions, and abide by the limitations and restrictions on the most restrictive of the product labels. If you have no previous experience mixing these products under your conditions, perform a compatibility test before attempting large-scale mixing (see Tank Mix Compatibility Test section of this label).

Product Use Restrictions – Potatoes

DO NOT exceed 0.70 pint (0.25 lb ai) per acre of **SINISTER®** per year. Refer to **SINISTER®** Regional Use Restrictions below for the maximum rate of **SINISTER®** (or other fomesafen containing products) that may be applied per year or alternate year in each geographic region.

DO NOT make more than 1 application per year.

DO NOT harvest potatoes treated with **SINISTER®** within 70 days of application.

DO NOT apply **SINISTER®** to sweet potatoes or yams.

DO NOT apply **SINISTER®** as a preplant incorporated application in potatoes or crop injury may occur.

DO NOT apply to emerged potato plants or severe crop injury will occur.

DO NOT use on potatoes in Nassau and Suffolk Counties, New York.

REGION 1 Restrictions:

- **DO NOT** apply more than 1.05 pints (0.375 pound fomesafen) per acre for a single application. A maximum of 1.05 pts. of **SINISTER®** (or a maximum of 0.375 lb. a.i./A of fomesafen from any product containing fomesafen) may be applied per acre per year.

REGION 2 Restrictions:

- **DO NOT** apply more than 1.05 pints (0.375 pound fomesafen) per acre for a single application. A maximum of 1.05 pts. of **SINISTER®** (or a maximum of 0.375 lb. a.i./A of fomesafen from any product containing fomesafen) may be applied per acre in ALTERNATE years.

REGION 3 Restrictions:

- **DO NOT** apply more than 0.87 pints (0.313 pound fomesafen) per acre for a single application. A maximum of 0.87 pt. of **SINISTER®** (or a maximum of 0.313 lb. a.i./A of fomesafen from any product containing fomesafen) may be applied per acre in ALTERNATE years.

REGION 4 Restrictions:

- **DO NOT** apply more than 0.70 pints (0.25 pound fomesafen) per acre for a single application. A maximum of 0.70 pt. of **SINISTER®** (or a maximum of 0.25 lb. a.i./A of fomesafen from any product containing fomesafen) may be applied per acre in ALTERNATE years.

REGION 5 Restrictions:

- **DO NOT** apply more than 0.52 pint (0.1875 pound fomesafen) per acre for a single application. A maximum of 0.52 pt. of **SINISTER®** (or a maximum of 0.1875 lb. a.i./A of fomesafen from any product containing fomesafen) may be applied per acre in ALTERNATE years.

SOYBEANS

Preplant Surface and Preemergence Application

Apply **SINISTER®** as a preplant surface or preemergence application in Regions 1, 2, 3, and 4 only for control or partial control of the weeds listed in Table 1. **SINISTER®** can be applied alone or tank mixed or followed sequentially with other labeled soybean herbicides to broaden the weed control spectrum or control newly emerged weeds. Refer to the Tank Mix and Sequential Application section for additional information.

For control of emerged weeds, **SINISTER®** may be tank mixed with a burndown herbicide including paraquat and glyphosate products labeled in soybeans. In reduced tillage plantings, **SINISTER®** can be applied up to 14 days prior to planting or at planting with a burndown herbicide.

Postemergence Application

Apply **SINISTER®** as a postemergence broadcast application in Regions 1, 2, 3, 4, 4a and 5 for control or partial control of weeds listed in Table 2 and in the Special Use Directions for Additional Weed Problems section. Application rate depends on weed species and growth stage. Refer to the Spray Additive section for specified spray additives. To enhance postemergence control of susceptible broad leaf weeds (soybeans only) in Regions 2, 3, 4, 4a and 5 (see **SINISTER®** Regional Use Map), **SINISTER®** can be used with a minimum of 2.5% liquid nitrogen (28% or similar) or a minimum of 10 pounds ammonium sulfate per 100 gallons of spray volume.

SINISTER® can be applied alone or in combination with other labeled soybean postemergence herbicides to broaden the weed control spectrum. Refer to the Tank Mix and Sequential Application section.

Some bronzing, crinkling or spotting of soybean leaves may occur following postemergent applications, but soybeans soon outgrow these effects and develop normally.

Tank Mix and Sequential Applications for Soybeans

It is the pesticide user's responsibility to ensure that all products in the listed mixtures are registered for the intended use. Users must follow the most restrictive directions for use and precautionary statements of each product in the tank mixture.

SINISTER® can be used sequentially or in tank mix with one or more of the following products with these active ingredients:

2,4-DB	Imazaquin
Bentazon, sodium salt	Imazethapyr, sodium salt
Chloransulam methyl	Metribuzin
Chlorimuron ethyl	s-Metolachlor
Clethodim	Paraquat
Fenoxaprop-P-ethyl	Pendimethalin
Fluazifop-P-butyl	Quizalofop-P-ethyl
Flumiclorac pentyl ester	Sethoxydim
Glyphosate	Thifensulfuron-methyl
Imazamox, ammonium salt	

Under certain conditions, the mixture of **SINISTER®** with one or more of the above mentioned broad leaf herbicides may cause a reduction in activity of any postemergence grass herbicide in the mixture.

For sequential applications allow 2-3 days after the application of the postemergence grass herbicide before applying **SINISTER®** or **SINISTER®** mixtures. Where **SINISTER®** or the **SINISTER®** mixture is applied first, apply the postemergence grass herbicide when the grass weeds begin to develop new leaves (generally around 7 days).

NOTE:

- Tank-mix applications can result in increased crop injury as compared to either product used alone.

- Always read and follow the directions, restrictions and limitations for all products whether used alone, sequentially or in a tank mix. The most restrictive labeling of any product used applies.

Roundup Ready® (Glyphosate Resistant) Soybean Tank Mixes

SINISTER® at 4.18-8.36 oz per acre, can be tank mixed with glyphosate products that are labeled for Roundup Ready (glyphosate non-sensitive) soybeans for improved postemergence control of many weeds including morningglory spp., hemp sesbania, waterhemp, and black nightshade which are known to have resistance to glyphosate, but are susceptible to **SINISTER®**.

FOLLOW THE DIRECTIONS ON THE GLYPHOSATE PRODUCT LABEL FOR THE USE OF SPRAY ADDITIVES IN THIS TANK MIX.

NOTE: Postemergence application of this tank mix on soybean varieties which do not contain the Roundup Ready gene will result in severe crop injury or death of the soybean crop. Always read and follow the directions, restrictions and limitations for all products used. The most restrictive labeling of any product applies.

Product Use Restrictions – Soybeans

Refer to **SINISTER®** Regional Use Restrictions below for the maximum rate of **SINISTER®** (or other fomesafen containing products) that may be applied in each geographic region.

DO NOT allow this tank mix to move off target as contact by even minute quantities can cause severe damage or death to any non-target vegetation.

DO NOT apply to any field in Regions 2, 3, 4, 4a or 5 more than once every two years.

DO NOT exceed 1.05 pints (0.375 pound a.i.) of **SINISTER®** per acre in anyone year and also adhere to the maximum rate that may be applied in each geographic region (refer to the **SINISTER®** Regional Use Map).

DO NOT graze treated areas or harvest for forage or hay.

DO NOT make more than 1 application per year.

DO NOT apply within 45 days of harvest.

- **REGION 1*:** **DO NOT** apply more than 1.05 pints (0.375 pound fomesafen) per acre for a single application. A maximum of 1.05 pts. of **SINISTER®** (or a maximum of 0.375 lb. a.i./A of fomesafen from any product containing fomesafen) may be applied per acre per year.
- **REGION 2*:** **DO NOT** apply more than 1.05 pints (0.375 pound fomesafen) per acre for a single application. A maximum of 1.05 pts. of **SINISTER®** (or a maximum of 0.375 lb. a.i./A of fomesafen from any product containing fomesafen) may be applied per acre in ALTERNATE years.
- **REGION 3*:** **DO NOT** apply more than 0.87 pints (0.313 pound fomesafen) per acre for a single application. A maximum of 0.87 pt. of **SINISTER®** (or a maximum of 0.313 lb. a.i./A of fomesafen from any product containing fomesafen) may be applied per acre in ALTERNATE years.
- **REGION 4*:** **DO NOT** apply more than 0.70 pints (0.25 pound fomesafen) per acre for a single application. A maximum of 0.70 pt. of **SINISTER®** (or a maximum of 0.25 lb. a.i./A of fomesafen from any product containing fomesafen) may be applied per acre in ALTERNATE years.
- **REGION 4a*:** **DO NOT** apply more than 0.70 pint (0.25 pound fomesafen) per acre for a single application. A maximum of 0.70 pint of **SINISTER®** (or a maximum of 0.25 pound fomesafen from any product containing fomesafen) may be applied per acre in alternate years in Region 4a. **Apply only to soybeans in Region 4a. DO NOT** apply this product after June 20th. Cumulative rainfall plus overhead irrigation must total 15 inches from the period of product application to soybean crop

maturity to allow planting of rotational crops listed in this label (refer to Rotation Crop Restrictions section). If the soybean crop is lost or the required cumulative rainfall plus irrigation is not received as outlined above, plant only soybeans the following growing season.

- **REGION 5*: DO NOT** apply more than 0.52 pint (0.1875 pound fomesafen) per acre for a single application. A maximum of 0.52 pt. of **SINISTER®** (or a maximum of 0.1875 lb. a.i./A of fomesafen from any product containing fomesafen) may be applied per acre in ALTERNATE years.

*See Regional Use Map

Succulent Soybean (Edamame)

Preplant Surface and Preemergence Applications

Apply **SINISTER®** at 1-1.5 pt/A as a preplant surface or preemergence application only in Regions 1, 2, 3, and 4 in succulent vegetable soybean (edamame) or other food-grade soybeans. Refer to Table 1 for weeds controlled or partially controlled by preplant surface and preemergence applications. Refer to the **SINISTER® Regional Use Map** for the maximum rate that may be applied in each geographic region.

NOTE: Treated soil that is splashed onto newly emerged seedlings may result in temporary crop injury but plants normally outgrow these effects and develop normally.

Postemergence Application

Apply **SINISTER®** as a postemergence broadcast application in Regions 1, 2, 3, 4 and 5 in succulent vegetable soybean (edamame) or other food-grade soybeans. Refer to Table 2 and **Special Use Directions for Additional Weed Problems** section for weeds controlled or partially controlled by postemergence applications. Application rate depends on weed species and growth stage. Refer to the **SINISTER® Regional Use Map** for the maximum rate that may be applied in each geographic region. Apply when succulent vegetable soybean (edamame) has at least one fully expanded trifoliate leaf. Refer to the **Spray Additives** section for specified spray additives. Use of crop oil concentrate can improve weed control but may slightly reduce crop sensitivity. **DO NOT** use UAN (28% or similar) or ammonium sulfate on succulent vegetable soybean (edamame).

Some bronzing, crinkling or spotting of leaves may occur following postemergence application, but succulent vegetable soybean (edamame) soon outgrow these effects and develop normally.

Tank Mixtures or Sequential Applications with Other Products Registered for Use in Succulent Soybean (Edamame)

It is the pesticide user's responsibility to ensure that all products in the listed mixtures are registered for the intended use. Users must follow the most restrictive directions for use and precautionary statements of each product in the tank mixture.

SINISTER® may be tank mixed or applied sequentially with other pesticide products registered for use in succulent vegetable soybean (edamame). Always follow the directions for use, observe the stated precautions, and abide by the limitations and restrictions for all products whether used alone, sequentially or in tank mix. The most restrictive labeling of any product used applies.

A jar test is advised prior to tank mixing to ensure **SINISTER®** compatibility with mixture partners (see **Tank Mix Compatibility Test** section of this label).

NOTE: Tank mix applications can result in increased crop injury as compared to either product used alone.

Use Restrictions – Succulent Soybean (Edamame)

- Refer to the **SINISTER® Regional Use Map** for the maximum rate of **SINISTER®** (or other fomesafen containing products) that may be applied in each geographic region.
- **DO NOT** apply to any field in Regions 2, 3, 4 or 5 more than once every two years.
- **DO NOT** exceed 1.05 pints (0.375 pounds a.i.) of **SINISTER®** per acre in any one year and also adhere to the maximum rate that may be applied in each geographic region (refer to the **SINISTER® Regional Use Map**).

- **DO NOT** graze treated areas or harvest for forage or hay. **DO NOT** utilize hay or straw for animal feed or bedding.
- **DO NOT** apply within 30 days of harvest.
- **DO NOT** make more than 1 application per year.
- **REGION 1 Restrictions:**
 - **DO NOT** apply more than 1.05 pints (0.375 pound fomesafen) per acre for a single application. A maximum of 1.05 pts. of **SINISTER®** (or a maximum of 0.375 lb. a.i./A of fomesafen from any product containing fomesafen) may be applied per acre per year.
- **REGION 2 Restrictions:**
 - **DO NOT** apply more than 1.05 pints (0.375 pound fomesafen) per acre for a single application. A maximum of 1.05 pts. of **SINISTER®** (or a maximum of 0.375 lb. a.i./A of fomesafen from any product containing fomesafen) may be applied per acre in ALTERNATE years.
- **REGION 3 Restrictions:**
 - **DO NOT** apply more than 0.87 pints (0.313 pound fomesafen) per acre for a single application. A maximum of 0.87 pt. of **SINISTER®** (or a maximum of 0.313 lb. a.i./A of fomesafen from any product containing fomesafen) may be applied per acre in ALTERNATE years.
- **REGION 4 Restrictions:**
 - **DO NOT** apply more than 0.70 pints (0.25 pound fomesafen) per acre for a single application. A maximum of 0.70 pt. of **SINISTER®** (or a maximum of 0.25 lb. a.i./A of fomesafen from any product containing fomesafen) may be applied per acre in ALTERNATE years.
- **REGION 5 Restrictions:**
 - **DO NOT** apply more than 0.52 pint (0.1875 pound fomesafen) per acre for a single application. A maximum of 0.52 pt. of **SINISTER®** (or a maximum of 0.1875 lb. a.i./A of fomesafen from any product containing fomesafen) may be applied per acre in ALTERNATE years.

STORAGE AND DISPOSAL

DO NOT contaminate water, food or feed by storage or disposal.

Prohibitions

Open dumping is prohibited. **DO NOT** reuse empty container.

Pesticide Storage

Store above 32°F in original containers only. If product freezes, return to room temperature and agitate to reconstitute. Keep container closed when not in use. **DO NOT** store near food or feed. In case of spill or leak on floor or paved surfaces, soak up with sand, earth or synthetic absorbent. Remove to chemical waste area.

Pesticide Disposal

Pesticide wastes are acutely hazardous. Improper disposal of excess pesticide, spray mixture or rinsate is a violation of Federal law. If these wastes cannot be disposed of by use according to label instructions, contact your State Pesticide or Environmental Control Agency or the Hazardous Waste Representative at the nearest EPA Regional Office for guidance.

Container Handling (less than 5 gallons)

Non-refillable container. **DO NOT** reuse or refill this container. Offer for recycling if available. Triple rinse container (or equivalent) promptly after emptying. Triple rinse as follows: Empty the remaining contents into application or a mix tank and drain for 10 seconds after the flow begins to drip. Fill the container ¼ full with water and recap. Shake for 10 seconds. Pour rinsate into application equipment or a mix tank or store rinsate for later use and disposal. Drain for 10 seconds after the flow begins to drip. Repeat this procedure two more times. Then offer for recycling if available or puncture and dispose of in a sanitary landfill, by incineration or, if allowed by state and local authorities, by burning. If burned, stay out of smoke.

Container Handling (Bulk/Mini-Bulk)

Refillable container. Refill this container with HM-1151-A only. **DO NOT** reuse this container for any other purpose. Cleaning the container before final disposal is the responsibility of the person disposing of the container. Cleaning before refilling is the responsibility of the refiller. To clean container before final disposal, empty the remaining contents from this container into application equipment or mix tank. Fill the container about 10 percent full with water. Agitate vigorously or recirculate water with the pump for 2 minutes. Pour or pump rinsate into application equipment or rinsate collection system. Repeat this rinsing procedure two more times. Then offer for recycling if available or puncture and dispose of in a sanitary landfill, or by incineration, or, if allowed by state and local authorities, by burning. If burned, stay out of smoke.

CONTAINER IS NOT SAFE FOR FOOD, FEED OR DRINKING WATER.

CONDITIONS OF SALE—LIMITED WARRANTY AND LIMITATIONS OF LIABILITY AND REMEDIES

Read the Conditions of Sale—Warranty and Limitations of Liability and Remedies before using this product. If the terms are not acceptable, return the product, unopened, and the full purchase price will be refunded.

The directions on this label are believed to be reliable and must be followed carefully. Insufficient control of pests and/or injury to the crop to which the product is applied may result from the occurrence of extraordinary or unusual weather conditions or the failure to follow the label directions or good application practices, all of which are beyond the control of Helena Agri-Enterprises, LLC (the "Company") or seller. In addition, failure to follow label directions may cause injury to crops, animals, man or the environment. The Company warrants that this product conforms to the chemical description on the label and is reasonably fit for the purpose referred to in the directions for use subject to the factors noted above which are beyond the control of the Company. To the extent consistent with applicable law, the Company makes no other warranties or representations of any kind, express or implied, concerning the product, including no implied warranty of merchantability or fitness for any particular purpose, and no such warranty shall be implied by law.

The exclusive remedy against the Company for any cause of action relating to the handling or use of this product shall be limited to, at Helena Agri-Enterprises, LLC's election, one of the following:

1. Refund of the purchase price paid by buyer or user for product bought, or
2. Replacement of the product used

To the extent consistent with applicable law, the Company shall not be liable and any and all claims against the Company are waived for special, indirect, incidental, or consequential damages or expense of any nature, including, but not limited to, loss of profits or income. The Company and the seller offer this product and the buyer and user accept it, subject to the foregoing conditions of sale and limitation of warranty, liability and remedies.

Roundup Ready® is a registered trademark of Bayer Crop Protection.

SINISTER® is a registered trademark of Helena Holding Company.

APPENDIX

Scientific names are listed for those weeds referred to in the SINISTER® label.

COMMON NAME

Amaranth, Palmer
Amaranth, Spiny
Anoda, Spurred
Balloonvine
Barnyardgrass
Bindweed, Field
Bindweed, Hedge
Broadleaf Signalgrass
Carpetweed
Citron (Wild Watermelon)
Cocklebur, Common
Copperleaf, Hophornbeam
Copperleaf, Virginia
Crabgrass
Crotalaria, Showy
Croton, Tropic
Cucumber, Volunteer

SCIENTIFIC NAME

Amaranthus palmeri
Amaranthus spinosus
Anoda cristata
Cardiospermum halicacabum
Echinochloa crus-galli
Convolvulus arvensis
Calystegia sepium
Brachiaria platyphylla
Mollugo verticillata
Citrullus vulqaris
Xanthium strumarium
Acalypha ostryifolia
Acalypha virginica
Digitaria spp.
Crotalaria spectabilis
Croton glandulosus
Cucumis sativas

Eclipta
Foxtail, Giant
Foxtail, Green
Foxtail, Yellow
Goosegrass
Groundcherry, Cutleaf
Hemp
Horsenettle
Jimsonweed
Johnsongrass, Seedling
Ladysthumb
Lambsquarters, Common
Mexicanweed
Milkweed, Climbing
Milkweed, Honeyvine

Eclipta prostrata
Setaria faberi
Setaria viridis
Setaria glauca
Eleusine indica
Physalis angulata
Cannabis sativa
Solanum carolinense
Datura stramonium
Sorghum halepense
Polygonum persicaria
Chenopodium album
Caperonia castaniifolia
Sarcostemma cyanooides
Ampelamus albidus

SPECIMEN LABEL