



A HUBER COMPANY

SPODNAM[®]

Retains Yield Potential and Quality in Pod Bearing and Grass Seed Crops

AGRICULTURAL

PRODUCT COMPOSITION: Polymer of Cyclohexane, 1 methyl-4 (1-methylethyl) 57.8% w/w
Inert Ingredients: 42.2% w/w

**READ THE LABEL BEFORE USING
KEEP OUT OF REACH OF CHILDREN**

Net Contents: 2.5 Gallons (9.46 Liters)

**Manufactured By:
MILLER CHEMICAL & FERTILIZER, LLC
P.O. Box 333
Hanover, Pennsylvania 17331**



DIRECTIONS FOR USE

Crop	Timing	Rate per Acre
Alfalfa and Birdsfoot Trefoil (for seed production)	1. When earliest maturing curls are turning lime-green to yellow green	1 ¼ pints
	2. In Combination with desiccant	(a) 1 ½ pints if application (1) NOT made. (b) 2/3 pint if application (1) WAS made.
Edible Dry Beans	1. Apply when crop is mature and at least 80% of the pods are yellowing but pliable. There should be no more than 30% of the leaves still green in color. May be combined with a desiccant.	1 pint
Grass Seed	Apply beginning 3 to 4 days before the end of flowering, and ideally no later than a week after the end of flowering (provide the seed head may be tapped firmly on the palm of the hand without significant seed loss).	1 ¼ pint
Lentils and Peas	Apply when a majority of the pods are light green and the outline of the seed may be seen through the pod case. May be combined with a desiccant.	1 pint
<i>DIRECT HARVESTING</i> BRASSICA SEED CROPS (to be directly combined without swathing or chemical desiccation)	DIRECT HARVESTING: Apply when the majority of the pods have lost their intense green color. At this time, the pod is still pliable and may be bent without splitting open to release the seed. Varieties that mature slowly may benefit more from a later application when pods are yellow but still pliable. Allow the crop to fully mature before attempting to harvest.	1 pt
BRASSICA SEED CROPS (to be swathed or chemically desiccated)	SWATHING: Apply when the majority of the pods have lost their intense green color. At this time, although yellow, the pod is still pliable and may be bent without splitting open to release the seed. DO NOT apply more than 2-3 weeks before swathing.	¾ - 1 pint
Wild Rice	Contact your local Miller Representative	1 ¼ pint
Vegetable Seed Crops	Contact your local Miller Representative	-----
Soybeans (for seed production), Soybeans (for processing), Mung Beans	Contact your local Miller Representative	½ pint
Small Grains (Cereals)	Contact your local Miller Representative	1 – 1 ½ pints

APPLICATION VOLUME PER ACRE

GROUND: Apply in **sufficient water** to insure thorough coverage of pods. Minimum rate is 20 gallons of water.

AIR: Apply in **sufficient water** to insure thorough coverage of pods. Minimum rate is 5 gallons of water.

OVERHEAD IRRIGATION APPLICATIONS: When applying **SPODNAM** through sprinkler irrigation systems, increase the recommended rate by 25%.

NOTE: CROP CANOPY PENETRATION IS ESSENTIAL!

Coverage of the pod structure with **SPODNAM** is essential to obtain the most satisfactory results. Sufficient water to achieve maximum coverage of the pods is critical.

TIMING OF APPLICATION

NOTE: Pod maturity / senescence may develop rapidly once pods commence and begin turning yellow. A very considerable advance towards ripening and being beyond treatment with **SPODNAM** may occur very quickly (one or two days), especially in hot dry weather. **BE EARLY rather than late in making an application. Crops treated with SPODNAM and harvested after the optimal time may still suffer some seed loss.**

General Information

Spodnam is a harvest management tool that helps improve yield capture and crop quality. Spodnam reduces the intrusion of moisture into the pod as the crop matures. This reduction in moisture intrusion can benefit the crop when it is exposed to rains or heavy dews during the final stages of development and dry down. Spodnam can help maintain grade quality and or reduce pod shatter to provide a longer harvest window by reducing the effects of moisture intrusion into the pod structure during dry down.

Spodnam binds to the pod's natural waxes and helps limit the intrusion of moisture from rain or dew from entering the pod, while still letting internal moisture out. This reduces the strain on the pod structure and allows the sutures holding the pod halves together to remain intact. Maintaining the integrity of the pod structure allows the seed to fully develop, facilitating delayed swath and or direct harvesting strategies. The benefits of minimizing water intrusion into the pod are improved seed quality, less staining, seed loss and reduced seed sprouting in the pods.

SEED BRASSICAS, (INCLUDING CANOLA)

A: CROPS TO BE DIRECT COMBINED WITHOUT CHEMICAL DESSICATION

Apply Spodnam at 1 pint per acre within the timings recommended for **DIRECTIONS FOR USE**. Allow the crop to fully mature before attempting to combine. Monitor seed moisture levels and be prepared to take the crop when seed moisture levels reach 11%.

B: CROPS TO BE DIRECT COMBINED WITH CHEMICAL DESSICATION

Providing that a majority of the pods are still sufficiently pliable to be bent into a circle without splitting an application of Spodnam may be of benefit in combination with a desiccant.

C: CROPS TO BE SWATHED

Apply Spodnam after a majority of the pods have lost their intense green color and the outline of the seed is visible through the pod case and UP to the time at which the pod, although yellow, is still pliable and may be bent into a "V" shape or circle without splitting open to release seed. Swathing may be made less risky and the loss in yield from the killing off of immature pods reduced. Because Spodnam coats the pod swathing may be carried out 7 to 14 days later than is normal. The use of Spodnam allows the timing to be later within the optimum swathing window without causing the loss of mature pods. **DO NOT** apply more than 3 weeks before swathing.

The following Factors affect the ability of **SPODNAM** to reduce pod shatter:

1. **Bird attack:** Typically birds attack the earliest ripening pods leaving clusters of pods that have an untidy, feathery appearance. Birds may also trample and attack lodged crops.
2. **Insects:** Look for a hole in the pod. **SPODNAM** can help a little but once insects get in the pods, the pods cannot be effectively sealed by **SPODNAM**.
3. **Fungal disease:** Diseases that develop before the application of **SPODNAM** can reduce its effectiveness by destroying the coating.

4. **Plants senescing prematurely:** Attack by pests or disease which cause the plant to die very rapidly and prematurely will result in shatter.
5. **Harvest:** Crops treated with **SPODNAM** and harvested after the optimal time may suffer seed loss.
6. **Weather:** **SPODNAM**'s effectiveness may be reduced as a result of adverse weather conditions that involve hail, storms, heavy rain or strong wind conditions. **SPODNAM** reduces shatter but does not eliminate it completely.

Tank Mixing with Adjuvants

SPODNAM does not replace adjuvants. Adjuvants however may affect the film forming capabilities of the polymer. Use the lowest labeled adjuvant rate whenever **SPODNAM** is tank mixed with another chemical whose label requests the use of an adjuvant.

PRECAUTIONS

WIND SHATTER: **SPODNAM** will help minimize shatter loss on pods which remain intact on the stalk. Uneven plant growth which leaves a portion of the crop fully exposed to wind gusts may still experience a degree of shatter.

ADVERSE WEATHER: **SPODNAM** will help reduce the degree of shatter loss due to rain events, but not completely eliminate shatter. **SPODNAM** will not eliminate shatter due to hail or other environmental events.

MIXING:

Remove filter and add **SPODNAM** to a half-filled spray tank while agitating. Continue agitating while filling and spraying. Tank, lines and nozzles should be rinsed with water immediately after spraying. Fungicides, insecticides and desiccants are compatible and may be used in tank mixtures with **SPODNAM**.

Use this product in accordance with good agronomic practices, which include utilizing proven spray equipment set for proper coverage. Do not make applications when temperatures are too hot. Applications should be made at temperature levels and when other environmental conditions in your area are such that your experience indicates the application will be compatible and will accomplish the desired result.

Storage: Store only in original container, in a cool dry place inaccessible to children, pets, and domestic animals. Keep container tightly closed when not in use. **SPODNAM** is not affected by freezing. Shake well before use.

First Aid: IF IN EYES: Hold eyelids open and flush with a steady stream of water for 15 minutes. Contact a poison control center or physician. IF ON THE SKIN: Wash with plenty of soap and water. Contact a poison control center or physician. IF INHALED: Remove to fresh air. Contact a poison control center or physician. IF INGESTED: Contact a poison control center or physician immediately as with ingestion of any non-food product.

Disposal:

1. Rinse the emptied container thoroughly and add the rinsing to the spray mixture in the tank.
2. Follow provincial instructions for any required additional cleaning of the container prior to its disposal.
3. Make the empty container unsuitable for further use.
4. Dispose of the container in accordance with provincial requirements.
5. For information on the disposal of unused, unwanted product and the cleanup of spills, contact the manufacturer.

Miller Limited Warranty:

Miller warrants that this product conforms to the chemical description on the label thereof and is reasonably fit for purposes stated on such label only when used in accordance with directions under normal use conditions. It is impossible to eliminate all risks inherently associated with the use of this product. Crop injury, ineffectiveness, or other unintended consequences may result because of such factors as weather conditions, presence of other materials, or the manner of use or application, all of which are beyond the control of Miller. In no case shall Miller be liable for consequential, special or indirect damages resulting from the use or handling of this product. All such risks shall be assumed by the buyer. MILLER MAKES NO WARRANTIES OF MERCHANTABILITY OR FITNESS FOR A PARTICULAR PURPOSE NOR ANY OTHER EXPRESS OR IMPLIED WARRANTY EXCEPT AS STATED ABOVE.

Spodnam® is a registered trademark of Taminco N.V., Belgium.



A HUBER COMPANY

SPODNAM[®]

Retains Yield Potential and Quality in Pod Bearing and Grass Seed Crops

AGRICULTURAL

PRODUCT COMPOSITION: Polymer of Cyclohexane, 1 methyl-4 (1-methylethyl) 57.8% w/w
Inert Ingredients: 42.2% w/w

**READ THE LABEL BEFORE USING
KEEP OUT OF REACH OF CHILDREN**

Net Contents: 2.5 Gallons (9.46 Liters)

**Manufactured By:
MILLER CHEMICAL & FERTILIZER, LLC
P.O. Box 333
Hanover, Pennsylvania 17331**

PEEL HERE TO OPEN ▲

PROOF

THIS PROOF IS TO BE CHECKED FOR ACCURACY

Please review and approve **Text, Spelling, Copy Placement, Size, Shape, Colors** and **Dieline**.

Authorized signature accepts responsibility for accuracy of all copy, color break and artwork. Cimarron Label is not liable for any discrepancies subsequently identified.

PLEASE NOTE: Due to color variance between printers/monitors, the colors represented by this proof cannot be deemed accurate. Please refer to a color matching system such as the Pantone Matching System for a truer representation of spot colors.










THIS PROOF IS NOT ACCURATE FOR COLOR-MATCH.

Dieline does not print.



Experts in Extended Text Labeling

4201 North Westport Ave. • Sioux Falls, SD 57107
Phone: (605) 978-0451 • Fax: (605) 978-0463

DATE	JOB NUMBER	CUSTOMER
11-11-20	176137	MILLER CHEMICAL
LABEL SIZE	LEAFLET FOLDED SIZE	LEAFLET FLAT SIZE
7.25" X 7.25"	7.25" X 6.5"	7.25" X 12.9375"
LABEL COLORS	LEAFLET "OUT" COLORS	LEAFLET "IN" COLORS
<div> BLK</div> <div> CYAN</div> <div> MAG</div> <div> YELLOW</div>	<div> BLK</div> <div> CYAN</div> <div> MAG</div> <div> YELLOW</div>	<div> BLK</div>
PATTERN VARNISH: <input checked="" type="checkbox"/> YES <input type="checkbox"/> NO		

Form: CS 006L - 11/8/2011

☒ **ARTWORK IS APPROVED**

☐ **REVISED PROOF NEEDED**

**WE CANNOT PROCESS
THIS ORDER WITHOUT AN
AUTHORIZED SIGNATURE**

Signed



Date 11/11/2020