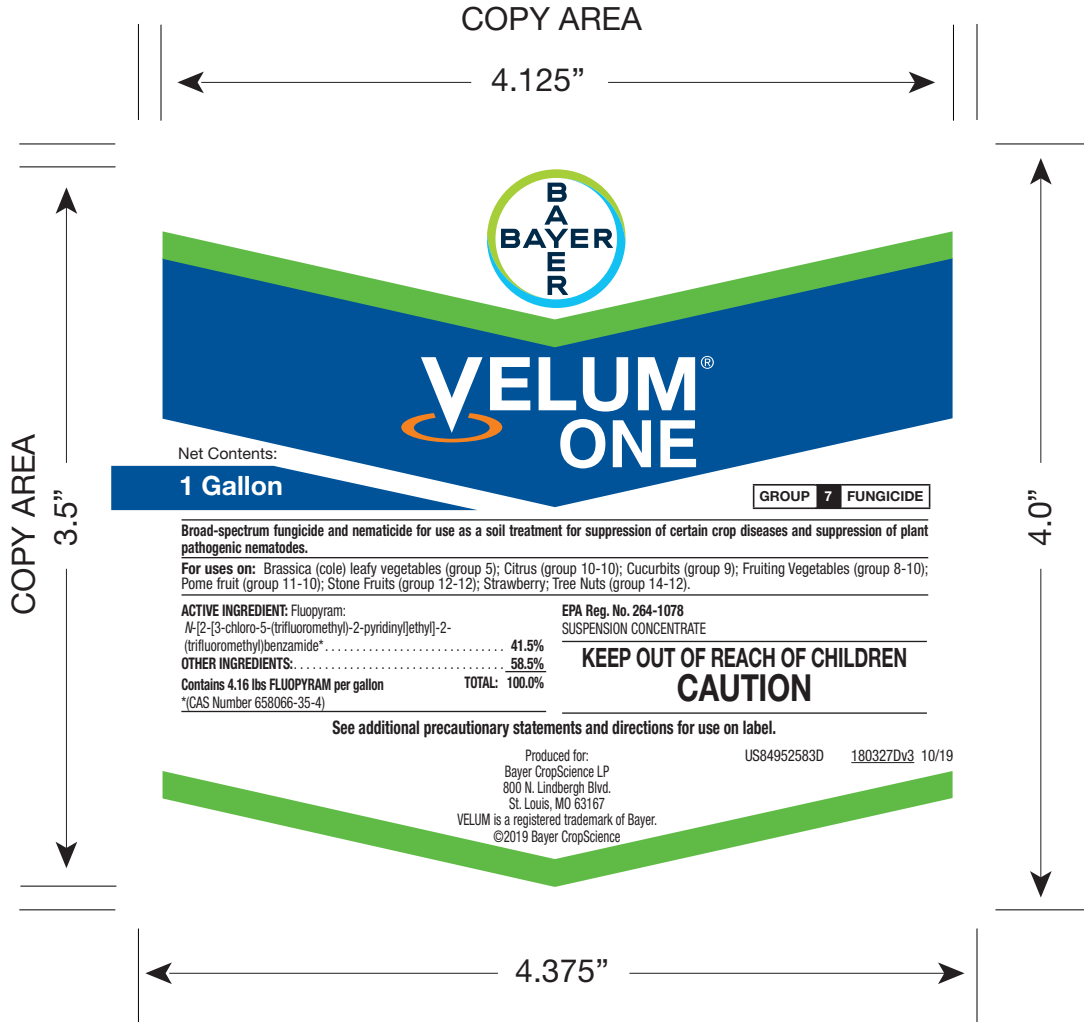


US84952583D (180327Dv3) VELUM ONE 1 Gallon ETL
CMYK 10/16/19



COPY AREA

3.875"

COPY AREA
3.5"

FIRST AID

IF SWALLOWED:	<ul style="list-style-type: none">• Call a poison control center or doctor immediately for treatment advice.• Do not induce vomiting unless told to do so by a poison control center or doctor.• Have person sip a glass of water if able to swallow.• Do not give anything to an unconscious person.
IF ON SKIN:	<ul style="list-style-type: none">• Take off contaminated clothing.• Rinse skin immediately with plenty of water for 15-20 minutes.• Call a poison control center or doctor for treatment advice.
<p>For MEDICAL Emergencies Call 24 Hours A Day 1-800-334-7577. In case of emergency call toll free the Bayer CropScience Emergency Response Telephone No. 1-800-334-7577. Have a product container or label with you when calling a poison control center or doctor, or going for treatment.</p>	
NOTE TO PHYSICIAN: Treat Symptomatically.	

For **PRODUCT USE** Information Call 1-866-99BAYER (1-866-992-2937)

PRECAUTIONARY STATEMENTS

HAZARDS TO HUMANS AND DOMESTIC ANIMALS

CAUTION

Harmful if swallowed or absorbed through skin. Avoid contact with skin, eyes, or clothing. Wash thoroughly with soap and water after handling and before eating, drinking, chewing gum, or using tobacco. Remove and wash contaminated clothing before reuse.

Personal Protective Equipment (PPE):

Applicators and other handlers must wear long-sleeved shirt and long pants, shoes plus socks, and chemical-resistant (such as natural rubber) gloves.

4.375"

4.0"

COPY AREA

3.875"

COPY AREA

3.5"

User Safety Requirements

Follow manufacturer's instructions for cleaning/maintaining PPE. If no such instructions exist for washables, use detergent and hot water. Keep and wash PPE separately from other laundry.

Engineering Control Statements:

When handlers use closed systems, enclosed cabs, or aircraft in a manner that meets the requirements listed in the Worker Protection Standard (WPS) for agricultural pesticides 40 CFR 170.240(d)(4-6), the handler PPE requirements may be reduced or modified as specified in the WPS.

USER SAFETY RECOMMENDATIONS

Users should:

- Wash hands before eating, drinking, chewing gum, using tobacco, or using the toilet.
- Remove clothing/PPE immediately if pesticide gets inside. Then wash thoroughly and put on clean clothing.
- User should remove PPE immediately after handling this product. Wash the outside of gloves before removing. As soon as possible, wash thoroughly and change into clean clothing.

ENVIRONMENTAL HAZARDS

For terrestrial uses: Do not apply directly to water, or to areas where surface water is present or to intertidal areas below the mean high water mark. Do not contaminate water when disposing of equipment wash water or rinsate. This product may impact surface water quality due to runoff of rain water. This is especially true for poorly draining soils and soils with shallow ground water. This product is classified as having high potential for reaching surface water via runoff for several months or more after application. A level, well-maintained vegetative buffer strip between areas to which this product is applied and surface water features such as ponds, streams, and springs will reduce the potential loading of Fluopyram. Runoff of this product will be reduced by avoiding applications when rainfall or irrigation is expected to occur within 48 hours. Sound erosion control practices will reduce this product's potential to reach aquatic sediment via runoff.

(continued)

4.375"

4.0"

COPY AREA

3.875"

This chemical has properties and characteristics associated with chemicals detected in ground water. This chemical may leach into groundwater if used in areas where soils are permeable, particularly where the water table is shallow.

DIRECTIONS FOR USE

STOP - READ THE LABEL BEFORE USE

It is a violation of federal law to use this product in a manner inconsistent with its labeling.

Read entire label before using this product.

Do not apply this product in a way that will contact workers or other persons, either directly or through drift. Only protected handlers may be in the area during application. For any requirements specific to your State or Tribe, consult the agency responsible for pesticide regulation.

AGRICULTURAL USE REQUIREMENTS

Use this product only in accordance with its labeling and with the Worker Protection Standard, 40 CFR part 170. This Standard contains requirements for the protection of agricultural workers on farms, forests, nurseries, and greenhouses, and handlers of agricultural pesticides. It contains requirements for training, decontamination, notification, and emergency assistance. It also contains specific instructions and exceptions pertaining to the statements on this label about personal protective equipment (PPE) and restricted entry interval. The requirements in this box only apply to uses of this product that are covered by the Worker Protection Standard.

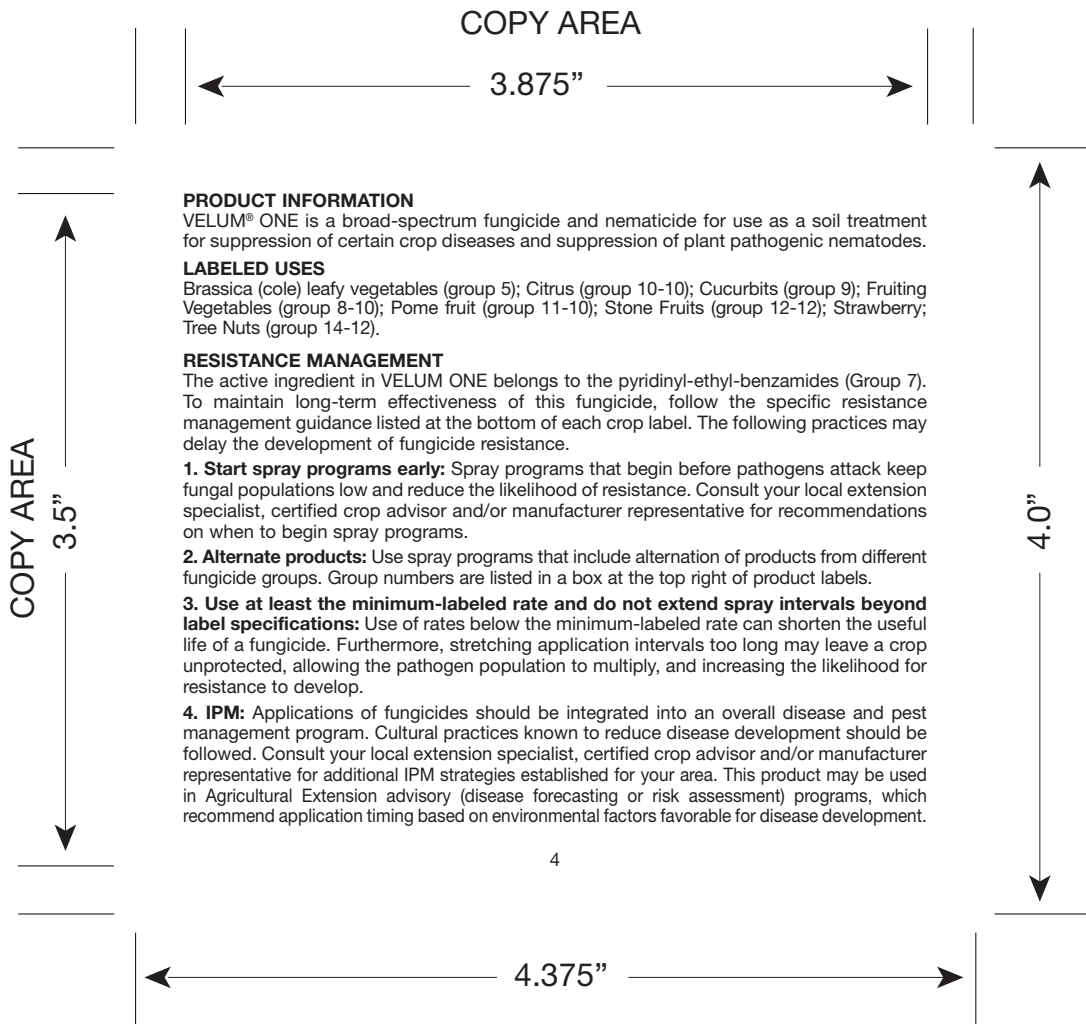
Do not enter or allow worker entry into treated areas during the **restricted-entry interval (REI) of 12 hours**.

PPE required for early entry to treated areas that is permitted under the Worker Protection Standard and that involves contact with anything that has been treated, such as plants, soil, or water is: coveralls over long-sleeved shirt and long pants, socks and shoes, and chemical-resistant gloves made of any waterproof material such as natural rubber \geq 14 mils.

COPY AREA
3.5"

4.0"

4.375"



PRODUCT INFORMATION

VELUM® ONE is a broad-spectrum fungicide and nematicide for use as a soil treatment for suppression of certain crop diseases and suppression of plant pathogenic nematodes.

LABELED USES

Brassica (cole) leafy vegetables (group 5); Citrus (group 10-10); Cucurbits (group 9); Fruiting Vegetables (group 8-10); Pome fruit (group 11-10); Stone Fruits (group 12-12); Strawberry; Tree Nuts (group 14-12).

RESISTANCE MANAGEMENT

The active ingredient in VELUM ONE belongs to the pyridinyl-ethyl-benzamides (Group 7). To maintain long-term effectiveness of this fungicide, follow the specific resistance management guidance listed at the bottom of each crop label. The following practices may delay the development of fungicide resistance.

- 1. Start spray programs early:** Spray programs that begin before pathogens attack keep fungal populations low and reduce the likelihood of resistance. Consult your local extension specialist, certified crop advisor and/or manufacturer representative for recommendations on when to begin spray programs.
- 2. Alternate products:** Use spray programs that include alternation of products from different fungicide groups. Group numbers are listed in a box at the top right of product labels.
- 3. Use at least the minimum-labeled rate and do not extend spray intervals beyond label specifications:** Use of rates below the minimum-labeled rate can shorten the useful life of a fungicide. Furthermore, stretching application intervals too long may leave a crop unprotected, allowing the pathogen population to multiply, and increasing the likelihood for resistance to develop.
- 4. IPM:** Applications of fungicides should be integrated into an overall disease and pest management program. Cultural practices known to reduce disease development should be followed. Consult your local extension specialist, certified crop advisor and/or manufacturer representative for additional IPM strategies established for your area. This product may be used in Agricultural Extension advisory (disease forecasting or risk assessment) programs, which recommend application timing based on environmental factors favorable for disease development.

COPY AREA

3.875"



APPLICATION INFORMATION

Use sufficient water volume to provide thorough and uniform coverage to obtain the most effective disease control. Do not make applications when conditions favor drift. Avoid spraying when windy, high temperature, drought, dusty, low relative humidity, or temperature inversion conditions exist.

Chemigation Application

Apply this product only through center pivot, motorized-lateral move, traveling gun, solid set or portable (wheel move, side roll, end tow, or hand move) and drip irrigation systems. Do not apply this product through any other type of irrigation system. Crop injury, lack of effectiveness, or illegal pesticide residues in the crop can result from non-uniform distribution of treated water. If you have questions about calibration, you should contact State Extension Service specialists, equipment manufacturers or other experts. A person knowledgeable of the chemigation system and responsible for its operation or under the supervision of the responsible person, shall shut the system down and make necessary adjustments should the need arise. This product has not been sufficiently tested when applied through irrigation systems to assure consistent product performance for all labeled uses. The following application techniques are provided for user reference but do not constitute a warranty of fitness for application through sprinkler or drip irrigation equipment.

Do not connect an irrigation system (including greenhouse systems) used for pesticide application to a public water system, unless the pesticide label prescribed safety devices for public water systems are in place. 'Public water system' means a system for the provision to the public of piped water for human consumption if such system has at least 15 service connections or regularly serves an average of at least 25 individuals daily at least 60 days out of the year. Chemigation systems connected to public water systems must contain a functional, reduced-pressure zone (RPZ), back flow preventer, or the functional equivalent in the water supply line upstream from the point of pesticide introduction. As an alternative to the RPZ, the water from the public water system should be discharged into a reservoir tank prior to pesticide introduction. There shall be a complete physical break (air gap) between the flow outlet end of the fill pipe and the top or overflow rim of the reservoir tank of at least twice the inside diameter of the fill pipe. The pesticide injection pipeline must contain a functional, automatic, quick-closing check valve to prevent the flow of fluid back toward the injection pump. Pesticide injection pipeline must contain a functional, normally closed, solenoid-operated valve located on the intake side of the injection pump and

(continued)

COPY AREA

3.5"



4.0"



4.375"



COPY AREA

3.875"

COPY AREA

3.5"

connected to the system interlock to prevent fluid from being withdrawn from the supply tank when the irrigation system is either automatically or manually shut down. The systems must contain functional interlocking controls, to automatically shut off the pesticide injection pump when the water pump motor stops, or in cases where there is no water pump, when the water pressure decreases to the point where pesticide distribution is adversely affected. Systems must use a metering pump, such as a positive displacement injection pump (e.g., diaphragm pump) effectively designed and constructed of materials that are compatible with pesticides and capable of being fitted with a system interlock.

Do not apply when wind speed favors drift. Spray mixture in the chemical supply tank must be agitated at all times, otherwise settling and uneven application may occur. Apply pesticide continuously for the duration of the water application. For mixing instructions, please refer to directions in the "Spray mixing and compatibility" section.

This product can be used through two basic types of irrigation systems as outlined in **Sections A and B** below. The system must contain a functional check valve, vacuum relief valve, and low-pressure drain appropriately located on the irrigation pipeline to prevent water source contamination from back flow. Determine which type of irrigation system is in place, then refer to the appropriate directions provided below for each type. See crops section on the label for required treatment rates and additional use information.

A. Center Pivot, Motorized-Lateral Move and Traveling Gun Irrigation Equipment

For injections of pesticides, these continuously moving systems must use a positive displacement injection pump of either diaphragm or piston type and be constructed of materials that are compatible with pesticides. They must also be capable of being fitted with a system interlock and capable of injection at pressures approximately 2-3 times those encountered within the irrigation water line. Venturi applicator units cannot be used on these systems. Thoroughly mix required amount of this product for acreage to be covered into same amount of water used during calibration and inject into system continuously for one revolution or run. Mixture in the chemical supply tank must be continuously agitated during the injection run. Shut off injection equipment after one revolution or run, but continue to operate irrigation system until this product has been cleared from the last sprinkler head.

4.0"

4.375"

COPY AREA

3.875"

COPY AREA

3.5"

B. Solid-Set, Portable (Wheel Move, Side Roll, End Tow, or Hand Move) and Drip Irrigation Equipment

With stationary systems, an effectively designed in-line Venturi applicator unit is preferred to support even and quick distribution. However, a positive-displacement pump can also be used. For solid set systems, determine acreage covered by sprinkler. Fill the tank of injection equipment with water and adjust flow to use contents over 30 to 45 minutes. Mix desired amount of this product for acreage to be covered with water so that the total mixture of this product plus water in the injection tank is equal to the quantity of water used during calibration. Provide chemical supply tank agitation sufficient for mixing until chemigation is completed. Operate entire system at normal pressures recommended by the manufacturer of injection equipment used, for amount of time established during calibration. This product can be injected during the irrigation cycle or as a separate application. For drip irrigation systems, introduce fungicide into irrigation solution for a period sufficient to distribute the product uniformly in the crop. Stop injection equipment with any system after treatment is completed and continue to operate irrigation system until this product has been cleared from the last sprinkler head or drip irrigation line.

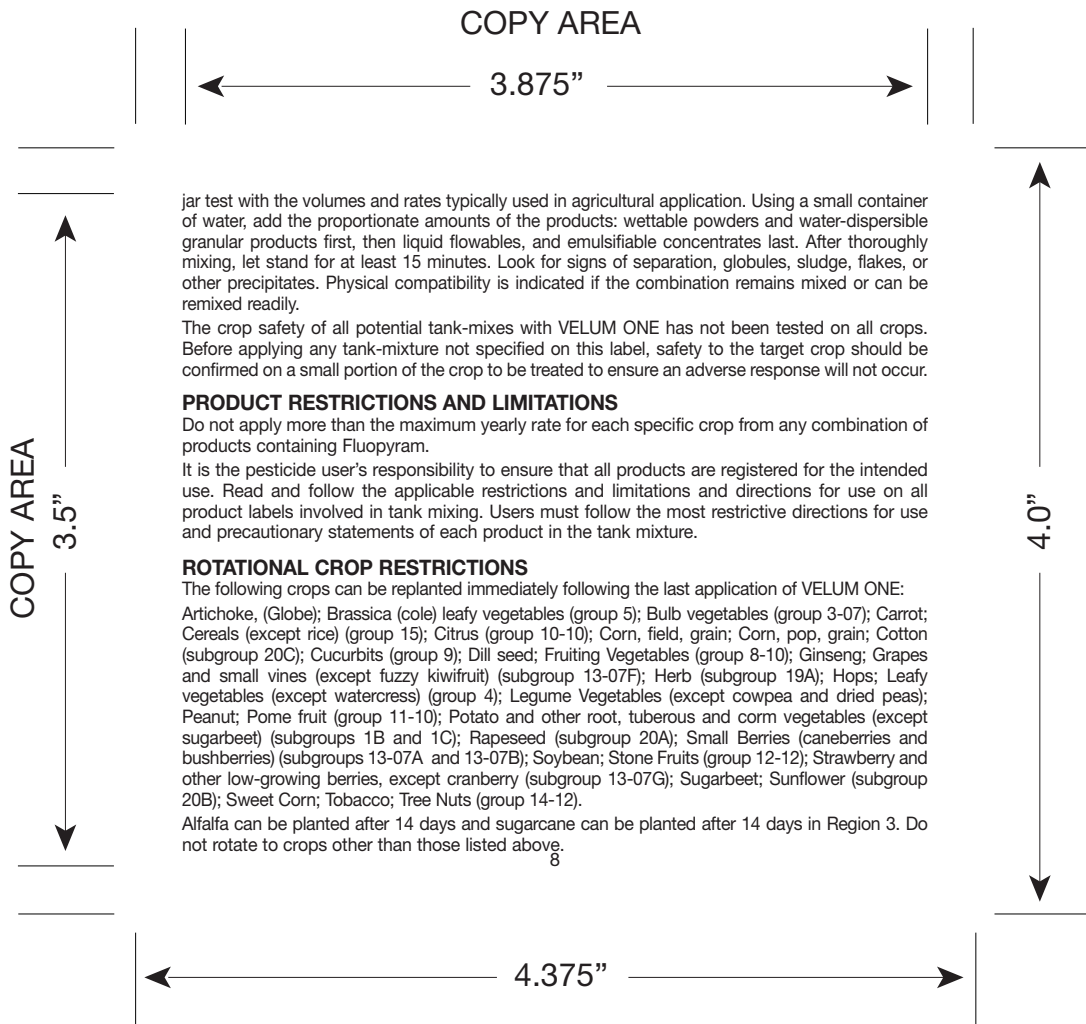
SPRAY MIXING AND COMPATIBILITY

Begin with clean spray equipment and add one-half of the required amount of water to the spray or mixing tank and start agitation. Add the required quantity of fungicide and the tank-mix partner if applicable to the water and complete filling with water to the required total volume. Follow the recommendations of your State Cooperative Extension Service for tank mixing with other products. In general, follow the order beginning first with water conditioners, water soluble packaging (wait for it to completely dissolve), wettable powders and water-dispersible granular products, liquid flowables and suspension concentrates, emulsifiable concentrates, and adjuvants last. Maintain agitation throughout spraying. Do not allow spray mixture to remain in the tank overnight, or for long periods during the day without agitation. When tank mixing with other pesticides, observe the more restrictive label limitations and precautions.

VELUM ONE is physically compatible with most commonly used fungicide, herbicide, insecticide, and foliar nutrient products. However, the compatibility of VELUM ONE with all potential tank-mix partners has not been fully investigated. If tank mixing with other pesticides is desirable, conduct a

4.0"

4.375"



COPY AREA

3.875"

USE DIRECTIONS FOR SPECIFIC CROPS

BRASSICA (COLE) LEAFY VEGETABLES (Group 5)

Head and Stem subgroup: Broccoli; Chinese Broccoli; Brussels Sprouts; Cabbage; Chinese Cabbage (Napa); Chinese Mustard Cabbage; Cavalo Broccolo; Cauliflower; Kohlrabi.

Leafy Greens subgroup: Broccoli Raab; Chinese Cabbage; Collards; Kale; Mizuna; Mustard Greens; Mustard Spinach; Rape Greens.

Disease Suppression	Application Rate	Application Instructions
Powdery mildew (<i>Erysiphe polygoni</i>) (<i>Erysiphe cruciferarum</i>)	6.84 fl oz/acre	Apply at the critical timings for disease suppression. Refer to University and/or extension guidelines for best application timings. Continue as needed on a 5- to 7-day interval. Drip applications are effective for suppression of this disease.
Pest Suppression	Application Rate	Application Instructions
Nematodes	6.84 fl oz/acre	Apply specified dosage in the following methods: •Chemigation into root-zone through low-pressure drip, trickle, micro-sprinkler or equivalent equipment. Minimum 5-day interval between soil applications.

Restrictions:

- Do not apply more than 13.7 fl oz of VELUM ONE (0.446 lbs Fluopyram) per acre per year, regardless of formulation or method of application.
- Apply using chemigation equipment.
- Can be applied the day of harvest.
- To limit the potential for development of disease resistance to this fungicide class, do not make more than 2 sequential applications of VELUM ONE or any Group 7-containing fungicide before rotating with a fungicide from a different Group.
- For soil application, to limit the potential for development of disease resistance to this chemical class, the first foliar fungicide application after VELUM ONE should be a product from a different FRAC group.

4.375"

COPY AREA
3.5"

4.0"

COPY AREA

3.875"

COPY AREA
3.5"

<p>CITRUS FRUIT (Group 10-10) Australian Desert Lime; Australian Finger Lime; Australian Round Lime; Brown River Finger Lime; Calamondin; Citron; Citrus Hybrids; Grapefruit; Japanese Summer Grapefruit; Kumquat; Lemon; Lime; Mediterranean Mandarin; Mount White Lime; New Guinea Wild Lime; Sour Orange; Sweet Orange; Pummelo; Russell River Lime; Satsuma Mandarin; Sweet Lime; Tachibana Orange; Tahiti Lime; Tangelo; Tangerine (Mandarin); Tangor; Trifoliate Orange; Uniq Fruit; cultivars, varieties and/or hybrids of these.</p>		
Pest Suppression	Application Rate	Application Instructions
Nematodes	6.84 fl oz/acre	<p>Soil Applications - Apply specified dosage by chemigation into root-zone through low-pressure drip, trickle, micro-sprinkler or equivalent equipment. For optimum results, apply to newly planted trees or those previously trained to drip, trickle or micro-sprinkler irrigation. Soil must be lightly pre-wetted to break soil surface tension prior to applications.</p> <p>Minimum 30-day interval between soil applications.</p>
<p>Restrictions:</p> <ul style="list-style-type: none"> • Do not apply more than 13.7 fl oz of VELUM ONE (0.446 lbs Fluopyram) per acre per year, regardless of formulation or method of application. • Apply using chemigation equipment. • Do not apply VELUM ONE within 7 days of harvest. • To limit the potential for development of disease resistance to this fungicide class, do not make more than 2 sequential applications of VELUM ONE or any Group 7-containing fungicide before rotating with a fungicide from a different Group. • For soil application, to limit the potential for development of disease resistance to this chemical class, the first foliar fungicide application after VELUM ONE should be a product from a different FRAC group. 		

4.0"

10

4.375"

COPY AREA

3.875"

COPY AREA
3.5"

CUCURBITS (Group 9)		
<p>Melon subgroup: Citron Melon; Muskmelon (hybrids and/or cultivars of Cucumis Melo including True Cantaloupe, Cantaloupe, Casaba, Crenshaw Melon, Golden Pershaw Melon, Honeydew Melon, Honey Balls, Mango Melon, Persian Melon, Pineapple Melon, Santa Claus Melon, Snake Melon); Watermelon.</p> <p>Squash/Cucumber subgroup: Chayote (Fruit); Chinese Waxgourd; Cucumber; Gherkin; Gourd, Edible; <i>Momordica</i> spp.; Pumpkin, Squash, Summer; Squash, Winter.</p>		
Disease Suppression	Application Rate	Application Instructions
Powdery mildew <i>(Sphaerotheca fuliginea / Podosphaera xanthii)</i> <i>(Erysiphe cichoracearum)</i>	6.84 fl oz/acre	Apply at the critical timings for disease suppression. Refer to University and/or extension guidelines for best application timings. Continue as needed on a 5- to 14-day interval. Drip applications are effective for suppression of this disease.
Pest Suppression	Application Rate	Application Instructions
Nematodes	6.84 fl oz/acre	Apply specified dosage in the following methods: <ul style="list-style-type: none"> Chemigation into root-zone through low-pressure drip, trickle, micro-sprinkler or equivalent equipment. Minimum 5-day interval between soil applications.
<p>Note: A mild yellowing on leaf margins is sometimes seen following application of VELUM ONE in cucurbits.</p> <p>Restrictions:</p> <ul style="list-style-type: none"> Do not apply more than 13.7 fl oz of VELUM ONE (0.446 lbs Fluopyram) per acre per year, regardless of formulation or method of application. Apply using chemigation equipment. Can be applied the day of harvest. To limit the potential for development of disease resistance to this fungicide class, do not make more than 2 sequential applications of VELUM ONE or any Group 7-containing fungicide before rotating with a fungicide from a different Group. For soil application, to limit the potential for development of disease resistance to this chemical class, the first foliar fungicide application after VELUM ONE should be a product from a different FRAC group. 		

4.0"

4.375"

COPY AREA

3.875"

COPY AREA
3.5"

FRUITING VEGETABLES (Group 8-10)		
<p>Tomato subgroup: Bush Tomato; Cocona; Currant Tomato; Garden Huckleberry; Goji Berry; Groundcherry; Naranjilla; Sunberry; Tomatillo; Tomato; Tree Tomato; cultivars, varieties, and/or hybrids of these.</p> <p>Pepper/Eggplant subgroup: African Eggplant; Bell Pepper; Eggplant; Martynia; Nonbell Pepper; Okra; Pea Eggplant; Pepino; Roselle; Scarlet Eggplant; cultivars, varieties, and/or hybrids of these.</p>		
Disease Suppression	Application Rate	Application Instructions
Powdery mildew <i>(Oidiopsis taurica / Leveillula taurica) (Sphaerotheca spp.)</i>	6.84 fl oz/acre	Apply at the critical timings for disease suppression. Refer to University and/or extension guidelines for best application timings. Continue as needed on a 7-day interval. Drip applications are effective for suppression of this disease.
Pest Suppression	Application Rate	Application Instructions
Nematodes	6.84 fl oz/acre	<p>Soil Applications: Apply specified dosage in the following methods:</p> <ul style="list-style-type: none"> Chemigation into root-zone through low-pressure drip, trickle, micro-sprinkler or equivalent equipment. Minimum 7-day interval between soil applications.
<p>Restrictions:</p> <ul style="list-style-type: none"> Do not apply more than 13.7 fl oz of VELUM ONE (0.446 lbs Fluopyram) per acre per year, regardless of formulation or method of application. Apply using chemigation equipment. Can be applied the day of harvest. To limit the potential for development of disease resistance to this fungicide class, do not make more than 2 sequential applications of VELUM ONE or any Group 7-containing fungicide before rotating with a fungicide from a different Group. For soil application, to limit the potential for development of disease resistance to this chemical class, the first foliar fungicide application after VELUM ONE should be a product from a different FRAC group. 		

4.0"

4.375"

COPY AREA

3.875"

COPY AREA
3.5"

POME FRUIT (Group 11-10)		
Apple; Azarole; Crabapple; Loquat; Mayhaw; Medlar; Pear; Asian Pear; Quince; Chinese Quince; Japanese Quince; Tejocote; cultivars, varieties and/or hybrids of these.		
Pest Suppression	Application Rate	Application Instructions
Nematodes	6.84 fl oz/acre	Soil Applications: Apply specified dosage by chemigation into root-zone through low-pressure drip, trickle, micro-sprinkler or equivalent equipment. For optimum results, apply to newly planted trees or those previously trained to drip, trickle or micro-sprinkler irrigation. Soil must be lightly pre-wetted to break soil surface tension prior to applications. Minimum 30-day interval between soil applications.
Restrictions: <ul style="list-style-type: none"> Do not apply more than 13.7 fl oz of VELUM ONE (0.446 lbs Fluopyram) per acre per year, regardless of formulation or method of application. Apply using chemigation equipment. Do not apply VELUM ONE within 7 days of harvest. To limit the potential for development of disease resistance to this fungicide class, do not make more than 2 sequential applications of VELUM ONE or any Group 7-containing fungicide before rotating with a fungicide from a different Group. For soil application, to limit the potential for development of disease resistance to this chemical class, the first foliar fungicide application after VELUM ONE should be a product from a different FRAC group. 		

4.0"

4.375"

COPY AREA

3.875"

COPY AREA
3.5"

<p>STONE FRUITS (Group 12-12) Cherry subgroup: Capulin; Black Cherry; Nanking Cherry; Sweet Cherry; Tart Cherry; cultivars, varieties, and/or hybrids of these. Peach subgroup: Peach; Nectarine; cultivars, varieties, and/or hybrids of these. Plum subgroup: Apricot; Japanese Apricot; Chinese Jujube; Plum; American Plum; Beach Plum; Canada Plum; Cherry Plum; Chickasaw Plum; Damson Plum; Japanese Plum; Klamath Plum; Plumcot; Prune Plum; Sloe; cultivars, varieties, and/or hybrids of these.</p>		
Pest Suppression	Application Rate	Application Instructions
Nematodes	6.84 fl oz/acre	<p>Soil Applications - Apply specified dosage by chemigation into root-zone through low-pressure drip, trickle, micro-sprinkler or equivalent equipment. For optimum results, apply to newly planted trees or those previously trained to drip, trickle or micro-sprinkler irrigation. Soil must be lightly pre-wetted to break soil surface tension prior to applications.</p> <p>Minimum 30-day interval between soil applications.</p>
<p>Restrictions:</p> <ul style="list-style-type: none"> • Do not apply more than 13.7 fl oz of VELUM ONE (0.446 lbs Fluopyram) per acre per year, regardless of formulation or method of application. • Apply using chemigation equipment. • Can be applied the day of harvest. • To limit the potential for development of disease resistance to this fungicide class, do not make more than 2 sequential applications of VELUM ONE or any Group 7-containing fungicide before rotating with a fungicide from a different Group. • For soil application, to limit the potential for development of disease resistance to this chemical class, the first foliar fungicide application after VELUM ONE should be a product from a different FRAC group. 		

4.0"

4.375"

COPY AREA

3.875"

COPY AREA
3.5"

STRAWBERRY		
Cultivars, varieties, and/or hybrids of these.		
Disease Suppression	Application Rate	Application Instructions
Powdery mildew (<i>Podosphaera aphanis</i>)	6.84 fl oz/acre	Apply at the critical timings for disease suppression. Refer to University and/or extension guidelines for best application timings. Continue as needed on a 7-day interval. Drip applications are effective for suppression of this disease.
Pest Suppression	Application Rate	Application Instructions
Nematodes	6.84 fl oz/acre	Soil Applications Apply specified dosage in the following methods: •Chemigation into root-zone through low-pressure drip, trickle, micro-sprinkler or equivalent equipment. Minimum 7-day interval between soil applications.
Restrictions:		
<ul style="list-style-type: none"> Do not apply more than 13.7 fl oz of VELUM ONE (0.446 lbs Fluopyram) per acre per year, regardless of formulation or method of application. Apply using chemigation equipment. Can be applied the day of harvest. For soil application, to limit the potential for development of disease resistance to this chemical class, the first foliar fungicide application after VELUM ONE should be a product from a different FRAC group. To limit the potential for development of disease resistance to this fungicide class, do not make more than 2 sequential applications of VELUM ONE or any Group 7-containing fungicide before rotating with a fungicide from a different Group. 		

4.0"

4.375"

COPY AREA

3.875"

COPY AREA

3.5"

TREE NUTS (Group 14-12)		
African Nut-Tree; Almond; Beechnut; Brazil Nut; Brazilian Pine; Bunya; Bur Oak; Butternut; Cajou Nut; Candlenut; Cashew; Chestnut; Chinquapin; Coconut; Coquito Nut; Dika Nut; Ginkgo; Guiana Chestnut; Hazelnut; Heartnut; Hickory Nut; Japanese Horse-Chestnut; Mongongo Nut; Monkey-Pot; Monkey Puzzle Nut; Okari Nut; Pachira Nut; Peach Palm Nut; Pecan; Pequi; Pili Nut; Pine Nut; Pistachio; Sapucaia Nut; Tropical Almond; Walnut, Black; Walnut, English; Yellowhorn; Cultivars, varieties, and/or hybrids of these.		
Pest Suppression	Application Rate	Application Instructions
Nematodes	6.84 fl oz/acre	Soil Applications - Apply specified dosage by chemigation into root-zone through low-pressure drip, trickle, micro-sprinkler or equivalent equipment. For optimum results, apply to newly planted trees or those previously trained to drip, trickle or micro-sprinkler irrigation. Soil must be lightly pre-wetted to break soil surface tension prior to applications. Minimum 30-day interval between soil applications.
Restrictions: <ul style="list-style-type: none"> Do not apply more than 13.7 fl oz of VELUM ONE (0.446 lbs Fluopyram) per acre per year, regardless of formulation or method of application. Apply using chemigation equipment. Do not apply VELUM ONE within 14 days of harvest. To limit the potential for development of disease resistance to this fungicide class, do not make more than 2 sequential applications of VELUM ONE or any Group 7-containing fungicide before rotating with a fungicide from a different Group. For soil application, to limit the potential for development of disease resistance to this chemical class, the first foliar fungicide application after VELUM ONE should be a product from a different FRAC group. 		

4.0"

4.375"

COPY AREA

3.875"

STORAGE AND DISPOSAL

Do not contaminate water, food, or feed by storage or disposal.

Pesticide Storage: Store in original container and keep tightly closed when not in use. Store in a cool dry place. Avoid cross-contamination with other pesticides.

Pesticide Disposal: Pesticide wastes may be toxic. Improper disposal of unused pesticide, spray mixture, or rinse water is a violation of federal law. If these wastes cannot be disposed of by use according to label instruction, contact your State Pesticide or Environmental Control Agency, or the Hazardous Waste representative at the nearest EPA Regional Office for guidance in proper disposal methods.

Container Handling:

Non-Seed Treatment Products in Non-Refillable Containers

Rigid, Non-refillable containers (equal to or less than 5 gallons)
Non-refillable container. Do not reuse or refill this container. Offer for recycling, if available. Triple rinse or pressure rinse container (or equivalent) promptly after emptying. Triple rinse as follows: Empty the remaining contents into application equipment or a mix tank and drain for 10 seconds after the flow begins to drip. Fill the container 1/4 full with water and recap. Shake for 10 seconds. Pour rinsate into application equipment or a mix tank or store rinsate for later use or disposal. Drain for 10 seconds after the flow begins to drip. Repeat this procedure two more times.

Pressure rinse as follows: Empty the remaining contents into application equipment or a mix tank and continue to drain for 10 seconds after the flow begins to drip. Hold container upside down over application equipment or mix tank or collect rinsate for later use or disposal. Insert pressure rinsing nozzle in the side of the container, and rinse at about 40 PSI for at least 30 seconds. Drain for 10 seconds after the flow begins to drip.

Once container is rinsed, offer for recycling if available or puncture and dispose of in a sanitary landfill.

COPY AREA

3.5"

4.0"

4.375"

COPY AREA

3.875"

IMPORTANT: READ BEFORE USE

Read the entire Directions for Use, Conditions, Disclaimer of Warranties and Limitations of Liability before using this product. If terms are not acceptable, return the unopened product container at once.

By using this product, user or buyer accepts the following Conditions, Disclaimer of Warranties and Limitations of Liability.

CONDITIONS: The directions for use of this product are believed to be adequate and must be followed carefully. However, it is impossible to eliminate all risks associated with the use of this product. Crop injury, ineffectiveness or other unintended consequences may result because of such factors as weather conditions, presence of other materials, or the manner of use or application, all of which are beyond the control of Bayer CropScience LP. All such risks shall be assumed by the user or buyer.

DISCLAIMER OF WARRANTIES: TO THE EXTENT CONSISTENT WITH APPLICABLE LAW, BAYER CROPSCIENCE LP MAKES NO OTHER WARRANTIES, EXPRESS OR IMPLIED, OF MERCHANTABILITY OR OF FITNESS FOR A PARTICULAR PURPOSE OR OTHERWISE, THAT EXTEND BEYOND THE STATEMENTS MADE ON THIS LABEL. No agent of Bayer CropScience LP is authorized to make any warranties beyond those contained herein or to modify the warranties contained herein. TO THE EXTENT CONSISTENT WITH APPLICABLE LAW, BAYER CROPSCIENCE LP SHALL NOT BE LIABLE FOR SPECIAL, INCIDENTAL OR CONSEQUENTIAL DAMAGES RESULTING FROM THE USE OR HANDLING OF THIS PRODUCT.


LIMITATIONS OF LIABILITY: TO THE EXTENT CONSISTENT WITH APPLICABLE LAW, THE EXCLUSIVE REMEDY OF THE USER OR BUYER FOR ANY AND ALL LOSSES, INJURIES OR DAMAGES RESULTING FROM THE USE OR HANDLING OF THIS PRODUCT, WHETHER IN CONTRACT, WARRANTY, TORT, NEGLIGENCE, STRICT LIABILITY OR OTHERWISE, SHALL NOT EXCEED THE PURCHASE PRICE PAID, OR AT BAYER CROPSCIENCE LP'S ELECTION, THE REPLACEMENT OF PRODUCT.

COPY AREA

3.5"

4.0"

4.375"



BASE LABEL

5.375"

COPY AREA
3.75"

NET CONTENTS: 1 GALLON



VELUM® ONE

GROUP 7 FUNGICIDE

Broad-spectrum fungicide and nematocide for use as a soil treatment for suppression of certain crop diseases and suppression of plant pathogenic nematodes.

For uses on: Brassica (cole) leafy vegetables (group 5); Citrus (group 10-10); Cucurbits (group 9); Fruiting Vegetables (group 8-10); Pome fruit (group 11-10); Stone Fruits (group 12-12); Strawberry; Tree Nuts (group 14-12).

ACTIVE INGREDIENT: Fluopyram:
N-[2-[3-chloro-5-(trifluoromethyl)-2-pyridinyl]ethyl]-2-(trifluoromethyl)benzamide* 41.5%
OTHER INGREDIENTS: 58.5%
Contains 4.16 lbs FLUOPYRAM per gallon TOTAL: 100.0%
*(CAS Number 658066-35-4)

EPA Reg. No. 264-1078
SUSPENSION CONCENTRATE

KEEP OUT OF REACH OF CHILDREN
CAUTION

See additional precautionary statements and directions for use on label.

FIRST AID

IF SWALLOWED: • Call a poison control center or doctor immediately for treatment advice. • Do not induce vomiting unless told to do so by a poison control center or doctor. • Have person sip a glass of water if able to swallow. • Do not give anything to an unconscious person.

IF ON SKIN: • Take off contaminated clothing. • Rinse skin immediately with plenty of water for 15-20 minutes. • Call a poison control center or doctor for treatment advice.

For MEDICAL Emergencies Call 24 Hours A Day 1-800-334-7577.

In case of emergency call toll free the Bayer CropScience Emergency Response Telephone No. 1-800-334-7577.

Have a product container or label with you when calling a poison control center or doctor, or going for treatment.

NOTE TO PHYSICIAN: Treat Symptomatically.

For PRODUCT USE Information Call 1-866-998BAYER (1-866-992-2937)

PRECAUTIONARY STATEMENTS
HAZARDS TO HUMANS AND DOMESTIC ANIMALS
CAUTION

Harmful if swallowed or absorbed through skin. Avoid contact with skin, eyes, or clothing. Wash thoroughly with soap and water after handling and before eating, drinking, chewing gum, or using tobacco. Remove and wash contaminated clothing before reuse.

STORAGE AND DISPOSAL

Do not contaminate water, food, or feed by storage or disposal.

Pesticide Storage: Store in original container and keep tightly closed when not in use. Store in a cool dry place. Avoid cross-contamination with other pesticides.

Pesticide Disposal: Pesticide wastes may be toxic. Improper disposal of unused pesticide, spray mixture, or rinse water is a violation of federal law. If these wastes cannot be disposed of by use according to label instruction, contact your State Pesticide or Environmental Control Agency, or the Hazardous Waste representative at the nearest EPA Regional Office for guidance in proper disposal methods.

Container Handling:

Non-Seed Treatment Products in Non-Refillable Containers

Rigid, Non-refillable containers (equal to or less than 5 gallons) Non-refillable container. Do not reuse or refill this container. Offer for recycling, if available. Triple rinse or pressure rinse container (or equivalent) promptly after emptying. Triple rinse as follows: Empty the remaining contents into application equipment or a mix tank and drain for 10 seconds after the flow begins to drip. Fill the container 1/4 full with water and recap. Shake for 10 seconds. Pour rinsate into application equipment or a mix tank or store rinsate for later use or disposal. Drain for 10 seconds after the flow begins to drip. Repeat this procedure two more times.

Pressure rinse as follows: Empty the remaining contents into application equipment or a mix tank and continue to drain for 10 seconds after the flow begins to drip. Hold container upside down over application equipment or mix tank or collect rinsate for later use or disposal. Insert pressure rinsing nozzle in the side of the container, and rinse at about 40 PSI for at least 30 seconds. Drain for 10 seconds after the flow begins to drip.

Once container is rinsed, offer for recycling if available or puncture and dispose of in a sanitary landfill.

Bayer CropScience LP
800 N. Lindbergh Blvd.
St. Louis, MO 63167
VELUM is a registered trademark of Bayer.
©2019 Bayer CropScience US84952583D 180327Dv3 10/19

4.0"

0.8125"

4.0"
COPY AREA

.5625"