


**STATE OF ALASKA
DEPARTMENT OF NATURAL RESOURCES**

**DIVISION OF PARKS
AND
OUTDOOR RECREATION**



**PROPOSAL, CONTRACT, BOND,
AND SPECIAL PROVISIONS**

**KASILOF RIVER SRS
RIVERBANK RESTORATION
PROJECT NO. 73057-1**

TABLE OF CONTENTS

(State Funded)

1. Invitation

INVITATION FOR BIDS 25D-7DNR (06/11)
SPECIAL NOTICE TO BIDDERS

2. Bid Notices

REQUIRED DOCUMENTS 25D-4DNR (11/10)

3. Forms

SUBCONTRACTOR LIST 25D-5DNR (10/12)
CONTRACTOR'S QUESTIONNAIRE 25D-8DNR (11/10)
BID FORM 25D-9DNR (06/11)
ALASKA PRODUCTS PREFERENCE WORKSHEET
BID SCHEDULE
CONSTRUCTION CONTRACT 25D-10ADNR (06/11)
PAYMENT BOND 25D-12DNR (11/10)
PERFORMANCE BOND 25D-13DNR (11/10)
BID BOND 25D-14DNR (11/10)
BID MODIFICATION 25D-16DNR (11/10)

4. Contract Provisions and Specifications

SPECIAL PROVISIONS
APPENDIX A – PERMITS
APPENDIX B – EROSION AND SEDIMENT CONTROL PLAN
APPENDIX C – MASTER CERTIFICATION LIST (MCL)

5. State Wage Rates

State wage rates can be obtained at <http://www.labor.state.ak.us/lss/pamp600.htm>. Use the State wage rates that are in effect 10 days before Bid Opening. The Department will include a paper copy of the state wage rates in the signed Contract.

STATE OF ALASKA
DEPARTMENT OF NATURAL RESOURCES



INVITATION FOR BIDS
for Construction Contract

Date March 15, 2016

Kasilof River SRS Riverbank Restoration, Project No. 73057-1

Project Name and Number

Location of Project: Kasilof, Alaska along Sterling Highway MP 109.5
Contracting Officer: Rys Miranda, P.E., Chief
Issuing Office: Design & Construction Section, Division of Parks and Outdoor Recreation
State Funded Federal Aid

Description of Work:

This project includes installing 100 linear feet of root wad revetment along the Kasilof River, articulated concrete matting adjacent to an existing boat launch, and elevated light penetrating walkway with steel and aluminum stairs. Work includes clearing and grubbing, earthwork, vegetative mat installation, brush layering, root wad installation, pile driving, elevated light penetrating walkway construction, and steel and aluminum stair construction.

The Engineer's Estimate is: Less than \$100,000 Between \$1,000,000 and \$2,500,000
 Between \$100,000 and \$250,000 Between \$2,500,000 and \$5,000,000
 Between \$250,000 and \$500,000 Greater than \$5,000,000
 Between \$500,000 and \$1,000,000

All work shall be completed in N/A Calendar Days, or by June 15, 2016.
Interim Completion dates, if applicable, will be shown in the Special Provisions.

Bidders are invited to submit sealed bids, in single copy, for furnishing all labor, equipment, and materials and for performing all work for the project described above. Bids will be opened publicly at 2:00 PM local time, at 550 W. 7th Ave., Suite 1380; Anchorage, AK 99501 on the 5th of April 2016.

SUBMISSION OF BIDS

ALL BIDS INCLUDING ANY AMENDMENTS OR WITHDRAWALS MUST BE RECEIVED PRIOR TO BID OPENING. BIDS SHALL BE SUBMITTED ON THE FORMS FURNISHED AND MUST BE IN A SEALED ENVELOPE MARKED AS FOLLOWS:

Bid for Project: Kasilof River SRS Riverbank Restoration Project No. 73057-1	ATTN: Design & Construction Section Division of Parks & Outdoor Recreation 550 W. 7th Ave., Suite 1380 Anchorage AK 99501
---	---

Bids, amendments or withdrawals transmitted by mail must be received at the above specified address no later than 30 minutes prior to the scheduled time of bid opening. Hand-delivered bids, amendments or withdrawals must be received at the above specified address prior to the scheduled time of bid opening. Faxed bid amendments must be addressed to the above specific address. Fax number: (907) 269-8907.

A bid guaranty is required with each bid in the amount of 5% of the amount bid. (Alternate bid items as well as supplemental bid items appearing on the bid schedule shall be included as part of the total amount bid when determining the amount of bid guaranty required for the project.)

The Department hereby notifies all bidders that it will affirmatively insure that in any contract entered into pursuant to this Invitation, Disadvantaged Business Enterprises (DBEs) will be afforded full opportunity to submit bids and will not be discriminated against on the grounds of race, color, national origin, or sex in consideration for an award.

NOTICE TO BIDDERS

Bidders are hereby notified that data to assist in preparing bids is available as follows:

SEE SPECIAL NOTICE TO BIDDERS

Plans and Specifications may be downloaded from: <http://dnr.alaska.gov/parks/designconstruct/bidcalresults.htm>
For additional information contact:

Kathleen Raynor
550 W. 7th Ave., Suite 1380
Anchorage, AK 99501
Phone: (907) 269-8731

All questions relating to design features, constructability, quantities, or other technical aspects of the project should be directed to the following. Bidders requesting assistance in viewing the project must make arrangements at least 48 hours in advance with:

Jacob Gondek, P.E.
Project Manager
550 W. 7th Ave., Suite 1340
Anchorage, AK 99501
Fax: (907) 269-8907 Phone: (907) 269-8756 Email: jacob.gondek@alaska.gov

All questions concerning bidding procedures should be directed to:

Rys Miranda, P.E.
Chief, Design & Construction
550 W. 7th Ave., Suite 1340
Anchorage, AK 99501
Phone: (907) 269-8736

Other Information:

Bid results are available approximately 30 minutes after each bid opening at
<http://dnr.alaska.gov/parks/designconstruct/bidcalresults.htm>

SPECIAL NOTICE TO BIDDERS

The Department hereby notifies bidders that information to assist in preparing bids is available.

1. Publications. These items are available upon request in the Anchorage Department of Transportation and Public Facilities Building Plans Room located at 4111 Aviation Avenue:
 - a. Standard Specifications for Highway Construction 2015. Available online at: http://www.dot.state.ak.us/stwddes/dcsspecs/pop_hwyspecs_english.shtml
 - b. Alaska Test Methods Manual (Lab & Field), 2012 Edition. Available online at: http://www.dot.state.ak.us/stwddes/desmaterials/mat_waqtc/pop_testman.shtml
2. Other Publications. These items are available upon request from the Department of Natural Resources, Division of Parks & Outdoor Recreation, Design & Construction Section (DNR-DPOR-D&C) at 550 West 7th Avenue, Suite 1380, Anchorage, AK:
 - a. Quantity Computations.
3. Materials Certification List (MCL). The MCL provides the Engineer with the appropriate approving authority. Contractor, submit certification for each material to the Engineer. The MCL is included in Appendix C.
4. High Visibility Clothing. The Department requires all workers within the project limits to wear an outer visible surface or layer of high visibility color and retroreflectivity. See subsection 643-3.11.
5. Prevailing Wage Requirements. The Lt. Governor certified the revised regulatory definition of "on-site" in 8 AAC 30.910 to clarify the scope of activities covered by Alaska's Little Davis Bacon Act (AS 36.05.010 - AS 36.05.110) as proposed by the Department of Labor and Workforce Development (DOLWD) proposed a. For a copy of the revised definition of 8 AAC 30.910, go to: <https://aws.state.ak.us/OnlinePublicNotices/Notices/Attachment.aspx?id=92888>

The Commissioner of the DOLWD has made a determination effective July 1, 2015 through June 30, 2017 requiring a 90 percent Alaska Resident hiring preference on public works contracts throughout the State. For a copy of this determination, go to: http://labor.alaska.gov/lss/forms/2015-07-01-Res_Hire_Info_Notice.pdf
6. Section 641. ESCP has been provided by the Department in the Appendix B.



STATE OF ALASKA
DEPARTMENT OF NATURAL RESOURCES

REQUIRED DOCUMENTS

State Funded Contracts

REQUIRED FOR BID. Bids will not be considered if the following documents are not completely filled out and submitted at the time of bidding:

1. **Bid Form (Form 25D-9DNR)**
 2. **Bid Schedule**
 3. **Bid Security (Form 25D-14DNR or Certified Check)**
 4. Any bid revisions must be submitted by the bidder prior to bid opening on the following form:
Bid Modification (Form 25D-16DNR)
-

REQUIRED AFTER NOTICE OF APPARENT LOW BIDDER. The apparent low bidder is required to complete and submit the following document within 5 working days after receipt of written notification:

1. **Subcontractor List (Form 25D-5DNR)**
-

REQUIRED FOR AWARD. In order to be awarded the contract, the successful bidder must completely fill out and submit the following documents within the time specified in the intent to award letter:

1. **Construction Contract (Form 25D-10ADNR)**
2. **Payment Bond (Form 25D-12DNR)**
3. **Performance Bond (Form 25D-13DNR)**
4. **Contractor's Questionnaire (Form 25D-8DNR)**
5. **Certificate of Insurance (from carrier)**



STATE OF ALASKA
DEPARTMENT OF NATURAL RESOURCES

SUBCONTRACTOR LIST

Kasilof River SRS Riverbank Restoration, Project No. 73057-1

Project Name and Number

The apparent low bidder shall complete this form and submit it so as to be received by the Contracting Officer prior to the close of business on the fifth working day after receipt of written notice from the Department.

Failure to submit this form with all required information by the due date will result in the bidder being declared nonresponsive and may result in the forfeiture of the Bid Security.

Scope of work must be clearly defined. If an item of work is to be performed by more than one firm, indicate the portion or percent of work to be done by each.

Check as applicable: All Work on the above-referenced project will be accomplished without subcontracts greater than ½ of 1% of the contract amount.

or

Subcontractor List is as follows:

LIST FIRST TIER SUBCONTRACTORS ONLY

FIRM NAME, ADDRESS, PHONE NO.	AK BUSINESS LICENSE NO., CONTRACTOR'S REGISTRATION NO.	SCOPE OF WORK TO BE PERFORMED

CONTINUE SUBCONTRACTOR INFORMATION ON REVERSE

For projects with federal-aid funding, I hereby certify Alaska Business Licenses and Contractor registrations will be valid for all subcontractors prior to award of the subcontract. For projects without federal-aid funding (State funding only), I hereby certify the listed Alaska Business Licenses and Contractor's Registration were valid at the time bids were opened for this project.

Signature of Authorized Company Representative

Title

Company Name

Company Address (Street or PO Box, City, State, Zip)

Date

Phone Number

2. What percent of the total value of this contract do you intend to subcontract? _____%

3. Do you propose to purchase any equipment for use on this project?

NO YES If YES, describe type, quantity, and approximate cost:

4. Do you propose to rent any equipment for this work?

NO YES If YES, describe type and quantity:

5. Is your bid based on firm offers for all material necessary for this project?

NO YES If NO, explain:

C. EXPERIENCE

1. Have you had previous construction contracts or subcontracts with the State of Alaska?

NO YES If YES, explain:

2. List, as an attachment to this questionnaire, other construction projects you have completed, the dates of completion, scope of work, and total contract amount for each project completed in the past 12 months.

I hereby certify that the above statements are true and complete.

Name of Contractor

Name & Title of Person Signing

Signature

Date



STATE OF ALASKA
DEPARTMENT OF NATURAL RESOURCES

BID FORM

for

Kasilof River SRS Riverbank Restoration, Project No. 73057-1
Project Name and Number

by

Company Name

Company Address (Street or PO Box, City, State, Zip)

**TO THE CONTRACTING OFFICER,
DEPARTMENT OF NATURAL RESOURCES:**

In compliance with your Invitation for Bids dated March 15, 2016, the Undersigned proposes to furnish and deliver all the materials and do all the work and labor required in the construction of the above-referenced Project, located at or near Kasilof, Alaska, according to the plans and specifications and for the amount and prices named herein as indicated on the Bid Schedule consisting of 2 sheets, which is made a part of this Bid.

The Undersigned declares that he has carefully examined the contract requirements and that he has made a personal examination of the site of the work; that he understands that the quantities, where such are specified in the Bid Schedule or on the plans for this project, are approximate only and subject to increase or decrease, and that he is willing to perform increased or decreased quantities of work at unit prices bid under the conditions set forth in the Contract Documents.

The Undersigned hereby agrees to execute the said contract and bonds within fifteen calendar days, or such further time as may be allowed in writing by the Contracting Officer, after receiving notification of the acceptance of this bid, and it is hereby mutually understood and agreed that in case the Undersigned does not, the accompanying bid guarantee shall be forfeited to the State of Alaska, Department of Natural Resources as liquidated damages, and the said Contracting officer may proceed to award the contract to others.

The Undersigned agrees to commence the work within 10 calendar days, and to complete the work within N/A calendar days, after the effective date of the Notice to Proceed, or by June 15, 2016, unless extended in writing by the Contracting Officer.

The Undersigned proposes to furnish Payment Bond in the amount of **100%** (of the contract) and Performance Bond in the amount of **100%** (of the contract), as surety conditioned for the full, complete and faithful performance of this contract.

INSTRUCTIONS FOR ALASKA PRODUCTS PREFERENCE WORKSHEET

Special Notice: All procurements, except those funded from Federal sources, shall contain Contract provisions for the preference of Alaska products. To be considered for the Alaska Product Preference, each product listed by the Bidder on this worksheet must have current certification from the Alaska Products Preference Program at the time of Bid Opening. A product with expired certification at the bid opening date will not be considered eligible. Products that are not specified for use on the project will not be considered eligible. The Alaska Product Preference Program List of certified products is available online at: <http://www.commerce.state.ak.us/ded/dev/prodpref/prodpref.htm> or may be obtained by contacting the local DCED office or writing: Dept. of Commerce & Economic Development, Alaska Products Preference List, P.O. Box 110800, Juneau, Alaska 99811-0800.

BIDDERS INSTRUCTIONS:

- A. General.** The contracting Agency may request documentation to support entries made on this form. False presentations may be subject to AS 36.30.687. All Bidder's entries must conform to the requirements covering bid preparations in general. Discrepancies in price extensions shall be resolved by multiplying the declared total value times the preference percentage and adjusting any resulting computation(s) accordingly.
- B. Form Completion – BASIC BIDS.**
- (1) Enter project number and name, the words "Basic Bid" and the CONTRACTOR'S name in the heading of each page as provided.
 - (2) The Bidder shall compare those candidate products appearing on the preference listing (see Special Notice comments above) against the requirements of the technical specifications appearing in the contract documents. If the Bidder determines that a candidate product can suitably meet the contract requirements, then that product may be included in the worksheet as follows.
 - (3) For each suitable product submitted under the "Basic Bid" enter:
 - The product name, generic description and its corresponding technical specification section number under the heading "PRODUCT",
 - The company name of the Alaska producer under the heading "Manufacturer", and
 - The product class (I, II, or III) and preference percentage (3, 5, or 7% respectively) under the "CLASS/% heading.
 - (4) For each product appearing on the list and to be utilized by the CONTRACTOR enter:
 - Under the heading "TOTAL DECLARED VALUE" the manufacturer's quoted price of the product, (caution: this value is to be the manufacturer's quoted price at the place of origin and shall not include costs for freight, handling or miscellaneous charges of incorporating the product into the Work,) and
 - The resulting preference – i.e. the preference percentage times the total declared value amount – under the heading "REDUCTION AMOUNT".
 - (5) Continue for all "suitable" basic bid products. If the listing exceeds one page enter the words "Page # ___ SUB" in front of the word "TOTAL" and on the first line of the following pages enter "SUBTOTAL OF REDUCTION AMOUNT FROM PREVIOUS PAGE".
 - (6) On the final page of the listing enter "BASIC BID PREFERENCE GRAND" immediately before the word "TOTAL".
 - (7) Total the entries in the "REDUCTION AMOUNT" column for each page by commencing at the first entry for that page. If a continuation page exists, ensure that the subtotal from the previous page is computed into the running total. Number pages as appropriate.
 - (8) Compute a Grand Total for the Basic Bid Preference. Enter the amount on the final page of the worksheet. (Note: When solicitations require written bids this amount should also be entered on line "C" of the Basic Bid Schedule.) Submit worksheet(s) with the Bid Schedule.
- C. Form Completion – ALTERNATE BIDS.**
- (1) Enter project number and name, the words "ALTERNATE BID #___", and CONTRACTOR'S name in the heading of each page as provided.
 - (2) On the first entry line enter "ADDITIONAL ALASKA PRODUCTS FOR ALTERNATE BID #___", and repeat procedures 2 through 5 under part B these Bidder's instructions except that references to "Basic Bid" shall be replaced with the words "Alternate Bid #___".
 - (3) Following the listing of all additional Alaska products enter the words "ADDITIONAL PRODUCTS PREFERENCE FOR ALTERNATE BID #___ - SUBTOTAL" and enter a subtotal amount for all additional products as listed. Subtotal amount to be determined by adding all additional product entries in the "REDUCTION AMOUNT" column.
 - (4) Skip three lines and enter "LESS THE FOLLOWING NON-APPLICABLE ALASKA PRODUCTS:
 - (5) Beginning on the next line, enter the product name and manufacturer of each Alaska Product appearing on the "Basic Bid" listing which would be deleted or reduced from the Project should the "Alternate Bid" be selected. Details of entry need only be sufficient to clearly reference the subject product. (i.e. "Pre-hung doors by Alaska Door Co., Anchorage.") Products being reduced shall specify the amount of the reduction. Should no products require deletion enter "None". When a product is listed as a "NON-APPLICABLE ALASKA PRODUCT" for this alternate bid and if under the basic bid the Bidder received a preference on his basic bid as a result of that product, then the applicable entries under the headings "TOTAL DECLARED VALUE" and "REDUCTION AMOUNT" (for each product and from the basic bid listing) shall also be entered into the corresponding headings of this form. Where only a portion of the products has been deleted, the entry (which will differ from those on the basic bid listing) may be "pro-rated" or as otherwise substantiated.
 - (6) Following the listing of all non-applicable Alaska products enter the words "NON-APPLICABLE PRODUCTS PREFERENCE FROM BASIC BID ___ SUBTOTAL" and enter a subtotal amount for all non-applicable products listed. Subtotal amount to be determined by adding all non-applicable entries in the "REDUCTION AMOUNT" column.
 - (7) At the bottom of the final page enter the words "ALTERNATE BID #___ PREFERENCE GRAND" immediately before the word "TOTAL".
 - (8) Compute a Grand Total for the Alternate Bid Preference (for Alternate #___) by subtracting the non-applicable product preference subtotal from the additional product preference subtotal. Enter on the final page. (Note: When solicitations require written bids this amount should also be entered on line "C" of the Alternate Bid Schedule.) Submit separate worksheet(s) with each Alternate Bid.

BID SCHEDULE

STATE OF ALASKA – DEPARTMENT OF NATURAL RESOURCES – DIVISION OF PARKS AND OUTDOOR RECREATION

Project Name: **Kasilof River SRS Riverbank Restoration**

Project Number: **73057-1**

Before preparing this bid schedule, read carefully, Section 102 of the 2004 edition of the Standard Specifications for Highway Construction, and the following:

The Bidder shall insert, as called for, a unit price or lump sum price in figures opposite each pay item for which an estimated quantity appears in the bid schedule. A unit price or lump sum price is not to be entered or tendered for any pay item not appearing in the bid schedule. The estimated quantity of work for payment on a lump sum basis will be "All Required" (All Req'd) and as further specified in the contract.

Whenever a Contingent Sum is shown for any item in this schedule, such amount shall govern and be included in the bid total.

Conditioned or qualified bids will be considered non-responsive.

Notice: Bids will be compared on the basis of the adjusted bid amount for determination of the low bidder. Contract award will be made on the basis of the basic bid or the basic bid plus additive alternate(s) to the extent of the availability of construction funds. If the order of bidders is not affected, award may be made on any combination of alternates. If the order of bidders is affected, award may be made on any number of alternates in the order listed, or none, as may be in the best interest of the Department. Alternates are not, however, part of the basic bid.

The bidder shall insert a unit bid price for each pay item listed below. Type or print legibly.

Pay Item Number	Pay Item Description	Pay Unit	Quantity	Unit Bid Price	Amount Bid
***** BASIC BID *****					
201(3B)	Clearing and Grubbing	L.S.	All Req'd	\$	\$
505(5-6)	Furnish 6 Inch Structural Steel Pile	L.F.	136	\$	\$
505(6-6)	Drive 6 Inch Structural Steel Pile	Each	8	\$	\$
621(5)	Vegetative Mat	S.Y.	160	\$	\$
621(6)	Root Wad Revetment	L.F.	100	\$	\$
621(7)	Brush Layering	L.F.	100	\$	\$
640(1)	Mobilization and Demobilization	L.S.	All Req'd	\$	\$
641(1)	Erosion Sediment and Pollution Control	L.S.	All Req'd	\$	\$

BID SCHEDULE
 Kasilof River SRS
 Riverbank Restoration
 Project No. 73057-1

Name of Bidding Firm _____

Pay Item Number	Pay Item Description	Pay Unit	Quantity	Unit Bid Price	Amount Bid
-----------------	----------------------	----------	----------	----------------	------------

***** CONTINUE BASIC BID *****

641(2)	Temporary Erosion Sediment and Pollution Control	C.S.	All Req'd	\$	\$
641(3)	Temporary Erosion Sediment and Pollution Control	C.S.	All Req'd	\$	\$
642(2)	Construction Surveying	L.S.	All Req'd	\$	\$
643(2)	Traffic Maintenance	L.S.	All Req'd	\$	\$
647(6)	Hydraulic Excavator, 1 CY, 100 HP Minimum	Hour	5	\$	\$
650(12)	ELP Walkway	L.S.	All Req'd	\$	\$
650(12A)	Steel Stair Tread	L.S.	All Req'd	\$	\$
650(12B)	Aluminum Stair Tread	Each	8	\$	\$
653(3)	Articulated Concrete Mat	S.F.	435	\$	\$
a) TOTAL BASIC BID (BB)					\$

Pay Item Number	Pay Item Description	Pay Unit	Quantity	Unit Bid Price	Amount Bid
-----------------	----------------------	----------	----------	----------------	------------

***** ADDITIVE ALTERNATIVE 1 *****

AA1 650(65)	Rock Removal	L.S.	All Req'd	\$	\$
AA1 653(3)	Articulated Concrete Mat	S.F.	188	\$	\$
a) TOTAL ADDITIVE ALTERNATIVE 1					\$

No: _____ Expires _____
Alaska Business License

No: _____ Expires _____
Alaska Contractor's License

BID SCHEDULE
Kasilof River SRS
Riverbank Restoration
Project No. 73057-1

Name of Bidding Firm _____



STATE OF ALASKA
DEPARTMENT OF NATURAL RESOURCES

CONSTRUCTION CONTRACT

Kasilof River SRS Riverbank Restoration, Project No. 73057-1

Project Name and Number

This CONTRACT, between the STATE OF ALASKA, DEPARTMENT OF NATURAL RESOURCES, herein called the Department, acting by and through its Contracting Officer, and

Company Name

Company Address (Street or PO Box, City, State, Zip)

a/an Individual Partnership Joint Venture Sole Proprietorship Corporation incorporated under the laws of the State of _____ its successors and assigns, herein called the Contractor, is effective the date of the signature of the Contracting Officer on this document.

WITNESSETH: That the Contractor, for and in consideration of the payment or payments herein specified and agreed to by the Department, hereby covenants and agrees to furnish and deliver all the materials and to do and perform all the work and labor required in the construction of the above-referenced project at the prices bid by the Contractor for the respective estimated quantities aggregating approximately the sum of

_____ Dollars
(\$ _____), and such other items as are mentioned in the original Bid, which Bid and prices named, together with the Contract Documents are made a part of this Contract and accepted as such.

It is distinctly understood and agreed that no claim for additional work or materials, done or furnished by the Contractor and not specifically herein provided for, will be allowed by the Department, nor shall the Contractor do any work or furnish any material not covered by this Contract, unless such work is ordered in writing by the Department. In no event shall the Department be liable for any materials furnished or used, or for any work or labor done, unless the materials, work, or labor are required by the Contract or on written order furnished by the Department. Any such work or materials which may be done or furnished by the Contractor without written order first being given shall be at the Contractor's own risk, cost, and expense and the Contractor hereby covenants and agrees to make no claim for compensation for work or materials done or furnished without such written order.

The Contractor further covenants and agrees that all materials shall be furnished and delivered and all labor shall be done and performed, in every respect, to the satisfaction of the Department, on or before: **June 15, 2016** or within N/A calendar days. It is expressly understood and agreed that in case of the failure on the part of the Contractor, for any reason, except with the written consent of the Department, to complete the furnishing and delivery of materials and the doing and performance of the work before the aforesaid date, the Department shall have the right to deduct from any money due or which may become due the Contractor, or if no money shall be due, the Department shall have the right to recover (See Section 108-1.07) _____ dollars (\$ _____) per day for each calendar day elapsing between the time stipulated for the completion and the actual date of completion in accordance with the terms hereof; such deduction to be made, or sum to be recovered, not as a penalty but as liquidated damages.

The bonds given by the Contractor in the sum of \$ **(100% of Contract)** Payment Bond, and \$ **(100% of Contract)** Performance Bond, to secure the proper compliance with the terms and provisions of this Contract, are submitted herewith and made a part hereof.

IN WITNESS WHEREOF, the parties hereto have executed this Contract and hereby agree to its terms and conditions.

CONTRACTOR

Company Name

Signature of Authorized Company Representative

Typed Name and Title

Date

(Corporate Seal)

**STATE OF ALASKA
DEPARTMENT OF NATURAL RESOURCES**

Design & Construction Duly Authorized Representative (Signature)

Date

Typed Name

Signature of Contracting Officer

Date

Typed Name



STATE OF ALASKA
DEPARTMENT OF NATURAL RESOURCES

PAYMENT BOND

Bond No. _____

For

Kasilof River SRS Riverbank Restoration, Project No. 73057-1

Project Name and Number

KNOW ALL WHO SHALL SEE THESE PRESENTS:

That _____
of _____ as Principal,
and _____
of _____ as Surety,
firmly bound and held unto the State of Alaska in the penal sum of _____ Dollars

(\$ _____) good and lawful money of the United States of America for the payment whereof, well and truly to be paid to the State of Alaska, we bind ourselves, our heirs, successors, executors, administrators, and assigns, jointly and severally, firmly by these presents.

WHEREAS, the said Principal has entered into a written contract with said State of Alaska, on the _____ of _____ A.D., 20____, for construction of the above-referenced project, said work to be done according to the terms of said contract.

Now, THEREFORE, the conditions of the foregoing obligation are such that if the said Principal shall comply with all requirements of law and pay, as they become due, all just claims for labor performed and materials and supplies furnished upon or for the work under said contract, whether said labor be performed and said materials and supplies be furnished under the original contract, any subcontract, or any and all duly authorized modifications thereto, then these presents shall become null and void; otherwise they shall remain in full force and effect.

IN WITNESS WHEREOF, we have hereunto set our hands and seals at _____, _____ this _____ day of _____ A.D., 20____.

Principal: _____
Address: _____
By: _____
Contact Name: _____
Phone: () _____

Surety: _____
Address: _____
By: _____
Contact Name: _____
Phone: () _____

The offered bond has been checked for adequacy under the applicable statutes and regulations:

Alaska Department of Natural Resources Authorized Representative

Date

See Instructions on Reverse

INSTRUCTIONS

1. This form, for the protection of persons supplying labor and material, shall be used whenever a payment bond is required. There shall be no deviation from this form without approval from the Contracting Officer.
2. The full legal name, business address, phone number, and point of contact of the Principal and Surety shall be typed on the face of the form. Where more than a single surety is involved, a separate form shall be executed for each surety.
3. The penal amount of the bond, or in the case of more than one surety the amount of obligation, shall be typed in words and in figures.
4. Where individual sureties are involved, a completed Affidavit of Individual Surety shall accompany the bond. Such forms are available upon request from the Contracting Officer.
5. The bond shall be signed by authorized persons. Where such persons are signing in a representative capacity (e.g., an attorney-in-fact), but is not a member of the firm, partnership, or joint venture, or an officer of the corporation involved, evidence of authority must be furnished.



STATE OF ALASKA
DEPARTMENT OF NATURAL RESOURCES

PERFORMANCE BOND

Bond No. _____

For

Kasilof River SRS Riverbank Restoration, Project No. 73057-1

Project Name and Number

KNOW ALL WHO SHALL SEE THESE PRESENTS:

That _____
of _____ as Principal,
and _____
of _____ as Surety,
firmly bound and held unto the State of Alaska in the penal sum of _____ Dollars

(\$ _____) good and lawful money of the United States of America for the payment whereof, well and truly to be paid to the State of Alaska, we bind ourselves, our heirs, successors, executors, administrators, and assigns, jointly and severally, firmly by these presents.

WHEREAS, the said Principal has entered into a written contract with said State of Alaska, on the _____ of _____ A.D., 20____, for construction of the above-named project, said work to be done according to the terms of said contract.

Now, THEREFORE, the conditions of the foregoing obligation are such that if the said Principal shall well and truly perform and complete all obligations and work under said contract and if the Principal shall reimburse upon demand of the Department of Transportation and Public Facilities any sums paid him which exceed the final payment determined to be due upon completion of the project, then these presents shall become null and void; otherwise they shall remain in full force and effect.

IN WITNESS WHEREOF, we have hereunto set our hands and seals at _____, this _____ day of _____ A.D., 20____.

Principal: _____

Address: _____

By: _____

Contact Name: _____

Phone: () _____

Surety: _____

Address: _____

By: _____

Contact Name: _____

Phone: () _____

The offered bond has been checked for adequacy under the applicable statutes and regulations:

Alaska Department of Natural Resources Authorized Representative

Date

See Instructions on Reverse

INSTRUCTIONS

1. This form shall be used whenever a performance bond is required. There shall be no deviation from this form without approval from the Contracting Officer.
2. The full legal name, business address, phone number, and point of contact of the Principal and Surety shall be typed on the face of the form. Where more than a single surety is involved, a separate form shall be executed for each surety.
3. The penal amount of the bond, or in the case of more than one surety the amount of obligation, shall be typed in words and in figures.
4. Where individual sureties are involved, a completed Affidavit of Individual Surety shall accompany the bond. Such forms are available upon request from the Contracting Officer.
5. The bond shall be signed by authorized persons. Where such person is signing in a representative capacity (e.g., an attorney-in-fact), but is not a member of the firm, partnership, or joint venture, or an officer of the corporation involved, evidence of authority must be furnished.



STATE OF ALASKA
DEPARTMENT OF NATURAL RESOURCES

BID BOND

For

Kasilof River SRS Riverbank Restoration, Project No. 73057-1

Project Name and Number

DATE BOND EXECUTED: _____

PRINCIPAL (Legal name and business address):

TYPE OF ORGANIZATION:

	<input type="checkbox"/> Individual <input type="checkbox"/> Partnership <input type="checkbox"/> Joint Venture <input type="checkbox"/> Corporation
STATE OF INCORPORATION: _____	

SURETY(IES) (Name and business address):

A.	B.	C.
PENAL SUM OF BOND: _____		DATE OF BID: _____

We, the PRINCIPAL and SURETY above named, are held and firmly bound to the State (State of Alaska), in the penal sum of the amount stated above, for the payment of which sum will be made, we bind ourselves and our legal representatives and successors, jointly and severally, by this instrument.

THE CONDITION OF THE FOREGOING OBLIGATION is that the Principal has submitted the accompanying bid in writing, date as shown above, on the above-referenced Project in accordance with contract documents filed in the office of the Contracting Officer, and under the Invitation for Bids therefor, and is required to furnish a bond in the amount stated above.

If the Principal's bid is accepted and he is offered the proposed contract for award, and if the Principal fails to enter into the contract, then the obligation to the State created by this bond shall be in full force and effect.

If the Principal enters into the contract, then the foregoing obligation is null and void.

PRINCIPAL

Signature(s)	1.	2.	3.
Name(s) & Title(s) (Typed)	1.	2.	3.

Corporate Seal

See Instructions on Reverse

CORPORATE SURETY(IES)

Surety A	Name of Corporation	State of Incorporation	Liability Limit \$
Signature(s)	1.	2.	Corporate Seal
Name(s) & Titles (Typed)	1.	2.	

Surety B	Name of Corporation	State of Incorporation	Liability Limit \$
Signature(s)	1.	2.	Corporate Seal
Name(s) & Titles (Typed)	1.	2.	

Surety C	Name of Corporation	State of Incorporation	Liability Limit \$
Signature(s)	1.	2.	Corporate Seal
Name(s) & Titles (Typed)	1.	2.	

INSTRUCTIONS

1. This form shall be used whenever a bid bond is submitted.
2. Insert the full legal name and business address of the Principal in the space designated. If the Principal is a partnership or joint venture, the names of all principal parties must be included (e.g., "Smith Construction, Inc. and Jones Contracting, Inc. DBA Smith/Jones Builders, a joint venture"). If the Principal is a corporation, the name of the state in which incorporated shall be inserted in the space provided.
3. Insert the full legal name and business address of the Surety in the space designated. The Surety on the bond may be any corporation or partnership authorized to do business in Alaska as an insurer under AS 21.09. Individual sureties will not be accepted.
4. The penal amount of the bond may be shown either as an amount (in words and figures) or as a percent of the contract bid price (a not-to-exceed amount may be included).
5. The scheduled bid opening date shall be entered in the space marked Date of Bid.
6. The bond shall be executed by authorized representatives of the Principal and Surety. Corporations executing the bond shall also affix their corporate seal.
7. Any person signing in a representative capacity (e.g., an attorney-in-fact) must furnish evidence of authority if that representative is not a member of the firm, partnership, or joint venture, or an officer of the corporation involved.
8. The states of incorporation and the limits of liability of each surety shall be indicated in the spaces provided.
9. The date that bond is executed must not be later than the bid opening date.

SPECIAL PROVISIONS

to the

STATE OF ALASKA

DEPARTMENT OF TRANSPORTATION AND PUBLIC FACILITIES
2015 STANDARD SPECIFICATIONS for HIGHWAY CONSTRUCTION

KASILOF RIVER SRS

RIVERBANK RESTORATION

PROJECT NUMBER 73057-1

SECTION 101

DEFINITIONS AND TERMS

101-1.03 DEFINITIONS.

DEPARTMENT. Replace with the following: The Alaska Department of Natural Resources, Division of Parks and Outdoor Recreation. (01/01/01)PARKS-Special Provision

ROADWAY. Replace with the following: The portion of a highway or park facility including shoulders within the limits of construction. (01/01/01)PARKS-Special Provision

SECTION 102

BIDDING REQUIREMENTS AND CONDITIONS

102-1.04 EXAMINATION OF PLANS, SPECIFICATIONS, SPECIAL PROVISIONS, AND WORK SITE. Replace the second paragraph with the following: Material Reports and/or Soils Investigation Reports are not available for this project. (01/01/01)PARKS-Special Provision

SECTION 105

CONTROL OF WORK

105-1.02 PLANS AND WORKING DRAWINGS. Add the following to the first paragraph: Full size plan sheets are 11” by 17”. Plans are not available in CAD digital format. (01/01/01)PARKS-Special Provision

(01/27/07)E33-Standard Modification

105-1.06 UTILITIES. Add the following:

Request locates from the utilities having facilities in the area. Use the Alaska Digline, Inc. Locate Call Center for the following utilities.

ALASKA DIGLINE, INC.

Locate Call Centers:

Statewide (800) 478-3121

Call Centers will notify the following:

- Alaska Communications Systems (ACS)
 - Alaska Fiber Star (WCI)
 - AT & T Alascom (AT&T)
 - General Communications, Inc. (GCI)
 - Homer Electric Association (HEA)
-

105-1.13 MAINTENANCE DURING CONSTRUCTION.

Replace the first sentence of the first paragraph with the following: The Contractor shall maintain the entire area located within the project limits from the date construction begins until the Contractor receives a letter of substantial completion. (01/01/16) PARKS-Special Provision

105-1.15 PROJECT COMPLETION. In the third paragraph, first sentence, delete: “Subsection 621-3.04” and replace with: Subsection 618-3.06 and 621-3.04.

(02/02/15) PARKS-Special Provision

105-1.17 CLAIMS. Add the following: Any appeal to the superior court under AS 36.30.685 must be filed in the third judicial district. (03/21/01)R93-Special Provision
Add the following Subsection:

105-1.19 INTERIM COMPLETION. This project includes two interim completion phases.

Interim Completion Phase 1:

Date: April 30, 2016

Work: Complete item 201(2) Clearing and Grubbing.

Interim Completion Phase 2:

Date: May 15, 2016

Work: Complete item 653(3) Articulated Concrete Mat and, if Additive Alternative 1 is awarded, item 653(3A) Articulated Concrete Mat.

Final Completion Phase:

Date: See the Invitation for Bids for the final completion date.

Work: Complete all work.

(02/09/11)CR1052-Special Provision

SECTION 106

CONTROL OF MATERIAL

106-1.01 SOURCE OF SUPPLY AND QUALITY REQUIREMENTS. Add the following: Pursuant to AS 36.15.050 and AS 36.30.322, agricultural/wood products harvested in Alaska shall be used in state funded projects whenever they are priced no more than seven percent above agricultural/wood products harvested outside the state and are of a like quality as compared with agricultural/wood products harvested outside the state.

The Contractor shall maintain records which establish the type and extent of agricultural/wood products utilized. When such products are not utilized, the Contractor shall document the efforts he made towards obtaining agricultural/wood products harvested in Alaska and include in this documentation a written statement that he contacted the manufacturers and suppliers identified on the Department of Commerce and Economic Development's list of suppliers of Alaska forest products concerning the availability of agricultural/wood products harvested in Alaska and, if available, the product prices. The Contractor shall complete this documentation at a time determined by the Contracting Officer.

The Contractor's use of agricultural/wood products that fail to meet the requirements of this Subsection shall be removed and replaced in accordance with the last paragraph of Subsection 105-1.03, Conformity With Plans and Specifications.

(05/07/91)S18-Special Provision

SECTION 107

LEGAL RELATIONS AND RESPONSIBILITY TO PUBLIC

107-1.02 PERMITS, LICENSES, AND TAXES.

Add the following to the second paragraph:

3. The Department has received the following permits on the Contractor's behalf:

PERMIT DESCRIPTION	ISSUE DATE	EXPIRE DATE
Fish Habitat Permit Department of Fish & Game Permit No.	Pending	
Kenai Peninsula Borough Habitat Permit Permit No.	Pending	
Kenai Peninsula Borough Floodplain Permit Permit No.	Pending	
U.S. Army Corps of Engineer NWP 13: Bank Stabilization Permit No.	Pending	
U.S. Army Corps of Engineers 36: Boat Ramps Permit No.	Pending	

(01/25/16)PARKS-Special Provision

Add the following to the fourth paragraph:

5. Provide a wetland specialist to conduct the determination and delineations of sites outside the project limits or not previously permitted, impacted by the Contractor's operations. These delineations will be subject to Corps of Engineers approval. The wetland specialist shall conduct wetlands determinations and delineations according to the Corps of Engineers 1987 Wetland Delineation Manual, and the Regional Supplement to the Corps of Engineers Wetland Delineations Manual (Alaska Region, Version 2.0, September 2007). .

(03/21/11)PARKS-Special Provision

107-1.11 PROTECTION AND RESTORATION OF PROPERTY AND LANDSCAPE.

SPECIAL PROVISIONS

Kasilof River SRS
Riverbank Restoration
Project No. 73057-1

Add the following: If water is required for a construction purpose from a nonmunicipal water source, obtain a Temporary Water Use Permit from the Water Resource Manager, and provide a copy to the Engineer. The Water Resource Manager is with the Department of Natural Resources in Anchorage and may be contacted at (907) 269-8645.

(02/08/10)CR7-Special Provision

Add the following: All clearing and/or grubbing activities shall take place outside of the Migratory Bird Treaty Act (MBTA) window as determined by the U.S. Fish and Wildlife Service (FWS) under the website publication for the construction year:

http://alaska.fws.gov/fisheries/fieldoffice/anchorage/pdf/vegetation_clearing.pdf

(06/30/98)PARKS-Special Provision

Add the following:

Bald Eagles are protected under the Bald Eagle Protection Act (16 U.S.C. 668-668c) which prohibits “takes” of bald eagles, their eggs, nests, or any part of the bird. The Act defines “taking” as “to pursue, shoot, shoot at, poison, wound, kill, capture, trap, collect, molest, or disturb.”

Maintain a Primary Zone of a minimum 330 ft as an undisturbed habitat buffer around nesting bald eagles. If topography or vegetation does not provide an adequate screen or separation, extend this buffer to 0.25 miles, or a sufficient distance to screen the nest from human activities. The actual distance will depend on site conditions and the individual eagle’s tolerance for human activity. Within the Secondary Zone, between 330 ft and 660 ft from eagles nest tree no obtrusive facilities or major habitat modifications shall occur. If nesting occurs in sparse stands of trees, treeless areas, or where activities would occur within line-of-site of the nest, this buffer shall extend up to 0.5 miles. No blasting, logging and other noisy, disturbing activities should occur during the nesting period (March 1 – August 31) within the primary or secondary zones.

Extremely noisy activities such as road construction or other activities that occur within the Secondary Zone shall be conducted outside the nesting period to avoid disturbance to eagles. If activities occur in proximity to a nest site, employ an individual qualified to observe and assess the impact of such activities on nesting eagles. Behavior generally associated with disturbed eagles includes alarm calls, birds flushed from their nest or perch, and aggressiveness.

If nest trees are discovered within the vicinity of the project site, the U.S. Fish and Wildlife Service must be notified immediately by calling (907) 786-3503 or (907) 271–2772, before starting construction activities, for further site evaluation.

(08/12/10)CR1071-Special Provision

SPECIAL PROVISIONS
Kasilof River SRS
Riverbank Restoration
Project No. 73057-1

SECTION 108

PROSECUTION AND PROGRESS

108-1.01 SUBLETTING OF CONTRACT. Delete paragraph one and replace with the following: The Contractor shall submit a Contractor Self Certification for Subcontractors and Lower Tier Subcontractors, Form 25D-042, before the Contractor or any subcontractor sublets, sells, transfers, assigns, or otherwise disposes of the Contract or any portion of the Contract. The Department has authority to review subcontracts and to deny permission to sublet work. The Department may penalize the Contractor for false statements or omissions made in connection with Form 25D-042.

Delete paragraph four and replace with the following:

1. The Contractor shall ensure that for all subcontracts (agreements):
 - a. The Department is furnished with one completed Contractor Self certification, Form 25D-042, for each subcontract;
 - b. The required prompt payment provisions of AS 36.90.210, as well as other items listed in Form 25D-042, are included in the subcontracts;
 - c. The subcontractors pay current prevailing rate of wages as per Subsection 107-1.04 and file certified payrolls with the Engineer and DOLWD for all work performed on the project; and
 - d. Upon receipt of a request for more information regarding subcontracts, the requested information is provided to the Department within 5 calendar days.

(05/02/11)PARKS-Special Provision

108-1.02 NOTICE TO PROCEED. Add the following: The Contractor may request a Limited Notice to Proceed after the Award has been made, to permit him to order long lead materials which would cause delays in project completion. However, granting is within the sole discretion of the Contracting Officer, and refusal or failure to grant a Limited Notice to Proceed shall not be a basis for claiming for delay, extension of time, or alteration of price.

Notice to Proceed will not be issued prior to April 18, 2016 .

(6/30/98)PARKS-Special Provision

108-1.03 PROSECUTION AND PROGRESS. Replace the last sentence of the first paragraph with the following: Submit the following at the Preconstruction Conference:

Replace item 1. A progress schedule. with the following:

SPECIAL PROVISIONS
Kasilof River SRS
Riverbank Restoration
Project No. 73057-1

1. A Critical Path Method (CPM) Schedule is required, in a format acceptable to the Engineer, showing the order the work will be carried out and the contemplated dates the Contractor and subcontractors will start and finish each of the salient features of the work, including scheduled periods of shutdown. Indicate anticipated periods of multiple shift work in the CPM Schedule. Revise to the proposed CPM Schedule promptly. Promptly submit a revised CPM Schedule if there are substantial changes to the schedule, or upon request of the Engineer.

(12/13/02)R261-Special Provisions

SECTION 109

MEASUREMENT AND PAYMENT

109-1.02 MEASUREMENT OF QUANTITIES. Add the following:

14. Hour. Measured items by the hour shall be full payment for the work described in the contract including labor, equipment, and operating costs of the equipment. Items to be measured by the hour will be recorded to the nearest quarter-hour by the Engineer. The measurement shall start when the required equipment & operator, surveyor, or survey party begins work at the specified location as directed by the Engineer. The measurement will stop when the required work is accomplished, when the equipment fails, when directed to stop work by the Engineer, or when the operator stops work. Times will be reconciled with the Contractor on a daily basis.

(02/23/15)PARKS-Special Provision

109-1.05 COMPENSATION FOR EXTRA WORK ON TIME AND MATERIALS BASIS. Under item 3. Equipment, subitem a. Hourly Rental Rate, add the following to the second paragraph: The rental rate area adjustment factors for this project shall be as specified on the adjustment maps for the Alaska – **South.** (04/31/05)R14-Special Provision

SECTION 201

CLEARING AND GRUBBING

201-3.01 GENERAL. Add the following: All clearing and/or grubbing activities shall abide by the Migratory Bird Treaty Act (MBTA). (09/15/08)PARKS-Special Provision

Add the following: Timber with a 5 inch diameter or larger at breast height shall be cut into 8-foot lengths, de-limbed, and stacked at locations approved by the Engineer for public removal. These locations shall be adjacent to the nearest side street or other approved site which does not create a traffic hazard due to lack of adequate parking for the public. The Department will notify the public of the availability of the timber once it has been stacked. The Contractor shall schedule the clearing and grubbing work so as to provide two weeks for the public to access those areas of the project where such timber is available prior to completion of the clearing and grubbing work in those areas. With the Engineer's approval the Contractor may dispose of the timber left by the public by chipping into mulch for use by the Contractor as a BMP for temporary erosion, sediment and pollution control.

Add the following: The Contractor shall perform the work necessary to preserve and/or restore land monuments and property corners from damage. A land monument or property corner that is disturbed shall be restored according to Section 642 at the Contractor's expense. An undisturbed area 5 foot in diameter may be left around existing monuments and property corners. A list of land monuments and property corners is shown on the Right of Way maps.

(06/10/04)R107-Special Provision

201-3.02 CLEARING. Add the following: Remove branches to provide 12 feet vertical clearance above road surface, shoulder to shoulder. Remove branches to provide 10 feet vertical clearance above sidewalk, deck, trail and pathway surfaces. (01/01/01)PARKS-Special Provision

201-3.03 GRUBBING. Add the following: The Contractor has the option to screen organic soil obtained from grubbing to meet the gradation for topsoil as specified under Section 726, or as approved by the Engineer. The screened material may be used for topsoil onsite. (05/02/11)PARKS-Special Provision

201-3.06 DISPOSAL. Replace paragraphs three and four with the following: Combustible material from any operations shall be disposed of by transporting to locations outside the park controlled lands. Burning will not be permitted in other areas close to the park to cause, as determined by the Engineer, a fire danger to the park resources.

Burning will not be permitted on private lands without the written approval of the property owner. The approval of the Engineer shall be required on a day to day basis

SPECIAL PROVISIONS

Kasilof River SRS

Riverbank Restoration

Project No. 73057-1

when burning is within a two mile radius of the park lands. Constant care by competent watchmen with immediate access to adequate fire fighting equipment shall be required during burning operations. Full compliance with applicable laws and ordinances will be the Contractor's responsibility. (01/01/01)PARKS-Special Provision

Add the following Subsection:

201-3.07 TUB GRINDING. Material obtained from clearing and grubbing may be processed onsite into a mulch-soil mixture by means of tub grinding. Tub grinding shall be performed with tub grinding equipment capable of reducing clearing and grubbing material down to a homogenous organic material. The resulting material shall not have pieces larger than 6 inches.

The final product is an acceptable substitute for topsoil. Placing, maintaining, and repairing shall comply with Section 620.

Material from tub grinding in excess of what is required for use on the project shall be disposed of by the Contractor in accordance with Subsection 201-3.06.

(05/02/11)PARKS-Special Provision

201-4.01 METHOD OF MEASUREMENT.

Add the following: Removal of branches for vertical clearance in accordance with Subsection 201-3.02 will not be measured directly for payment but will be considered subsidiary to work in this Section. (01/01/01)PARKS-Special Provision

Add the following: The work required to cut, de-limb and stack timber for public removal and to preserve and restore land monuments and property corners will be subsidiary to root wad revetment and articulated concrete mat items. (06/10/04)R107USC04-Special Provision

201-5.01 BASIS OF PAYMENT.

Add the following:

All clearing and grubbing required for installation of root wad revetment and articulated concrete matting is subsidiary to those items.

Material from screening and tub grinding incorporated into the project as topsoil will be paid for as topsoil under Section 621. Screening and tub grinding operations shall be subsidiary to Section 621 items.

Material not incorporated into the project and is disposed of offsite shall be subsidiary to clearing and grubbing items.

(05/06/11)PARKS-Special Provision

SPECIAL PROVISIONS
Kasilof River SRS
Riverbank Restoration
Project No. 73057-1

SECTION 505

PILING

505-2.01 MATERIALS. Add the following:

Pile Caps

Section 716

(01/01/16)PARKS-Special Provisions

505-3.01 PILE DRIVING EQUIPMENT. Replace the first sentence of subsection 2:

Pile Driving Plan. No less than 14 days prior to the anticipated start of pile driving, submit for approval the details of each proposed pile driving system.

505-3.09 DRIVING PILES. Add the following: Pile shall be driven to a minimum depth of 15 feet and a minimum bearing capacity of 8,000 pounds.

(06/09/09)PARKS-Special Provisions

505-5.01 BASIS OF PAYMENT. Add the following: Pile material and driving items shall be paid for under:

Pay Item	Pay Unit
505(5-6) Furnish 6 Inch Structural Steel Pile	Linear Foot
505(6-6) Drive 6 Inch Structural Steel Pile	Each

SECTION 620

TOPSOIL

620-2.01 MATERIALS. Replace this Subsection with the following:

Provide topsoil of the class specified on the Plans. Use material that conform to the following:

Topsoil Section 726 or as approved by the Engineer

Topsoil shall be free of invasive material.

(1/22/16)PARKS-Special Provision

620-5.01 BASIS OF PAYMENT.

Add the following:

All Topsoil required for Item 621(6) Root Wad Revetment shall be subsidiary to that item.

(02/17/16)PARKS-Special Provision

Material not incorporated into the project and is disposed of offsite shall be subsidiary to clearing and grubbing items.

(05/06/11)PARKS-Special Provision

Replace Section 621 with the following:

SECTION 621

PLANTING TREES AND SHRUBS

621-1.01 DESCRIPTION. Furnish, and maintain vegetative cover, and root wads on prepared areas in conformance with the Plans. The Contractor shall be responsible for erosion control in accordance with Section 641.

621-1.02 DEFINITIONS.

1. Vegetative Mat. A 3 foot by 3 foot by 8 inches thick minimum live transplant consisting of various native plant material similar to the project area.
2. Root Wad Revetment. A system of embedded root wads along the bank to provide immediate bank stabilization and protection.
3. Brush Layering. Layers of dormant or rooted cuttings with soil to revegetate and stabilize riverbank.

MATERIALS

621-2.01 VEGETATIVE MAT. Vegetative mat shall consist of living grassy material and various native plant species. It shall be no less than 9 square feet with at least 3 feet in any direction including an intact root system with natural soil of at least 8 inches thick. Native plant material to include Beach Wildrye, 'Gruening' Alpine Bluegrass, 'Egan' American Sloughgrass, 'Norcoast' Bering Hairgrass, 'Alyeska' Polargrass, 'Kenai' Polargrass, 'Wainwright' Slender Wheatgrass, 'Boreal' Red Fescue, and 'Nortran' Tufted Hairgrass.

621-2.02 ROOT WAD. A Root Wad shall be a tree with a root fan diameter of 5 to 6 feet and a trunk diameter of 12 inches minimum. Minimum of 10 feet of tree trunk shall remain attached to the individual root wads. Displaced root wads onsite may be used for this project if they meet the requirements stated.

621-2.03 TOPSOIL. Shall be in accordance with Section 620.

621-2.04 BIODEGRADABLE FABRIC WRAP. Biodegradable fabric wrap similar to Charankattu Coir Manufacturing Company CCM700, or North American Green C125BN, or Bon Terra ENC2, or equivalent as approved by engineer.

621-2.05 POROUS BACKFILL. Shall be in accordance with Section 703.

621-2.06 GEOTEXTILE. Conform to Subsection 729-2.01, Separation.

SPECIAL PROVISIONS

Kasilof River SRS
Riverbank Restoration
Project No. 73057-1

621-2.07 BRUSH LAYERING. Brush layering will be composed of dormant cuttings conforming to the willow species described under this Section. Brush branches shall be 1/2 to 1-1/2 inches in diameter with a minimum length of 4 feet. All material shall be cut and trimmed prior to being tamped into the prepared and approved site. Brush material shall be soft and flexible. Old material will not be acceptable.

621-2.08 WILLOW SPECIES. Acceptable willow species are as follows:

Feltleaf Willow (*Salix alaxensis*)

Pacific Willow (*Salix lasiandra*)

Barclay Willow (*Salix barclayi*)

621-2.09 FERTILIZER. Use a regular release, 8-32-16 (nitrogen-phosphoric acid-potassium) fertilizer in granular form with seedlings, shrubs, and willow bundles. The fertilizer shall be mixed with soil at the manufacturer's recommended application rate.

621-2.10 SELECTED MATERIAL, TYPE C. Shall be in accordance with Section 703-2.07.

CONSTRUCTION REQUIREMENTS

621-3.01 GENERAL. Revegetation methods and techniques shall be in accordance with Alaska Fish & Game publication *Stream bank Revegetation and Protection a Guide for Alaska* Revised 2005. A digital copy can be found at:

https://www.adfg.alaska.gov/static/home/library/pdfs/habitat/98_03.pdf

Submit a plant material plan one week minimum prior to harvest detailing location of harvest sites and dates, plant material consultant name and qualifications, and harvesting methods. Contractor shall schedule his delivery to the site so that the materials can be installed the day they arrive.

621-3.02 HARVESTING AND PLANTING SEASON. Harvesting of willow shall take place during its dormant stages. Harvesting of vegetative mat shall take place between May 15 and June 30 and shall be re-planted within 2 days of harvesting. Refer to Alaska Fish & Game publication *Stream bank Revegetation and Protection a Guide for Alaska* Revised 2005 pages 16-20.

Care shall be exercised to retain as much soil as possible in the natural state around the roots during digging, hauling, and placing.

621-3.03 VEGETATIVE MAT.

The mat shall be placed so as to provide a smooth finished surface. Plant mat to an elevation that approximates the elevation of the surrounding vegetation as directed by the Engineer. Vegetative mat may be watered to provide easier handling from the existing source. Vegetative mat shall be kept moist from the time it is dug until it is planted. Care shall be exercised to retain as much soil as possible in the natural state around the roots during digging, hauling, and placing. Transplanting each mat shall be

SPECIAL PROVISIONS

Kasilof River SRS

Riverbank Restoration

Project No. 73057-1

completed in 2 days. Vegetative mat shall be watered within one hour of planting. Subsequent watering shall be required until final acceptance of the Project.

621-3.04 ROOT WAD REVETMENT. Root wad construction methods and techniques shall be in accordance with Alaska Fish & Game publication *Streambank Revegetation and Protection: A Guide for Alaska* Revised April 2005 pages 70-75. Bank section and details shall be as shown in the plans.

Install in accordance with the Plans. Excavate trenches deep enough to set the tree trunk at approximately ordinary high water (OHW) level and allow for tree trunk to be sloped down into the bank. Excavate the ground to embed part of the root fan. Root fans shall be overlapped 3 to 4 feet, enough to provide a continuous line along the bank.

621-3.05 BRUSH LAYERING. Place 15 dormant stems per linear foot. Cuttings shall be soaked in cool/cold water from 6-48 hours directly before planting to improve survivability. On site, the cuttings shall be stored away from direct sunlight, heeled into moist soil, or stored in water until planting. Do not have cuttings in water for more than 4 days.

621-3.06 MAINTENANCE AND REPAIR. Maintenance shall begin immediately after each vegetative mat has been installed. It shall continue through completion of the project and for one complete growing season.

1. Repair gully erosion and washouts.
2. Install approved pedestrian safety fence on all sides of completed bank restoration area. Protect installation at all times against trespassing and damage of any kind for the maintenance period. If any areas become damaged or injured, they shall be repaired or replaced by the Contractor as directed by the Engineer at no additional cost to the Department. No work shall be done within, adjacent to, or over any installed area without proper safeguards and protection of the installations. Existing trees and vegetation shall also be protected during construction activities.
3. The Contractor shall be responsible for keeping all installations and work incidental thereto in good condition, and performing all other necessary operations to care for promotion of root growth and plant life so that all work is in satisfactory and acceptable condition.
4. All installation and plant material required by this contract shall be in satisfactory and acceptable condition when the Contractor applies for payment.
5. The project site, harvesting site, and surrounding areas shall be continuously kept clean when construction installation and maintenance operations are in progress. The entire work area shall be cleaned at the end of each day's work.

621-4.01 METHOD OF MEASUREMENT. Item 621(5) Vegetative Mat will be measured per square yard of area covered and accepted in place. All labor, equipment, and materials for the work listed below are subsidiary to Item 621(5) Vegetative Mat.

1. harvest for use as vegetative mat
2. haul and placement of vegetative mat
3. water, maintenance, and repair

Item 621(6) Root Wad Revetment shall be measured by the linear foot along the protected riverbank measured in place from the centers of the root wads on the extreme ends. All labor, equipment, and materials for the work listed below are subsidiary to Item 621(6) Root Wad Revetment.

1. excavation in root wad revetment location
2. root wad, coir fabric, topsoil, porous backfill, and geotextile materials and placement
3. maintenance and repair

Item 621(7) Brush Layering will be measured by the linear foot measured in place and include all labor, equipment, and materials for installation of dormant stems.

621-5.01 BASIS OF PAYMENT. The quantities determined as provided above, will be paid for at the contract price per unit of measurement, for each of the particular pay items listed below that appear in the bid schedule, which prices and payment will be full compensation for furnishing and installing, maintenance care, and placing all other materials, including all labor equipment, tools, incidentals necessary to complete work described in this Section.

Harvesting, placement, and maintenance of vegetative cover will be paid for under Item 621(5) Vegetative Mat. All required maintenance so as to ensure sufficient growth, to include watering, and repair of any disturbed areas shall be considered subsidiary to Item 621(5) Vegetative Mat.

All work required to furnish material and construct the root wad revetment system as shown on the Plans will be paid for under Item 621(6) Root Wad Revetment.

Pedestrian Safety Fence shall be subsidiary to Item 643(2) Traffic Maintenance.

Payment will be made under:

Pay Item	Pay Unit
621(5) Vegetative Mat	Square Yard
621(6) Root Wad Revetment	Linear Foot
621(7) Brush Layering	Linear Foot

SECTION 640

MOBILIZATION AND DEMOBILIZATION

640-1.01 DESCRIPTION. Add the following:

6. Comply with the Alaska Department of Labor and Workforce Development (DOLWD) requirements for Worker Meals and Lodging, or Per Diem; as described in their July 25, 2005 memo WHPL #197 (A2) and the State Laborer's and Mechanic's Minimum Rates of Pay (current issue). On Federal-aid projects, PL 109-59, 119 STAT. 1233, Sec. 1409(c) also applies.

Ensure subcontractors comply with the Federal and State DOLWD requirements.

Ensure facilities meet the Alaska Administrative Code 8 AAC 61.1010 and 8 AAC 61.1040 *Occupational Safety and Health Standards*, 18 AAC 31 *Alaska Food Code*, and U.S. Code of Federal Regulations 29 CFR Section 1910.142 *Temporary Labor Camps*.

Do not consider the cost of Meals and Lodging, or Per Diem in setting wages for the worker or in meeting wage requirements under AS 23.10.065 or AS 36.05.

640-4.01 METHOD OF MEASUREMENT. Delete the numbered paragraph 3 and substitute the following:

3. The remaining balance of the amount bid for Mobilization and Demobilization will be paid after all submittals required under the Contract are received and approved.

(05/28/10)E89-Standard Modification

Add the following:

4. Progress payments for Worker Meals and Lodging, or Per Diem will be subsidiary to 640(1) Mobilization and Demobilization.

(09/15/07)PARKS-Special Provision

Replace Section 641 with the following:

SECTION 641

EROSION, SEDIMENT, AND POLLUTION CONTROL

641-1.01 DESCRIPTION. Plan, provide, inspect, and maintain control of erosion, sedimentation, water pollution, and hazardous materials contamination.

641-1.02 DEFINITIONS. These definitions apply only to Section 641.

Alaska Department of Environmental Conservation (ADEC). The state agency authorized by EPA to administer the Clean Water Act's National Pollutant Discharge Elimination System.

Alaska Pollutant Discharge Elimination System (APDES). A system administered by ADEC that issues and tracks permits for storm water discharges.

Best Management Practices (BMPs). Temporary or permanent structural and non-structural devices, schedules of activities, prohibition of practices, maintenance procedures, and other management practices to prevent or minimize the discharge of pollutants to waters of the United States. BMPs also include, but are not limited to, treatment requirements, operating procedures, and practices to control plant site runoff, spillage or leaks, sludge or waste disposal, or drainage from material storage.

Clean Water Act (CWA). Federal Water Pollution Control Amendments of 1972, as amended (33 U.S.C. 1251 et seq.).

Construction Activity. Physical activity by the Contractor, Subcontractor or utility company; that may result in erosion, sedimentation, or a discharge of pollutants into storm water. Construction Activity includes soil disturbing activities (e.g. clearing, grubbing, grading, excavating); and construction materials or equipment storage or maintenance (e.g. material piles, borrow area, concrete truck chute washdown, fueling); and other industrial storm water directly related to the construction process (e.g. concrete or asphalt batch plants).

Environmental Protection Agency (EPA). A federal agency charged to protect human health and the environment.

Erosion and Sediment Control Plan (ESCP). The Department's project specific document that illustrates measures to control erosion and sediment on the project.

Final Stabilization. Final stabilization occurs when soil disturbing activities at the site have been completed and one of the following methods, as identified in the contract, has been completed: (a) establish a uniform and evenly distributed perennial vegetative cover with a density of 70 percent of the native background vegetative cover, or (b)

SPECIAL PROVISIONS

Kasilof River SRS

Riverbank Restoration

Project No. 73057-1

construct non-erodible permanent stabilization measures (such as riprap, gabions, geotextiles, pavement, and crushed aggregate base course) where vegetative cover is not required.

Haul Route. Existing or newly constructed road where construction materials are transported and where disposition of sediments or erodible materials may result from the material hauling activity or from the Contractor's activity to construct or maintain the road.

Hazardous Material Control Plan (HMCP). The Contractor's detailed project specific plan for prevention of pollution from storage, use, transfer, containment, cleanup, and disposal of hazardous material (including, but are not limited to, petroleum products related to construction activities and equipment). The HMCP is included as an appendix to the ESCP.

Multi-Sector General Permit (MSGP). The Alaska Pollutant Discharge Elimination System General Permit for storm water discharges associated with industrial activity.

Pollutant. Any substance or item meeting the definition of pollutant contained in 40 CFR § 122.2. A partial listing from this definition includes: dredged spoil, solid waste, sewage, garbage, sewage sludge, chemical wastes, biological materials, wrecked or discarded equipment, rock, sand, cellar dirt and industrial or municipal waste.

Project Area. The physical area provided by the Department for Construction. The Project Area includes the area of the facility under construction, project staging and equipment areas, and material and disposal sites; when those areas, routes and sites, are provided by the Department by the Contract and are directly related to the Contract. Support Activities including material sites, material processing sites, disposal sites, haul routes, staging and equipment storage areas; that are furnished by the Contractor or a commercial operator, are not included in the Project Area.

Spill Prevention, Control, and Countermeasure Plan (SPCC Plan). The Contractor's detailed plan for petroleum spill prevention and control measures that meet the requirements of 40 CFR 112.

Spill Response Field Representative. The Contractor's representative with authority and responsibility for managing, implementing, and executing the HMCP and SPCC Plan.

Subcontractor Spill Response Coordinator. The subcontractor's representative with authority and responsibility for coordinating the subcontractor's activities in compliance with the HMCP and SPCC Plan.

Superintendent. The Superintendent has responsibility and authority for the overall operation of the Project and for Contractor furnished sites and facilities directly related to the Project.

Temporary Stabilization. The protection of exposed soils (disturbed land) from wind and water erosion during the construction process until final stabilization occurs.

641-1.04 SUBMITTALS. Submit two copies each of the SPCC ,HMCP, and amended ESCP, if applicable, to the Engineer for approval. Sign submittals. Deliver these documents to the Engineer.

The Department will review the submittals within 14 calendar days. Submittals will be returned to the Contractor as either requiring modification, or as approved by the Department.

The final ESCP, approved HMCP, and submitted SPCC Plan become the basis of the work required for the project's erosion, sediment, and pollution controls.

641-2.01 EROSION AND SEDIMENT CONTROL PLAN (ESCP) REQUIREMENTS.

The Department will develop the project's base ESCP and include it as an appendix in the Special Provisions. The Contractor shall prepare any amendments to the ESCP based on scheduling, equipment, and use of alternative BMPs. The ESCP must include both erosion control and sediment control measures. The plan must address first preventing erosion, then minimizing erosion, and finally trapping sediment before it leaves the project site. The plan must address site specific controls and management plan for the construction site. The plan must also incorporate the requirements of the project permits.

The Contractor is responsible for amending the ESCP to include site specific control and management plan for material sites, waste disposal sites, haul routes, and other affected areas, public or private.

Specify the line of authority and designate a field representative for implementing ESCP compliance.

641-2.02 HAZARDOUS MATERIAL CONTROL PLAN (HMCP) REQUIREMENTS.

Prepare the HMCP for prevention of pollution from storage, use, containment, cleanup, and disposal of all hazardous material, including petroleum products related to construction activities and equipment. Include the HMCP as an appendix to the ESCP. Compile Material Safety Data Sheets in one location and reference that location in the HMCP.

Designate a Contractor's Spill Response Field Representative with 24 hour contact information. Designate a Subcontractor Spill Response Coordinator for each subcontractor. The Superintendent and Contractor's Spill Response Field Representative must have 24 hour contact information for each Subcontractor Spill Response Coordinator and the Utility Spill Response Coordinator.

List and give the location and estimated quantities of hazardous materials (Including materials or substances listed in 40 CFR 117 and 302, and petroleum products) to be

SPECIAL PROVISIONS

Kasilof River SRS

Riverbank Restoration

Project No. 73057-1

used or stored on the Project. Hazardous materials must be stored in covered storage areas. Include secondary containment for all hazardous material storage areas.

Identify the locations where fueling and maintenance activities will take place, describe the activities, and list controls to prevent the accidental spillage of petroleum products and other hazardous materials. Controls include placing absorbent pads or other suitable containment under fill ports while fueling, and under equipment during maintenance or repairs.

Use secondary containment under all stationary equipment (equipment that does not have a seat for driving) that contains petroleum products. Use secondary containment under pumps, compressors, and generators.

List the types and approximate quantities of response equipment and cleanup materials available on the Project. Include a list and location map of cleanup materials, at each different work site and readily available off site (materials sources, material processing sites, disposal sites, staging areas, etc). Spill response materials must be stored in sufficient quantity at each work location, appropriate to the hazards associated with that site.

Describe procedures for containment and cleanup of hazardous materials. Describe a plan for the prevention, containment, cleanup, and disposal of soil and water contaminated by spills. Describe a plan for dealing with contaminated soil and water encountered during construction. Clean up of spills or contaminated surfaces must be initiated immediately and completed as soon as practicable.

Describe methods of disposing of waste petroleum products and other hazardous materials generated by the Project, including routine maintenance. Identify haul methods and final disposal areas. Assure final disposal areas are permitted for hazardous material disposal.

Describe methods of complying with the requirements of AS 46.04.010-900, Oil and Hazardous Substances Pollution Control, and 18 AAC 75. Include contact information for reporting hazardous materials and petroleum product spills to the Project Engineer and reporting to federal, state and local agencies.

641-2.03 SPILL PREVENTION, CONTROL AND COUNTERMEASURE PLAN (SPCC) REQUIREMENTS. Prepare and implement an SPCC Plan when required by 40 CFR 112; when both of the following conditions are present on the Project:

- a. Oil or petroleum products from a spill may reach navigable waters (as defined in 40 CFR 112); and
- b. Total above ground storage capacity for oil and any petroleum products is greater than 1,320 gallons (not including onboard tanks for fuel or hydraulic fluid used primarily to power the movement of a motor vehicle or ancillary onboard oil-

filled operational equipment, and not including containers with a storage capacity of less than 55 gallons)

Reference the SPCC Plan in the HMCP and ESCP.

641-2.04 MATERIALS. Use materials suitable to withstand hydraulic, wind, and soil forces, and to control erosion and trap sediments according to the requirements of the CGP and the Specifications.

- Seeding shall not be used.
- Use soil stabilization material as specified in Section 727.
- Use silt fences as specified in Section 729.
- Use straw that is certified as free of noxious weed by the United States Department of Agriculture, Natural Resources Conservation Service, Local Soil and Water Conservative District. Alaska Weed Free Forage Certification Program must be used when available. Hay may not be substituted for straw.
- Use a rain gauge.

641-3.01 CONSTRUCTION REQUIREMENTS. Comply with the requirements of the CWA.

1. Starting Construction.

- Do not begin Construction Activity until authorized by the Engineer

Post notices at publicly accessible locations near the beginning and end of the Project. Protect postings from the weather and locate so the public can read them without obstructing construction activities (for example, at an existing pullout). Include the following information in each of the postings:

- Name and phone number of Contractor

Keep the updated ESCP, HMCP, and SPCC at the on-site project office. If there isn't an on-site project office, keep the information at a location suitable to the Engineer.

Ensure all subcontractors and utility companies operating within the Project understand and comply with the ESCP.

Install sediment controls in accordance with the ESCP and before beginning Construction Activity that may result in land disturbance.

2. During Construction.

Comply with requirements of the HMCP and SPCC, and all state and federal regulations that pertain to the handling, storage, cleanup, and disposal of petroleum products or other hazardous substances. Contain, clean up, and dispose of discharges of petroleum products and other hazardous materials. Perform fueling operations in a safe and environmentally responsible manner. Place absorbent pads under fill ports while fueling, and under equipment during maintenance or repairs. Install secondary containment under all stationary equipment that contains petroleum products.

SPECIAL PROVISIONS

Kasilof River SRS

Riverbank Restoration

Project No. 73057-1

Comply with the requirements of 18 AAC 75 and AS 46, Oil and Hazardous Substances Pollution Control. Report petroleum product spills as required by federal, state and local law, and as described in the HMCP and SPCC.

Comply with the requirements of the ESCP. Implement temporary and permanent erosion and sediment control measures identified in the ESCP. Keep the ESCP current. If storm water discharges threaten water quality, take immediate action. Comply with the requirements of 18 AAC 70 State of Alaska Water Quality Standards, AS 41.14.870 Protection of Fish and Game, Section 404 of the CWA, and all other applicable federal, state, and local statutes and regulations.

Coordinate with subcontractors and utility companies doing work in the project area so BMPs, and temporary and permanent stabilization are installed, maintained, and protected from damage.

3. Maintenance of BMPs.

Maintain temporary and permanent erosion and sediment control measures in effective operating condition. Remove sediment and debris from sediment traps, silt fences, and sediment ponds before sediment or debris accumulates to 50% of the BMP's design capacity.

Implement corrective actions as soon as possible, and before the next storm event whenever practicable. If implementation before the next storm event is impracticable, the situation must be documented in the SWPPP and alternative BMPs must be implemented as soon as possible.

4. Stabilization.

Stabilization may be accomplished using temporary or permanent measures. Initiate stabilization of disturbed soils, erodible stockpiles, disposal sites, and of erodible aggregate layers so that all of the following conditions are satisfied:

- a. As soon as practicable;
- b. As soon as necessary to avoid erosion, sedimentation, or the discharge of pollutants; and
- c. As identified in the ESCP.

Land may be disturbed and stabilized multiple times during a project. Coordinate work to minimize the amount of disturbed soil at any one time. Do not disturb more soil than you can stabilize with the resources available.

Temporarily stabilize from wind and water erosion portions of disturbed soils, portions of stockpiles, and portions of disposal sites, that are not in active construction. Temporary stabilization measures may require a combination of measures including but not limited to vegetative cover, mulch, stabilizing emulsions, blankets, mats, soil binders, non-erodible cover, dust palliatives, or other approved methods.

SPECIAL PROVISIONS

Kasilof River SRS

Riverbank Restoration

Project No. 73057-1

4. Stream By Pass.

When installing a culvert or other drainage structure where stream bypass is not used, install temporary or permanent stabilization concurrently or immediately after placing the culvert or drainage structure in a manner that complies with the ESCP, applicable project permits and prevents discharge of pollutants.

Install temporary and permanent stabilization:

- a. At the culvert or drainage structure inlet and outlet; and
- b. In the areas upstream and downstream that may be disturbed by the process of installing the culvert, culvert end walls, culvert end sections, or drainage structure.

Before deactivating a stream bypass or stream diversion used for construction of a bridge, culvert, or drainage structure, install permanent stabilization:

- a. At the inlet and outlet of the culvert, drainage structure, or bridge;
- b. In the area upstream and downstream of the culvert, drainage structure, or bridge, that is disturbed during installation or construction of the culvert, drainage structure, or bridge; and
- c. Under the bridge.

641-3.04 FAILURE TO PERFORM WORK. The Project Engineer has authority to suspend work and withhold monies, for an incident that may endanger health or the environment. If the suspension is to protect workers, the public, or the environment from imminent harm, the Project Engineer may orally order the suspension of work. Following an oral order of suspension, the Project Engineer will promptly give written notice of suspension. In other circumstances, the Project Engineer will give the Contractor written notice of suspension before suspension of work. A notice of suspension will state the defects or reasons for a suspension, the corrective actions required to stop suspension, and the time allowed to complete corrective actions.

1. If the Contractor fails to take the corrective action within the specified time, the Project Engineer may:

- a. Suspend the work until corrective action is completed;
- b. Withhold monies due the Contractor until corrective action is completed;
- c. Assess damages or equitable adjustments against the Contract Amount; and
- d. Employ others to perform the corrective action and deduct the cost from the Contract amount.

2. Reasons for the Project Engineer to take action under this section include, but are not limited to, the Contractor's failure to:

- a. Obtain appropriate permits before Construction Activities occur;

- b. Maintain effective BMPs to control erosion, sedimentation, and pollution in accordance with the ESCP and applicable local, state, and federal requirements;
- c. Perform duties according to the requirements of this Section 641; or
- d. Meet requirements of permits, laws, and regulations related to erosion, sediment, or pollution control.

No additional Contract time or additional compensation will be allowed due to delays caused by the Project Engineer's suspension of work under this subsection.

641-4.01 METHOD OF MEASUREMENT. Section 109.

641-5.01 BASIS OF PAYMENT. See Subsection 641-3.04 Failure to Perform Work, for additional work and payment requirements.

The total value of this Contract will be adjusted as specified herein. Withholding will be determined by the Department and assessed under Pay Item 641(6) ESCP Price Adjustment, as follows:

1. Fines and Penalties: A Price adjustment equal to any penalties and fines levied against the Department by local, state, or federal agencies for pollutant violations, including violations of the CWA, except when due to Department negligence. An amount equal to the anticipated penalties and fines for the violation or violations, excluding any due to negligence by the Department, will be withheld until the actual cost of the penalties and fines is known. Anticipated penalties and fines will be determined by the Project Engineer. The Contractor is also responsible for the payment of penalties and fines levied against the Contractor.
2. Failure to perform Corrective Action. By each 24 hour period following 24 hours after written notice by the Project Engineer, per occurrence, a price adjustment of \$750 will be assessed where the Contractor:
 - fails to initiate corrective action to respond to a deficiency noted by the Project Engineer.

The same deficiency remaining uncorrected will be considered an additional occurrence for each additional 24 hour period, without requiring additional written notice by the Project Engineer.

Item 641(1) Erosion, Sediment and Pollution Control Administration. At the Contract lump sum price for administration of all work under this Section. Includes, but is not limited to, ESCP and HMCP and SPCC Plan preparation and agency fees.

Work required by the HMCP and SPCC Plan including hazardous material storage, containment, removal, cleanup and disposal, are subsidiary to Pay Item 641(1) Erosion, Sediment and Pollution Control Administration.

Item 641(2) Temporary Erosion, Sediment and Pollution Control. At the contingent sum prices specified for all labor, supervision, material, equipment, and incidentals to install, maintain, remove and dispose of approved temporary erosion, sedimentation, and pollution control BMPs required to implement the ESCP and SPCC Plan.

Item 641(3) Temporary Erosion, Sediment and Pollution Control. At the Contract lump sum price for all labor, supervision, material, equipment, and incidentals to install, maintain, remove and dispose of temporary erosion, sedimentation, and pollution control BMPs identified in the ESCP and SPCC Plan.

Subsidiary Items. Temporary erosion, sediment, and pollution control measures that are required outside the Project Area are subsidiary. Work required by the HMCP and SPCC Plan including hazardous material storage, containment, removal, cleanup and disposal, are subsidiary to Item 641(1) Erosion, Sediment and Pollution Control Administration.

Work under other pay items. Work that is paid for directly or indirectly under other pay items will not be measured and paid for under Section 641. This work includes but is not limited to:

- a. Dewatering;
- b. Shoring;
- c. Bailing;
- d. Permanent seeding;
- e. Installation and removal of temporary work pads;
- f. Temporary accesses;
- g. Temporary drainage pipes and structures;
- h. Diversion channels;
- i. Settling impoundment; and
- j. Filtration.

Permanent erosion, sediment and pollution control measures will be measured and paid for under other Contract items, when shown on the bid schedule.

Work at the Contractor's Expense. Temporary erosion, sediment, and pollution control measures that are required due to carelessness, negligence, or failure to install temporary or permanent controls as scheduled or ordered by the Project Engineer, or for the Contractor's convenience, are at the Contractor's expense.

Payment will be made under:

Pay Item	Pay Unit
641(1) Erosion, Sediment, and Pollution Control Administration	Lump Sum
641(2) Temporary Erosion, Sediment, and Pollution Control	Contingent Sum
641(3) Temporary Erosion, Sediment, and Pollution Control	Contingent Sum

(10/20/11)PARKS-Special Provision

Replace Section 643 with the following:

SECTION 643

TRAFFIC MAINTENANCE

643-1.01 DESCRIPTION. Protect and control traffic during the contract. Furnish, erect, maintain, replace, clean, move and remove the traffic control devices required to ensure the safety of the park users and general public. Perform all administrative responsibilities necessary to implement the work.

643-1.02 DEFINITIONS.

Alaska Traffic Manual (ATM). The Manual on Uniform Traffic Control Devices (MUTCD) along with Alaska Supplement.

Traffic. The movement of the park users and general public through and around the project site. Traffic may consist of vehicles, pedestrians, and bicyclists.

Traffic Control Plan (TCP). A drawing or drawings indicating the method or scheme for safely guiding and protecting traffic and workers in a traffic control zone. The TCP depicts the traffic control devices and their placement and times of use.

Traffic Control Zone. A portion of the project that affects traffic and requires traffic control to safely guide and protect traffic and workers.

643-1.03 TRAFFIC CONTROL PLAN. Create and implement an approved TCP before beginning work within the project limits.

The TCP includes, but is not limited to, signs, barricades, traffic cones, plastic safety fence, and all other items required to direct traffic through or around the traffic control zone according to these Specifications and the ATM. Address in the TCPs placement of traffic control devices, including location, spacing, size, mounting height and type. Include code designation, size, and legend per the ATM and Alaska Sign Design Specifications (ASDS).

Submit new or modified TCPs to the Engineer for approval. Allow 1 week for the Engineer to review any TCP or each subsequent correction. You may change an approved TCP during construction provided you allow 48 hours for review and the Engineer approves the changes.

643-2.01 MATERIALS. Provide traffic control devices meeting the following requirements:

1. Signs. Use signs, including sign supports, that conform to Section 615, the ATM, and ASDS.

SPECIAL PROVISIONS

Kasilof River SRS

Riverbank Restoration

Project No. 73057-1

2. Barricades and Vertical Panels. Use barricades and vertical panel supports that conform to the ATM. Use Type III Barricades at least 8 feet long. Use reflective sheeting that meet AASHTO M 268 Type II or III.
3. Warning Lights. Use Type A (low intensity flashing), Type B (high intensity flashing) or Type C (steady beam) warning lights that conform to the ATM.
4. Drums. Use plastic drums that conform to the requirements of the ATM. Use reflective sheeting that meets AASHTO M 268 Type II or III.
5. Traffic Cones and Tubular Markers. Use reflectorized traffic cones and tubular markers that conform to the requirements of the ATM. Use traffic cones and tubular markers at least 28 inches high. Use reflective sheeting that meets AASHTO M 268 Type II or III.
6. Plastic Safety Fence. Use 4 foot high construction orange fence manufactured by one of the following companies, or an approved equal:
 - a. "Safety Fence" by Jackson Safety, Inc., Manufacturing and Distribution Center, 5801 Safety Drive NE, Belmont, Michigan, 49306. Phone (800) 428-8185.
 - b. "Flexible Safety Fencing" by Carsonite Composites, LLC, 19845 U.S. Highway 76, Newberry, South Carolina, 29108. Phone (800) 648-7916.
 - c. "Reflective Fencing" by Plastic Safety Systems, Inc., 2444 Baldwin Road, Cleveland, Ohio 44104. Phone (800) 662-6338.Support fence with a rigid stake or pole every six feet minimum or per the manufacturers recommendation.

643-3.01 GENERAL CONSTRUCTION REQUIREMENTS. Keep the work, and portions of the project affected by the work, in good condition to accommodate traffic safely. Provide and maintain traffic control devices and services inside and outside the project limits, day and night, to guide traffic safely.

The Contractor may close down the site boat launch for up to two consecutive weeks Monday through Friday 8AM to 6PM for the installation of articulated concrete mat. Other items of work shall be completed with the boat launch open to public access. The Contractor shall make accommodations to permit pedestrian and boating access via the boat launch throughout the rest of the project.

Immediately notify the Engineer of any traffic related accident that occurs within the project limits as soon as you, an employee, or a subcontractor becomes aware of the accident

643-3.02 TRAFFIC CONTROL DEVICES. Before starting construction, erect permanent and temporary traffic control devices required by the approved TCPs. Use traffic control devices only when they are needed.

Use only one type of traffic control device in a continuous line of delineating devices.

SPECIAL PROVISIONS

Kasilof River SRS

Riverbank Restoration

Project No. 73057-1

Keep signs, drums, barricades, and other devices clean at all times. Immediately replace any devices provided under this Section that are lost, stolen, destroyed, inoperable or deemed unacceptable while used on the project.

Use only traffic control devices that meet the requirements of the "Acceptable" category in the American Traffic Safety Services Association (ATSSA) "Quality Guidelines for Temporary Traffic Control Devices".

643-3.03 AUTHORITY OF THE ENGINEER. When existing conditions adversely affect the public's safety or convenience, the Contractor will receive an oral notice. A written notice will follow the oral notice according to Subsection 105-1.01, Authority of the Engineer. The notice will state the defects, the corrective actions required, and the time required to complete such actions. If you fail to take corrective actions within the specified time, the Engineer will immediately close down the offending operations until you correct the defects. The Engineer may require outside forces to correct unsafe conditions. The cost of work by outside forces will be deducted from any monies due under the terms of this Contract.

643-4.01 METHOD OF MEASUREMENT. Item 643(2) Traffic Maintenance is a lump sum item and will not be measured directly for payment. The approved schedule of values and Engineer's approval shall constitute method of measurement.

643-5.01 BASIS OF PAYMENT. Item 643(2) Traffic Maintenance will be paid for at the contract lump sum price. Payment shall be full compensation for all the labor, equipment, material, and incidentals necessary to complete the work under this Section.

Payment will be made under:

Pay Item	Pay Unit
643(2) Traffic Maintenance	Lump Sum

(06/18/13)PARKS-Special Provision

SECTION 646

CPM SCHEDULING

646-2.01 SUBMITTAL OF SCHEDULE. Replace this Subsection with the following: Submit a detailed initial Critical Path Method (CPM) Schedule at the preconstruction conference for the Engineer's acceptance as set forth below.

The construction schedule for the entire Project shall not exceed the specified contract time. Allow the Engineer fourteen (14) days to review the initial CPM Schedule. Revise promptly. The finalized CPM Schedule must be completed and accepted before beginning work on the Project.

646-3.01 REQUIREMENTS AND USE OF SCHEDULE.

Delete item 2. 60-Day Preliminary Schedule.

Replace the first sentence of item 3. Schedule Updates. with the following: Hold job site progress meetings with the Engineer for the purpose of updating the CPM Schedule. Meet with the Engineer monthly or as deemed necessary by the Engineer.

(12/13/02)CR261-Special Provision

646-5.01 BASIS OF PAYMENT. Replace this Subsection with the following: Payment for CPM Scheduling shall not be measured directly for payment but shall be subsidiary to all items in the contract.

(02/23/16)PARKS-Special Provision

Add the following Section:

SECTION 647

EQUIPMENT RENTAL

647-1.01 DESCRIPTION. This item consists of furnishing construction equipment, operated, fueled and maintained, on a rental basis for use in construction of extra or unanticipated work at the direction of the Engineer. Construction equipment is defined as that equipment actually used for performing the items of work specified and shall not include support equipment such as hand tools, power tools, electric power generators, welders, small air compressors and other shop equipment needed for maintenance of the construction equipment.

The Engineer will provide direction to the Contractor's supervisory personnel only, not to the operators or laborers. In no case shall direction by the Engineer be construed as making the Department liable for the Contractor's responsibility to prosecute the work in the safest and most expeditious manner.

647-2.01 EQUIPMENT FURNISHED. In the performance of this work, furnish, operate, maintain, service, and repair equipment of the numbers, kinds, sizes, and capacities set forth on the Bid Schedule or as directed by the Engineer. The kinds, sizes, capacities, and other requirements set forth shall be understood to be minimum requirements. The number of pieces of equipment to be furnished and used shall be, as the Engineer considers necessary for economical and expeditious performance of the work. The equipment shall be used only at such times and places as the Engineer may direct.

Equipment shall be in first class working condition and capable of full output and production. The minimum ratings of various types of equipment shall be as manufactured and based on manufacturer's specifications. Alterations will not be considered acceptable in achieving the minimum rating. Equipment shall be replaced when, in the opinion of the Engineer, their condition is below that normal for efficient output and production.

Equipment shall be fully operated, which shall be understood to include the operators, oilers, tenders, fuel, oil, air hose, lubrication, repairs, maintenance, insurance, and incidental items and expenses.

647-2.02 EQUIPMENT OPERATORS AND SUPERVISION PERSONNEL. Equipment operators shall be competent and experienced and shall be capable of operating the equipment to its capacity. Personnel furnished by the Contractor shall be, and shall remain during the work hereunder, employees solely of the Contractor.

Furnish, without direct compensation, a job superintendent or Contractor's representative together with such other personnel as are needed for Union, State, or Federal requirements and in servicing, maintaining, repairing and caring for the

SPECIAL PROVISIONS

Kasilof River SRS

Riverbank Restoration

Project No. 73057-1

equipment, tools, supplies, and materials provided by the Contractor and involved in the performance of the work.

647-3.01 CONSTRUCTION REQUIREMENTS. The performance of the work shall be according to the instructions of the Engineer, and with recognized standards and efficient methods.

Furnish equipment, tools, labor, and materials in the kinds, number, and at times directed by the Engineer and shall begin, continue, and stop the several operations involved in the work only as directed by the Engineer. Normally, the work is to be done when weather conditions are reasonably favorable, six days per week, Mondays through Saturdays, holidays excepted.

The Engineer will begin recording time for payment each shift when the equipment begins work on the project. The serial number and brief description of each item of equipment listing in the bid schedule and the number of hours, or fractions thereof to the nearest one quarter hour, during which equipment is actively engaged in construction of the project shall be recorded by the Engineer. Each day's activity will be recorded on a separate sheet or sheets, which shall be verified and signed by the Contractor's representative at the end of each shift, and a copy will be provided to the Contractor's representative.

647-4.01 METHOD OF MEASUREMENT. The number of hours of equipment operation to be paid for shall be the actual number of hours each fully operated specified unit of equipment is actually engaged in the performance of work in the designated areas according to the direction of the Engineer. The pay time will not include idle periods, time used in oiling, servicing, or repairing of equipment, or in making changeovers of parts to the equipment. Travel time to or from the work site project will not be authorized for payment.

647-5.01 BASIS OF PAYMENT. Payment for Item 647(6) Hydraulic Excavator, 1 CY, 100 Hp, Minimum will be paid at the contract price for the number of hours required to complete the work according to the Engineer's direction. This shall be full compensation for furnishing, operating, maintaining, servicing and repairing the equipment, and for incidental costs related to the equipment. Furnishing and operating of equipment of heavier type, larger capacity, or higher wattage than specified will not entitle the Contractor to extra compensation.

Payment will be made under:

Pay Item	Pay Unit
647(6) Hydraulic Excavator, 1 CY, 100 Hp, Minimum	Hour

(08/24/05)R15-Special Provision

Add the following Section:

SECTION 650

PARK FACILITIES

650-1.01 DESCRIPTION. This work shall consist of furnishing, constructing and placing park facilities in conformance with the plans and Special Provisions.

650-1.02 APPLICABLE ACCESSIBILITY STANDARD. Americans with Disabilities Act (ADA) Accessibility Guidelines for Buildings and Facilities.

650-1.03 SUBMITTALS AND SUBSTITUTIONS. Conform to Subsection 106-1.01.

MATERIALS

650-2.01 GENERAL. All materials shall be new unless otherwise specified in the plans. All materials shall conform to the details shown on the plans or as specified.

650-2.02 STRUCTURAL STEEL. Structural steel shall conform to the requirements of ASTM Specification A36 (Standard Specification for Carbon Structural Steel). Structural Steel HSS beams shall conform to ASTM Specification A500 (Standard Specification for Cold Formed Welded and Seamless Carbon Steel Structural Tubing in Rounds and Shapes).

650-2.03 GALVANIZING. Conform to AASHTO M111/ASTM A123 (Standard Specification for Zinc [Hot-Dip Galvanized] Coatings on Iron and Steel Products), or AASHTO M232/ASTM A153 (Standard Specification for Zinc Coating[Hot-Dip] on Iron and Steel Hardware). Repair damaged galvanizing by using low melting point zinc repair rods in conformance with ASTM A780-00 (Standard Practice for Repair of Damaged and Uncoated Areas of Hot-Dip Galvanized Coatings).

650-2.04 LUMBER. Conform to Section 713. Wood species shall be Douglas Fir or Hem-fir unless otherwise specified.

1. Dimensional. Dimensional lumber and timbers are shown on the plans in nominal dimensions, i.e.; 2x4, indicating surfaced four sides (S4S) or planed material. Use classification for light framing shall be Construction Grade. Use classification for structural joists and planks shall be No. 2 Grade or Better. Manufacturing classification shall be Dressed (Surfaced) Lumber. Size classification shall be Nominal Size Designations of Boards, Dimension, and Timbers.
2. Rough Cut. Unless otherwise indicated, rough cut lumber and timbers are shown on the plans in actual dimensions, i.e.; 2"x4", indicating rough cut material. Use classification shall be Structural Lumber, No. 2 Grade or Better. Manufacturing classification shall be Rough Lumber. Size classification shall be Rough Dry Sizes.

SPECIAL PROVISIONS

Kasilof River SRS
Riverbank Restoration
Project No. 73057-1

650-2.05 TREATED LUMBER. Wood species conforms to Subsection 650-2.04.

Treatment shall be as follows:

1. Above Ground Applications. Preservative pressure treatment shall conform to Section 714. Pressure treat with preservative Ammonical Copper Quat - Type A,B,C, or D(ACQ-A,B,C, or D) or Copper Azole – Type A (CBA-A). Minimum retention shall be 0.40 pounds per cubic foot or to refusal. Treated materials shall be uniformly brown in color and nonincised. This type of treated lumber is commonly used for residential decks for above ground applications. Incising may be used on joists, blocking, and 4x and thicker material to obtain minimum retention.
2. Ground Contact Applications. Preservative pressure treatment shall conform to Section 714. Pressure treat with preservative Ammonical Copper Quat - Type A,B,C, or D(ACQ-A,B,C, or D) or Copper Azole – Type A (CBA-A). Minimum retention shall be 0.60 pounds per cubic foot. Exposed treated materials shall be pigmented uniformly brown in color by manufacturer.

650-2.06 RECYCLED PLASTIC LUMBER. Recycled plastic lumber shall contain a minimum of 90% recycled HDPE. Recycled plastic lumber shall have a minimum flexural strength of 1355 psi and compressive strength of 1420 psi as determined by ASTM D6109-97, minimum specific gravity of 0.861 g/cc as determined by ASTM D6111-97, and a maximum thermal expansion of 0.000033 inch/inch/degree F as determined by ASTM D6341-98. The lumber shall also incorporate an ultraviolet stabilizer at the time of manufacturing. The Contractor shall reinstall the existing recycled plastic lumber for the boardwalk handrails with the exception of the boardwalk extended section as shown in the plans. The color of all new recycled plastic lumber shall match existing recycled plastic lumber. Submit color samples to the Engineer for approval.

650-2.07 FASTENERS. Commercial quality and type of nails and screws as required to securely hold all members in place in accordance with National Design Specifications (NDS). Nails shall be hot dipped galvanized. All other fasteners shall be corrosion resistant. Fasteners in pressure treated wood shall be hot dipped galvanized. Nails and wood screws below grade in pressure treated wood shall be stainless steel.

Stainless steel fastener shall be AISI 300 Series Stainless Steel.

650-2.08 PAINT. Unless otherwise specified, use the following paint types and colors, or approved equals:

1. Semi-Transparent Oil Stain. Exterior oil/alkyd based stain, flat, color “Riverwood”. SW 3507 as manufactured by Sherwin Williams, Behr Superdeck Semi Transparent Stain #1907 Canyon Brown, Olympic Russet as manufactured by PPG Architectural Finishes or an approved equivalent. Submit color samples of proposed substitutions for approval. Stains for pressure treated wood shall be recommended by manufacturer for use on pressure treated wood.

SPECIAL PROVISIONS

Kasilof River SRS

Riverbank Restoration

Project No. 73057-1

2. Metal Primer Paint. As recommended by enamel paint manufacturer.
3. Enamel Paint. Exterior alkyd base gloss enamel. Color to match oil stain color.
4. Above Ground Wood Preservative. Brown preservative with active ingredient of minimum 9.08 percent copper naphthenate (equivalent to minimum 1 percent metallic copper). Color to be approved by Engineer.
5. End Cut Preservative for Treated Wood. Brown preservative with active ingredient of minimum 10 percent copper naphthenate (equivalent to minimum 1 percent metallic copper). Color to match preservative pressure treatment color.

Paint that has been frozen or is out of date shall be replaced at no additional cost to the Department.

650-2.09 STRUCTURAL STAINLESS STEEL. Conform to the requirements of AISI 300 Series, Type 316.

650-2.10. STAINLESS STEEL CABLE. Shall be 1x19 thread structure and conform to the requirements of AISI 316 with a minimum thickness of 1/8 inch.

650-2.11 STRUCTURAL ALUMINUM. Conform to the requirements of ANSI 6061-T6.

650-2.12 FIBERGLASS GRATING. Corrosion resistant, slip-resistant, pultruded fiberglass grating with UV protection and Class 1 flame rating of 25 or less per ASTM E-84 or better. Color shall be dark gray. Use hold down clips as recommended by the manufacturer.

1. Decking.

Depth: 1.0 inches
 Open Area: 60% Minimum
 Deflection: 0.40 inches or less when spanned 36 inches and loaded at 110 psf
 ADA Compliant: grate has openings of 1/2 inch or less
 Color: dark gray
 Use: Ecograte® 62 Molded Grating or equal

2. Stair Treads.

Depth: 1.5 inches
 Open Area: 25% Minimum
 Deflection: 0.40 inches or less when spanned 48 inches and loaded with 500 lbs
 ADA Compliant: meaning grate has openings of 1/2 inch or less
 Color: dark gray with yellow nosing
 Use: Safe-T-Span® 1-1/2 inch Deep, I4015 or equal

650-2.13 SHOP DRAWINGS. Submit shop drawings for the steel stairs, steel landings, aluminum stair tread, river access stairs, boardwalk, viewing deck and any other park facilities that off-site fabrication. Shop drawings shall include sufficient plan, elevation and section views necessary to identify the dimension and location of all components of design. Indicate all structural member types, sizes, spacing and quantities. Include dimensions, locations and quantities of all external hardware including but not limited to fiberglass grating, stair hinges, handrails and fasteners.

CONSTRUCTION REQUIREMENTS

650-3.01 GENERAL. The location shown on the plans for park facilities placement are approximate. The Engineer will field locate park facilities at the time of construction.

650-3.02 EXCAVATION AND BACKFILL. Conform to the requirements of Section 204 and the details on the plans.

650-3.03 CONCRETE. Conform to the requirements of Section 501 and the details on the plans.

650-3.04 STRUCTURAL STEEL. Welding to conform to American Welding Society D1.1.

650-3.05 STRUCTURAL ALUMINUM. Welding to conform to American Welding Society D1.2.

650-3.06 WOOD. Competent carpenters shall be employed and all framing shall be true and exact. Unless otherwise specified, nails and spikes shall be hand driven with just sufficient force to set the heads flush with the surface of wood. Power nail guns may be used if the pressure may be adjusted to drive the nail flush with the face of the lumber. All non-removable shipping, storage, weathering and erection marks on fabricated lumber shall be hidden from view in the completed work. Use of damaged lumber shall not be allowed. Store on-site lumber above the ground and protected from damage and weathering.

Holes for round drift-bolts and dowels shall be bored with a bit 1/16 inch smaller in diameter than that of the bolt or dowel used. Holes for machine and carriage bolts shall be bored with a bit of the same diameter as that of the bolt. Holes for lag screws shall be bored with a bit not larger than the body of the screw at the root of the thread.

Unless otherwise specified, USS flat washers shall be used in contact with all bolt heads and nuts that would otherwise be in contact with wood.

650-3.07 PAINT. Deliver in sealed containers with labels legible and intact. Remove dirt, grease, oil and other construction debris prior to painting. Ensure that surfaces to be painted are even, smooth, sound, clean, dry, and free from defects affecting proper application. Metal surfaces to receive paint shall be corrosion free. Apply per manufacturer's recommendations. Apply paint material evenly without runs, sags, or

SPECIAL PROVISIONS

Kasilof River SRS

Riverbank Restoration

Project No. 73057-1

other defects. Work each coat into the material being coated at an average rate of coverage recommended by the manufacturer. Cover surfaces completely to provide uniform color and appearance. Remove all paint, stain, or other finish material where it has spilled or spattered.

1. General. Unless otherwise specified, schedule finishes as follows:
 - a. Non-Treated Wood, Surfaced. Finish surfaces not scheduled to receive stain or clear oil stain with wood preservative.
 - b. Non-Treated Wood, Rough Cut. Saturate below and above ground surfaces not scheduled to receive stain with wood preservative.
 - c. Treated Wood, Hidden. Dado cuts, cut ends, drilled holes and field cuts in wood materials shall be brush coated to saturation with end cut preservative.
 - d. Treated Wood, Exposed. Saturate cut surfaces with scheduled finish. Finish surfaces not scheduled to receive stain with wood preservative.
 - e. Metal. Prime and paint exposed metal surfaces as required. Finish is not required for fasteners that are galvanized or corrosion resistant.
2. ELP Walkway.
 - a. Wood, Visible surfaces and Between Decking). Semi-Transparent Oil Stain
 - b. Non-Galvanized Metal. Primer and Enamel Paint

650-3.08 ELP WALKWAY. Construct in accordance with the Plans and Specifications. Ensure squareness and full dimensions of the platforms. Rails shall be erected in a manner resulting in smooth continuous installation paralleling the walkway. Use mitered or butt joints to join steel frame components together. Install fiberglass grating using stainless steel saddle-type clips as recommended by the manufacturer. Cut grating to fit around stair hinge connection.

Special attention shall be given to minimizing damage to existing vegetation (trees and ground cover) in the process of constructing the boardwalk.

Install deck grate, joists, and rail posts full length. No Splicing will be allowed. Allow lumber to acclimate onsite for a minimum of 2 days before installation onto boardwalk. Install deck boards cup side down.

Requirements of 650-2.08 Paint and 650-3.06 Paint apply to boardwalk lumber and steel.

Contractor shall smooth sharp metal, wooden, or plastic edges as directed by the Engineer.

650-3.09 RAMPS. Construct in accordance with the Plans and Specifications. Ensure squareness and full dimensions of the ramps. Weld rectangular tubes sleeves to the frame as shown on the Plans.

650-3.10 STEEL STAIRS. Construct in accordance with the Plans and Specifications. The Engineer will determine the final location of the stairs. Field check length of stairs. Adjust footer as required and weld steel channels to abutting platform frames.

Weld steel rectangular tube sleeves as rail posts to the stair channels. Weld hand railing sections onsite. The rails shall be erected in a manner resulting in a smooth, continuous installation paralleling the platform. Set vertical posts plumb and other rails parallel to slope of stair stringers. Rail connections incorporating mechanical connectors shall be assembled with special attention to squareness of cut tubing, removal of burrs, and precise location of drilled holes for connector screws and bolts. Smooth, properly aligned joints are imperative.

Contractor shall smooth sharp metal, wooden, or plastic edges as directed by the Engineer.

650-3.11 ALUMINUM STAIRS. Construct in accordance with the Plans and Specifications. The Engineer will determine the final location of the stairs. Field check length of stairs. Adjust footer as required and tighten set screws with enough torque to sufficiently hold the stairs in place.

Weld aluminum rectangular tube sleeves to the stair channels Install hand railing sections onsite with mechanical rail connections. The rails shall be erected in a manner resulting in a smooth, continuous installation paralleling the platform. Set vertical rails plumb. Rail connections incorporating mechanical connectors shall be assembled with special attention to squareness of cut tubing, removal of burrs, and precise location of drilled holes for connector set screws. Smooth, properly aligned joints are imperative. To keep set screws less conspicuous, drill pilot holes at the bottom of horizontal rail runs and on the outside (facing rail posts) in the case of vertical rail runs. All set screws shall be countersunk.

Contractor shall Smooth sharp metal, wooden, or plastic edges as directed by the Engineer.

650-3.12 ROCK REMOVAL. If Additive Alternative 1 is awarded, relocate rocks which are located on the immediate downstream and upstream sides of the boat launch to Johnson Lake under Item 650(65) Move Rocks. The number of rocks is estimated at 110 rocks ranging from approximately 6 inches to 4 feet in diameter. See Appendix D, Site Photos.

650-4.01 METHOD OF MEASUREMENT. Item 650(12) ELP Walkway will not be measured directly for payment; the Engineer's acceptance shall constitute measurement. All labor, equipment, and materials including, but not limited to, steel beams, steel plates, fasteners, lumber, recycled plastic lumber, and paint for ELP

SPECIAL PROVISIONS

Kasilof River SRS

Riverbank Restoration

Project No. 73057-1

walkway are included in the Contract lump sum price for item 650(12) ELP Walkway. Handrails on ELP walkway will be considered subsidiary.

Steel stairs will not be measured directly for payment; the Engineer's acceptance shall constitute measurement. All labor, equipment, and materials required to complete the steel stairs as shown on the Plans and detailed in the Specifications are included in the Contract lump sum price for item 650(12A) Steel Stair Tread and will not be measured separately for payment. Handrails on stairs will be considered subsidiary.

Aluminum stairs will be measured by each tread installed, completed and accepted in place. All labor, equipment, and materials required to complete the stairs as shown on the Plans and detailed in the Specifications will be considered subsidiary to item 650(12B) Aluminum Stair Tread and will not be measured separately for payment. Handrails on stairs will be considered subsidiary.

Rock removal, per Additive Alternative 1, shall not be measured directly for payment, Engineer's acceptance shall constitute measurement.

650-5.01 BASIS OF PAYMENT. The accepted quantity of park facilities will be paid for at the contract unit price per unit of measurement for the type specified completed in place, and listed below.

Payment will be made under:

Pay Item	Pay Unit
650(12) ELP Walkway	Lump Sum
650(12A) Steel Stair Tread	Lump Sum
650(12B) Aluminum Stair Tread	Each
AA1 650(65) Rock Removal	Lump Sum

(05/02/11)PARKS-Special Provision

Add the following Section:

SECTION 653

ARTICULATED CONCRETE MAT

653-1.01 DESCRIPTION. This work will consist of furnishing and installing Articulated Concrete Mats (ACM) onto an existing concrete boat ramp, placing selected material underneath ACM.

MATERIALS

653-2.01 AGGREGATES. Fill material below separation geotextile will be Selected Material, Type A conforming to Subsection 703-2.07. Material placed between cells of the ACM and boat ramp planks shall be Joint Aggregate conforming to Subsection 703-2.16

653-2.02 CONCRETE. 6-sack concrete conforming to Section 501. Superplasticizers may be used with approval of the Engineer. Top surface of concrete blocks to receive a heavy broom finish transverse to drive direction.

653-2.03 REINFORCING STEEL. Reinforcing steel will be grade 60. Bending and handling will conform to Section 503 Reinforcing Steel.

653-2.06 GEOTEXTILE. Conform to Subsection 729-2.01, Separation.

653-2.07 CABLES. Cables shall conform to the following:

1. Articulated Concrete Mat. Vertical cables shall be sized to provide a minimum cable strength to mat weight ratio of 5:1 for safe material lifting/handling. No cable shall be less than ¼ inch diameter. The cables shall be made of stainless steel. Cable size shall be as recommended by the manufacturer to withstand handling and placement of mats.

653-2.08 FITTINGS. Fittings shall conform to the following:

1. Articulated Concrete Mat. Stainless steel wire rope clamps shall be provided to secure loops of adjoining mats. Wire rope clamps shall also be used to secure free ends of stainless steel cable extruding from the articulated concrete mat segments.

653-2.09 ARTICULATED CONCRETE MAT. Articulated concrete mat is a manufactured surfacing system. The system shall be concrete mats placed end to end and cabled together to provide one homogeneous system. The concrete mats shall be concrete blocks connected to each other by interwoven stainless steel cables. Use mat sections that are Shoreblock BD series BD-400 CC open cell matting or approved equal.

SPECIAL PROVISIONS

Kasilof River SRS
Riverbank Restoration
Project No. 73057-1

CONSTRUCTION REQUIREMENTS

653-3.01 GENERAL. It is expected that work will occur during a seasonal period of low river depth, therefore a dewatered footprint is anticipated to be encountered in the field. Work performed on the ACM be isolated from the main body of water using a siltation device such as a silt-fence or an approved equal capable of retaining sediment within the work area. If a high water level is encountered, in-water work shall be isolated from the main body of water using a cofferdam system to enclose the work area. Siltation devices, cofferdam systems, or any approved sediment retainment system shall remain installed until all work on the ACM has been completed.

Material excavated shall be removed and disposed of in an upland location. It is anticipated that a 1 foot of excavation will be required beneath the articulated concrete mat.

Fuel, Lubricants, or other hazardous substances shall not be stored below the ordinary high water level of the Kasilof River.

653-3.03 ARTICULATED CONCRETE MAT. Selected Material, Type A will be used as backfill to level of the bottom of articulated concrete mat and compacted.

Geotextile shall be placed between the bottom of the concrete mat and sloped surfaces.

The concrete matting shall be laid parallel to the existing boat ramp to the dimensions shown on the plans. A minimum of 2 clamps shall be used at each intersection point between different sections of matting. Spaces between the concrete blocks and between the matting and boat ramp shall be filled with Joint Aggregate.

653-4.01 METHOD OF MEASUREMENT.

Articulated Concrete Mat will be measured by the square foot in place. Joint aggregate, Selected Material, Type A, and excavation for ACM shall be considered subsidiary to item 653(3) Articulated Concrete Mat and item AA1 653(3) Articulated Concrete Mat.

653-5.01 BASIS OF PAYMENT.

Articulated Concrete Mat shall be paid for at the contract unit price per square foot completed and accepted in final position. Compensation includes costs for labor, equipment, and materials such as joint aggregate, articulated concrete mat, geotextile, joint aggregate, Selected Material, Type A, and connection devices.

Payment will be made under:

Pay Item	Pay Unit
653(3) Articulated Concrete Mat	Square Foot
AA1 653(3) Articulated Concrete Mat	Square Foot

(03/04/10)PARKS-Special Provision

SPECIAL PROVISIONS

Kasilof River SRS

Riverbank Restoration

Project No. 73057-1

SECTION 726

TOPSOIL

726-2.01 TOPSOIL. Replace Item No. 1 with the following:

Reasonably free from roots, clods, hard clay, tall grass, brush, sticks, stuble or other litter, and be free-draining and non-toxic. Must be free of noxious weeds and invasive material.

Replace Item No. 3 with the following:

3. Grading Requirements:

TABLE 726-1

TOPSOIL REQUIREMENTS

REQUIREMENT	CLASS B
Sieve Designation	Percent Passing by Weight
3 in	100
1/2 in	-
No. 4	75-100
No.16	50-95
No. 200	20-80
Organic Content*	5% - 40%

*Determined by loss on ignition of oven dried sample in accordance with ALASKA FOP for AASHTO T 267

(01/01/03)PARKS-Special Provision

APPENDIX A

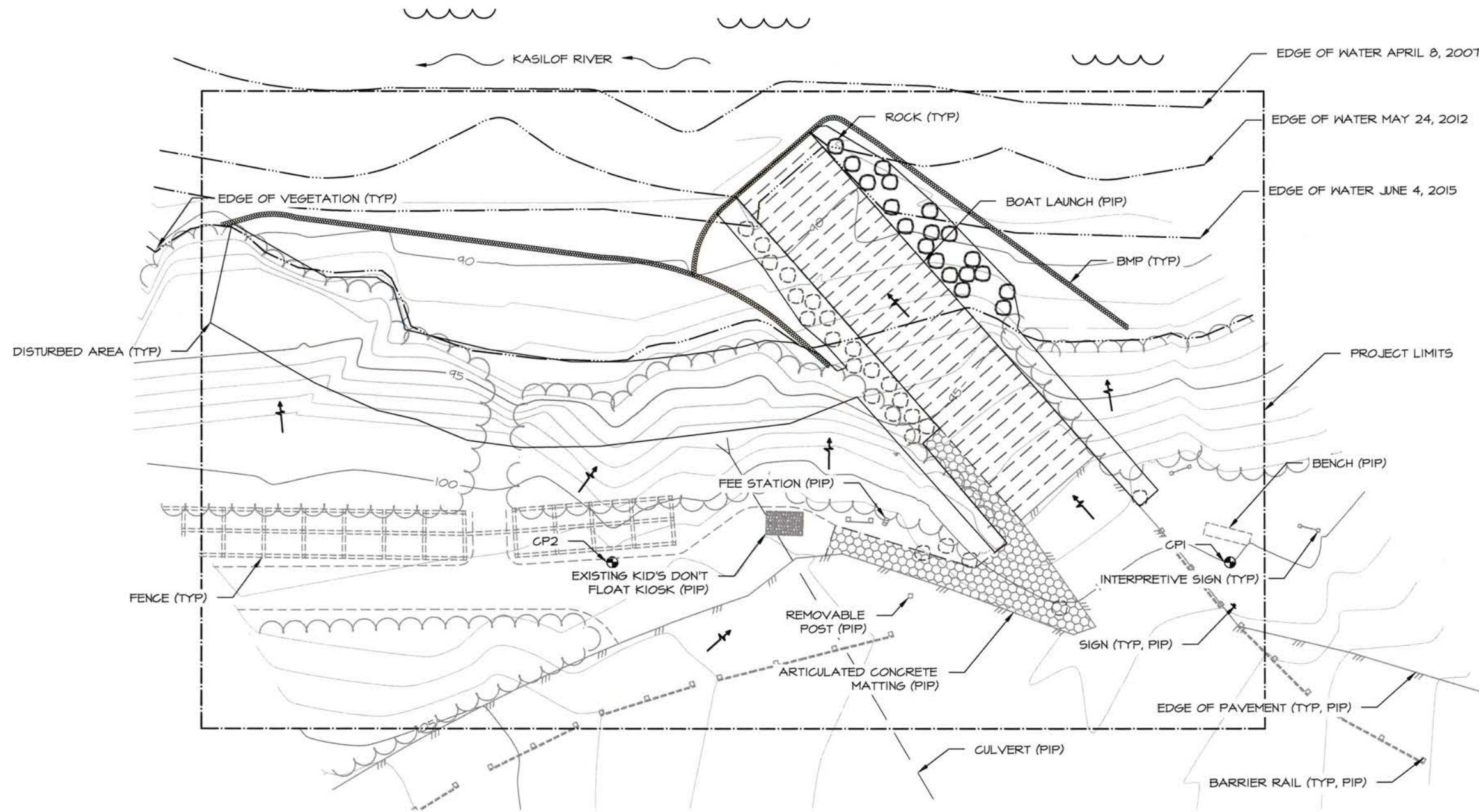
PERMITS

PERMIT DESCRIPTION	ISSUE DATE	EXPIRE DATE
Fish Habitat Permit Department of Fish & Game Permit No.	Pending	
Kenai Peninsula Borough Habitat Permit Permit No.	Pending	
Kenai Peninsula Borough Floodplain Permit Permit No.	Pending	
U.S. Army Corps of Engineer NWP 13: Bank Stabilization Permit No.	Pending	
U.S. Army Corps of Engineers 36: Boat Ramps Permit No.	Pending	


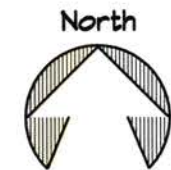
APPENDIX B EROSION AND SEDIMENT CONTROL PLAN (ESCP)

The Alaska Department of Natural Resources (ADNR) Division of Parks and Outdoor Recreation (DPOR) Design and Construction Section (D&C) has created this Erosion and Sediment Control Plan (ESCP). This ESCP shall be amended by the Contractor to incorporate the projects material source sites, HMCP, SPCC, and any other modification the contractor determines is necessary.

The Contractor shall use the attached ESCP to meet Alaska Department of Environmental Conservation requirements for construction.



ESCP KEY	
	STORM WATER FLOW
	DISTURBED AREAS
	WATER
	BMP



SITE DESCRIPTIONS

1. SITE FUNCTION: PARKING, BOAT LAUNCH, AND ACCESS TO KASILOF RIVER.
2. THIS PROJECT INCLUDES INSTALLATION OF A 100' ROOT WAD REVELTMENT, ARTICULATED CONCRETE MAT ADJACENT TO BOAT LAUNCH, RIVER ACCESS STAIRS, AND INSTALLATION OF AN LIGHT PENETRATING ELEVATED WALKWAY.
3. PROJECT AREA = 2,000 SQUARE YARDS
4. PROJECTED DISTURBED AREA = 250 SQUARE YARDS
5. PERCENTAGE IMPERVIOUS AREA BEFORE CONSTRUCTION = 12.5%
6. RUNOFF COEFFICIENT BEFORE CONSTRUCTION = 0.55
7. PERCENTAGE IMPERVIOUS AFTER CONSTRUCTION = 16%
8. RUNOFF COEFFICIENT BEFORE CONSTRUCTION = 0.55
9. MATERIAL SITES: CONCRETE AND BORROW WILL BE OBTAINED BY CONTRACTOR FURNISHED SITES.

ENVIRONMENTAL INFORMATION

1. RECEIVING WATER BODIES: KASILOF RIVER
2. IMPAIRED WATER BODIES: NONE
3. TOTAL MAXIMUM DAILY LOAD (TMDL) WATERS: NONE
4. THREATENED AND ENDANGERED SPECIES (ESA): NONE KNOWN
5. HISTORIC IMPACTS: NONE KNOWN
6. MIGRATORY BIRD TREATY ACT: CLEARING & GRUBBING COMPLETED BEFORE MAY 1, 2016
7. CONTACT THE PROJECT ENGINEER WITH ADDITIONAL QUESTIONS/CONCERNS REGARDING ENVIRONMENTAL MATTERS.

ASSUMED CONSTRUCTION SEQUENCE

1. INSTALL BMPS
2. CLEARING AND GRUBBING (BEFORE MAY 1, 2016)
3. INSTALL ROOTWAD REVELTMENT (BEFORE MAY 15, 2016)
4. INSTALL ELP WALKWAY
5. STABILIZE SITE
6. REMOVE BMPS

EROSION AND SEDIMENT POLLUTION CONTROL PLAN (ESCP) NOTES:

1. THIS DOCUMENT IS A GENERAL PLAN FOR GUIDING THE DEVELOPMENT OF THE CONTRACTOR'S PLANS REQUIRED UNDER SECTION 641 OF THE SPECIFICATIONS.
2. SEDIMENT AND CONTROL MEASURES AND TEMPORARY EROSION CONTROL FEATURES SHALL BE BASED ON BEST MANAGEMENT PRACTICES (BMPs) AS CONTAINED IN THE DEPARTMENT OF TRANSPORTATION AND PUBLIC FACILITIES' MANUAL "CONTRACTOR GUIDANCE FOR PREPARING AND EXECUTING STORMWATER POLLUTION PREVENTION PLANS."
3. THE CONTRACTOR SHALL IDENTIFY ALL OPERATIONAL CULVERTS AND STORMDRAINS IN THE PROJECT THAT WILL BE IMPACTED BY STORMWATER FROM PROJECT ACTIVITIES. THE CONTRACTOR SHALL PROVIDE INLET AND OUTLET PROTECT FOR THOSE CULVERTS AND STORMDRAINS.
4. THE CONTRACTOR SHALL MINIMIZE THE AMOUNT OF DISTURBED AREA OPEN TO EROSION AT ONE TIME.
5. EROSION AND SEDIMENT CONTROL BMPs SHALL BE INSTALLED WITHIN 14 DAYS IN AREAS WHERE EARTHWORK DISTURBANCE HAS TEMPORARILY OR PERMANENTLY CEASED.
6. PROVIDE PERIMETER CONTROLS IN AREAS NOT SHOWN ON THE PLANS AS NEEDED TO PREVENT SEDIMENT FROM LEAVING THE PROJECT AREA.



APPENDIX C MASTER MATERIAL CERTIFICATION LIST (MCL)

MATERIALS CERTIFICATION LIST

Specifications	Construction			Design			Statewide	Manufacturer/ Remarks
	Approved Products List	Project Engineer	QA/Materials Engineer	Design Engineer	Bridge Engineer	Traffic Engineer	State Materials Engineer	

Project Name	KASILOF RIVER SRS RIVERBANK RESTORATION
Project Number	73057-1
Project Engineer Signature	

505 PILING

Pile Material	505-2.01							
Pile Driving Plan	505-3.01							

621 PLANTING TREES & SHRUBS

Vegetative Mat	621-2.01							
Root Wad	621-2.02							
Topsoil	621-2.03							
Biodegradable Fabric Wrap	621-2.04							
Porous Backfill	621-2.05							
Geotextile	621-2.06							
Brush Layering	621-2.07							

641 ESPC

ESCP	641-2.01							
HMCP	641-2.02							
SPCC	641-2.03							

643 TRAFFIC CONTROL DEVICES

Traffic Control Plan	643-1.03							
Traffic Control Devices	643-2.01							
Signs	643-2.01							
Plastic Safety Fence	643-2.01							

650 PARK FACILITIES - GENERAL

Structural Steel	650-2.02							
Galvanizing	650-2.03							
Treated Lumber	650-2.05							
Recycled Plastic Lumber	650-2.06							
Fasteners	650-2.07							

Specifications	Construction			Design			Statewide	Manufacturer/ Remarks
	Approved Products List	Project Engineer	QA/Materials Engineer	Design Engineer	Bridge Engineer	Traffic Engineer	State Materials Engineer	

Paint

- Semi-Transparent Oil Stain
- Metal Primer Paint
- Enamel Paint
- End Cut Preservative
- Structural Stainless Steel
- Stainless Steel Cable
- Aluminum
- Fiberglass Grating
- Shop Drawings

650-2.08								
650-2.08								
650-2.08								
650-2.08								
650-2.09								
650-2.10								
650-2.11								
650-2.12								
650-2.13								

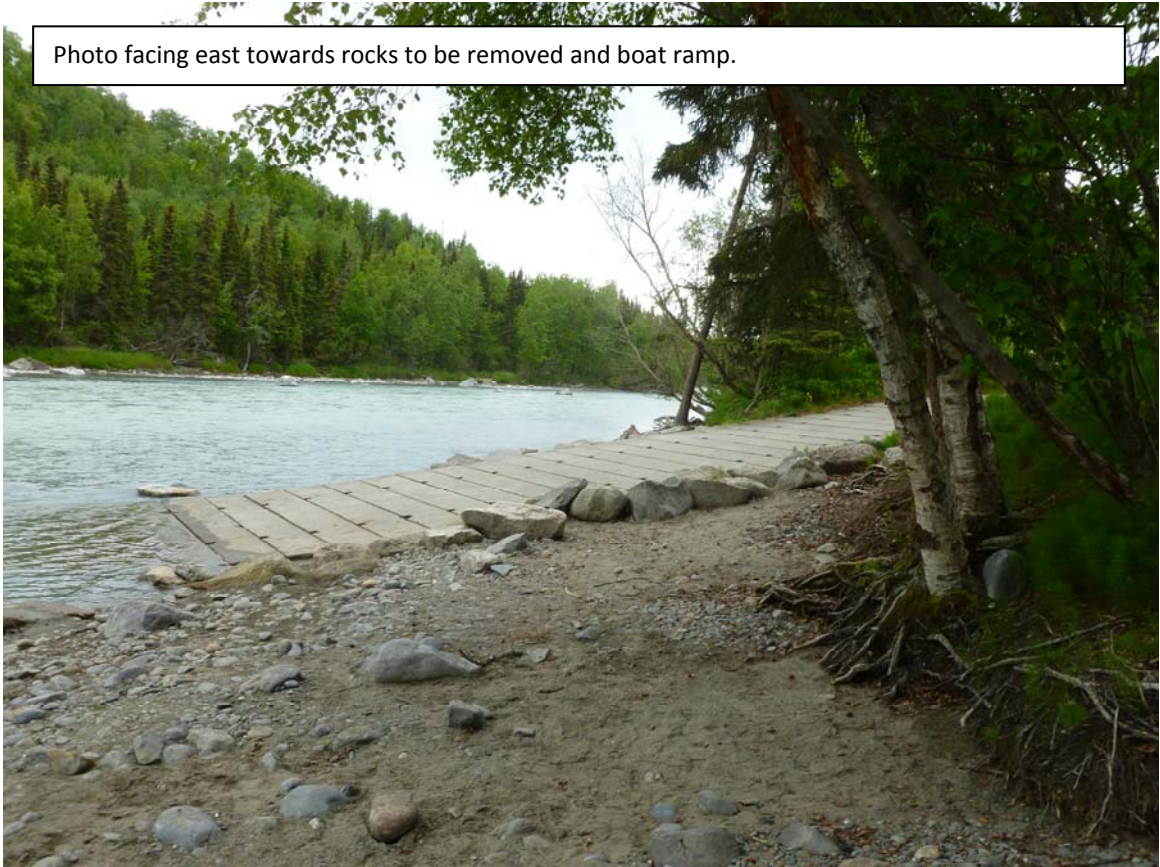
653 ARTICULATED CONCRETE MAT

- Aggregates
- Concrete
- Reinforcing Steel
- Geotextile
- Cables
- Fittings
- Articulated Concrete Mat

653-2.01								
653-2.02								
653-2.03								
650-2.06								
653-2.07								
653-2.08								
653-2.09								

APPENDIX D SITE PHOTOS

Photo facing east towards rocks to be removed and boat ramp.



View facing northwest down boat ramp towards rocks to be removed with ACM on left.



ACM at the top of the boat ramp facing west. Rocks on right side to be removed.




Boat ramp straight ahead.



Boat mooring area, ordinary high water at edge of roots.



Facing north towards boat ramp and rocks to be removed.



On left, rocks to be rearranged or removed on east side of boat ramp.



