

PVC

Cellular (Foam Core) Pipe & PVC DWV Fitting System

SCOPE

This specification covers PVC cellular (foam core) pipe PVC DWV fittings used in sanitary drain, waste and vent (DWV), sewer, and storm drainage applications. This system is intended for use in non-pressure applications where the operating temperature will not exceed 140°F.

SPECIFICATION

Pipe shall be manufactured from virgin rigid PVC (polyvinyl chloride) vinyl compounds with a cell class of 11432 as identified in ASTM D 4396. Fittings shall be manufactured from virgin rigid PVC (polyvinyl chloride) vinyl compounds with cell class of 12454 as identified in ASTM D 1784.

PVC cellular core pipe shall be Iron Pipe Size (IPS) conforming to ASTM F 891. Injection molded PVC DWV fittings shall conform to ASTM D 2665. Fabricated PVC DWV fittings shall conform to ASTM F 1866. All systems shall utilize a separate waste and vent system. All pipe fittings shall be manufactured in the United States. Pipe and fittings shall conform to NSF International Standard 14.



INSTALLATION

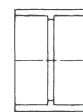
Installation shall comply with the latest installation instructions and shall conform to all applicable plumbing, fire, and building code requirements. Buried pipe shall be installed in accordance with ASTM D 2321. Solvent cement joints shall be made in a two-step process with primer conforming to ASTM F 656 and solvent cement conforming to ASTM D 2564. The system shall be protected from chemical agents, fire-stopping materials, thread sealant, plasticized-vinyl products or other aggressive chemical agents not compatible with PVC compounds. The system shall be hydrostatically tested after installation.

WARNING! Never test with or transport/store compressed air or gas in PVC pipe or fittings. Doing so can result in explosive failures and cause severe injury or death.

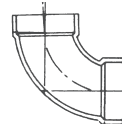
REFERENCED STANDARDS

- ASTM D 4396:** Compounds for Cellular Core
- ASTM F 891:** Co-extruded PVC Pipe with Cellular Core
- ASTM D 2665:** PVC Drain, Waste and Vent Fitting
- ASTM D 2564:** Solvent Cements for PVC Pipe and Fittings
- ASTM F 2321:** Underground Installation of Thermoplastic Pipe (non-pressure applications)
- ASTM F 1668:** Procedures for Buried Plastic Pipe
- ASTM F 1866:** Fabricated PVC DWV Fittings
- NSF Standard 14:** Plastic Piping Components and Related Materials

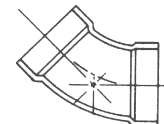
| PVC Foam Core Pipe | | | | |
|---|---|---------------|-----------------|---|
|  | PVC Schedule 40 DWV Pipe (For Non-Pressure Applications) | | |  |
| NOM. SIZE | QTY PER SKID | AVG. OD (IN.) | MIN. WALL (IN.) | WT. PER 100 Ft. (LBS.) |
| 1-½" x 10' | 1650' | 1.900 | 0.145 | 32.3 |
| 1-½" x 20' | 3300' | 1.900 | 0.145 | 32.3 |
| 2" x 10' | 1110' | 2.375 | 0.154 | 43.9 |
| 2" x 20' | 2220' | 2.375 | 0.154 | 43.9 |
| 3" x 10' | 1040' | 3.500 | 0.216 | 89.7 |
| 3" x 20' | 920' | 3.500 | 0.216 | 89.7 |
| 4" x 10' | 600' | 4.500 | 0.237 | 123.8 |
| 4" x 20' | 1200' | 4.500 | 0.237 | 123.8 |
| 6" x 10' | 330' | 6.625 | 0.280 | 235.0 |
| 6" x 20' | 660' | 6.625 | 0.280 | 235.0 |
| 8" x 20' | 360' | 8.625 | 0.322 | 371.0 |
| 10" x 20' | 220' | 10.750 | 0.365 | 566.3 |
| 12" x 10' | 120' | 12.750 | 0.406 | 700.0 |



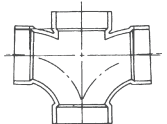
Coupling



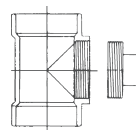
Quarter Bend



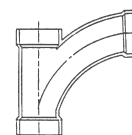
Eighth Bend



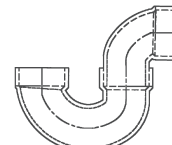
Double Sanitary Tee



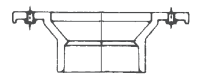
Cleanout Tee w/Plug



Combination Wye & Eighth Bend



P-Trap



Closet Flange

Not all fitting patterns shown