



Accord®
60" x 30" bath w/ AIP backerboard
71141116



Features

- 15" (381 mm) apron.
- Aging in Place backerboards.
- Must be installed with Accord wall set (71244106)

Material


- Made from solid Vikrell® material for strength, durability, and lasting beauty.

Installation

- Alcove.
- Left drain.

Recommended Products/Accessories

- 5425-57 Frameless sliding bath door
- 5425-59 Frameless sliding bath door
- 5905-59 Framed sliding bath door
- 5906-59 Framed sliding bath door
- 5907-59 Framed sliding bath door
- 542808-59 Frameless sliding bath door
- 581005-59 Frameless sliding bath door
- 80001012 12" straight grab bar
- 80001018 18" straight grab bar
- 80001024 24" straight grab bar
- 80011032 32" straight grab bar
- 80001036 36" straight grab bar
- VA-80172 30" x 35" window trim kit
- 71147103 30" tile bath/shower w/ADA-adaptable grab bar kit
- 71147104 30" bath seat kit
- K-23726 Drain treatment
- K-23733 Vikrell® cleaner



Codes/Standards



CSA B45.5/IAPMO Z124
ASTM E162
ASTM E662

Warranty – Bathing Fixtures (and) Kitchen and Utility Sinks Made of Solid Vikrell® Material

See website for detailed warranty information.

Available Colors/Finishes

Color tiles intended for reference only.

Color	Code	Description
	0	White
	96	KOHLER Biscuit

1-800-STERLING (1-800-783-7546)

Kohler Co. reserves the right to make revisions without notice to product specifications.

For the most current Specification Sheet, go to www.sterlingplumbing.com.



Accord®
60" x 30" bath w/ AIP backerboard
71141116

No image available.
This product is a component and not intended to be a standalone installation.

Technical Information

All product dimensions are nominal.

Installation: Three-wall alcove
Drain location: Left
Maximum door width: 56-3/4" (1441 mm)

Notes

Install this product according to the installation instructions.

Product is designed to be used with a single-hole mixer valve with an escutcheon cover not to exceed 7-3/4" (197 mm) in width.

Bath cannot be installed without the wall surround.

Width of back wall at top transitions from 60" (1524 mm) at the front to 59-3/8" (1508 mm) in the back corners. Furring strips approximately 1/4" (6 mm) thick should be used at the back corner studs if drywall is to be installed over the nailing flange.