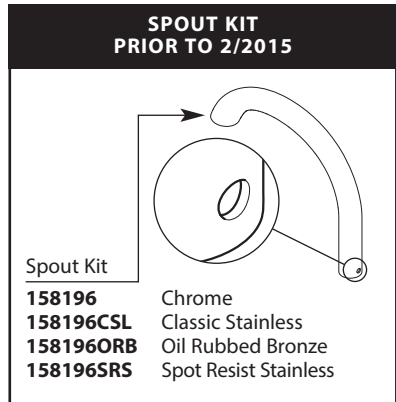


☒ **Order by Part Number**

## WOODMERE™ Bar Faucet

<b><u>MODEL</u></b>	<b><u>TYPE</u></b>	<b><u>FINISH</u></b>
S6208C	Lever	Chrome
S6208CSL	Lever	Classic Stainless
S6208ORB	Lever	Oil Rubbed Bronze
S6208SRS	Lever	Spot Resist Stainless





Buy it for looks. Buy it for life.®

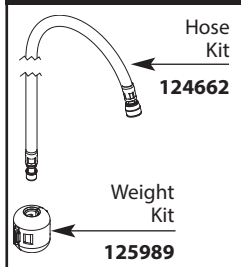
# Illustrated Parts

## WOODMERE™ Bar Faucet

MODEL	TYPE	FINISH
S6208C	Lever	Chrome
S6208CSL	Lever	Classic Stainless
S6208ORB	Lever	Oil Rubbed Bronze

### Order by Part Number

#### HOSE/HOSE WEIGHT PRIOR TO 6/2011



Wand Screen and  
O-ring Kit (2.2 gpm)

**141025**

Wand Screen and  
O-ring Kit (1.5 gpm)

**158550**

#### HANDLE PLUG BUTTON PRIOR TO 1/2011



Wand Kit (2.2 gpm)

<b>118298</b>	Chrome
<b>118298CSL</b>	Classic Stainless
<b>118298ORB</b>	Oil Rubbed Bronze

Wand Kit (1.5 gpm)

<b>161153</b>	Chrome
<b>161153CSL</b>	Classic Stainless
<b>161153ORB</b>	Oil Rubbed Bronze

Handle Kit

<b>146712</b>	Chrome
<b>146712CSL</b>	Classic Stainless
<b>146712ORB</b>	Oil Rubbed Bronze

Spout Kit

<b>158196</b>	Chrome
<b>158196CSL</b>	Classic Stainless
<b>158196ORB</b>	Oil Rubbed Bronze

Cartridge, Cartridge Nut and Set Screw

**1255**

Set Screw

**155023**

Plug Button

<b>152859</b>	Chrome
<b>152859CSL</b>	Classic Stainless
<b>152859ORB</b>	Oil Rubbed Bronze

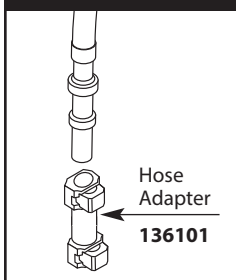
Dome Kit

<b>141797</b>	Chrome
<b>141797CSL</b>	Classic Stainless
<b>141797ORB</b>	Oil Rubbed Bronze

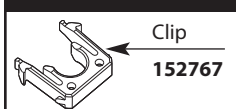
Cartridge Nut  
Note: Must change  
nut with cartridge

**144266**

#### QUICK CONNECTION PRIOR TO 12/2009



#### HOSE ADAPTER CLIP



Installation Tool

**118305**

Mounting  
Hardware

**113173**

