

Features

- 27-inch minimum base cabinet width.
- Single bowl.
- 7-3/4-inch depth.
- Three faucet holes with one accessory hole to the right.

Material

- KOHLER® enameled cast iron.

Installation

- Top-mount

Recommended Products/Accessories

- K-9000 P-Trap
- K-6003 Sink Rack
- K-6539 Drainboard with Sink Rack
- K-6377 Sponge Caddy
- K-6378 Kitchen Brush Caddy
- K-6379 Kitchen Squeegee
- K-6382 Disinfecting Wipes Dispenser
- K-6383 Soap Dispenser
- K-8618 Paper Towel Holder
- K-8619 Flexible Kitchen Mat
- K-8624 Dish Scraper
- K-8801 Sink Strainer
- K-8799 Sink Strainer



Codes/Standards








ASME A112.19.1/CSA B45.2

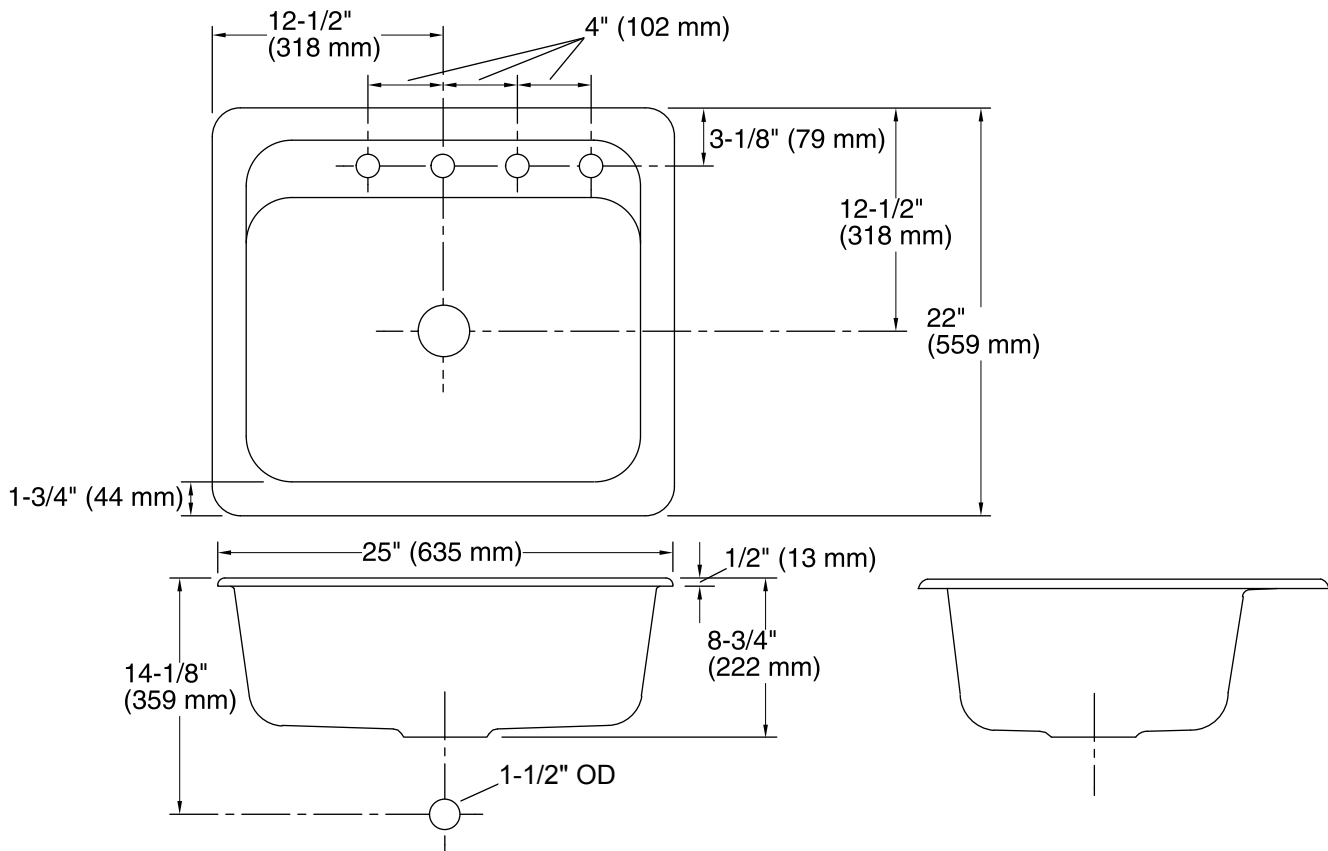
KOHLER® Enameled Cast Iron Kitchen Sink Lifetime Limited Warranty

See website for detailed warranty information.

Available Colors/Finishes

Color tiles intended for reference only.

| Color | Code | Description |
|--|------|-----------------|
|  | 0 | White |
|  | 96 | Biscuit |
|  | 47 | Almond |
|  | R1 | Roussillon™ Red |
|  | 30 | Iron Cobalt |
|  | FP | Caviar |
|  | 7 | Black Black™ |



Technical Information

All product dimensions are nominal.

| | |
|--------------------------|--|
| Bowl configuration: | Single |
| Installation: | Top-mount |
| Cutout: | Top-mount, 23-3/4" x 20-3/4" (603 mm x 527 mm) with 1" (25 mm) radius corners |
| Min. base cabinet width: | 27" (686 mm) |
| Bowl area: | Length: 22" (559 mm) Width: 15" (381 mm) Bowl depth: 7-3/4" (197 mm) Water depth: 7-3/4" (197 mm) |
| Number of deck holes: | 4 |
| Faucet hole spacing: | 4" (102 mm) |
| Faucet hole(s): | 1-3/8" (35 mm) |
| Drain hole: | 3-5/8" (92 mm) |

Notes

Install this product according to the installation instructions.