



## Iron/Impressions®

### Vanity-top Bathroom Sink

#### K-3052-1

#### Features

- Single faucet hole.
- Elongated oval basin.
- Combines with standard 42-inch vanities to create a complete sink.

#### Material

- KOHLER® enameled cast iron.

#### Installation

- Vanity top.

#### Recommended Products/Accessories

K-9018 P-Trap  
K-23726 Drain treatment  
K-23725 Cast iron cleaner



#### Codes/Standards












ASME A112.19.1/CSA B45.2

#### Lifetime Limited Warranty for KOHLER® Cast Iron Components

See website for detailed warranty information.

#### Available Colors/Finishes

*Color tiles intended for reference only.*

Color	Code	Description
	0	White
	FF	Sea Salt™
	96	Biscuit
	FD	Cane Sugar™
	NY	Dune
	55	Innocent Blush™
	95	Ice™ Grey
	G9	Sandbar
	FT	Basalt
	KA	Black 'n Tan
	7	Black Black™
	GRL	Grey Lavender
	DGB	Indigo Blue
	PLM	Black Plum

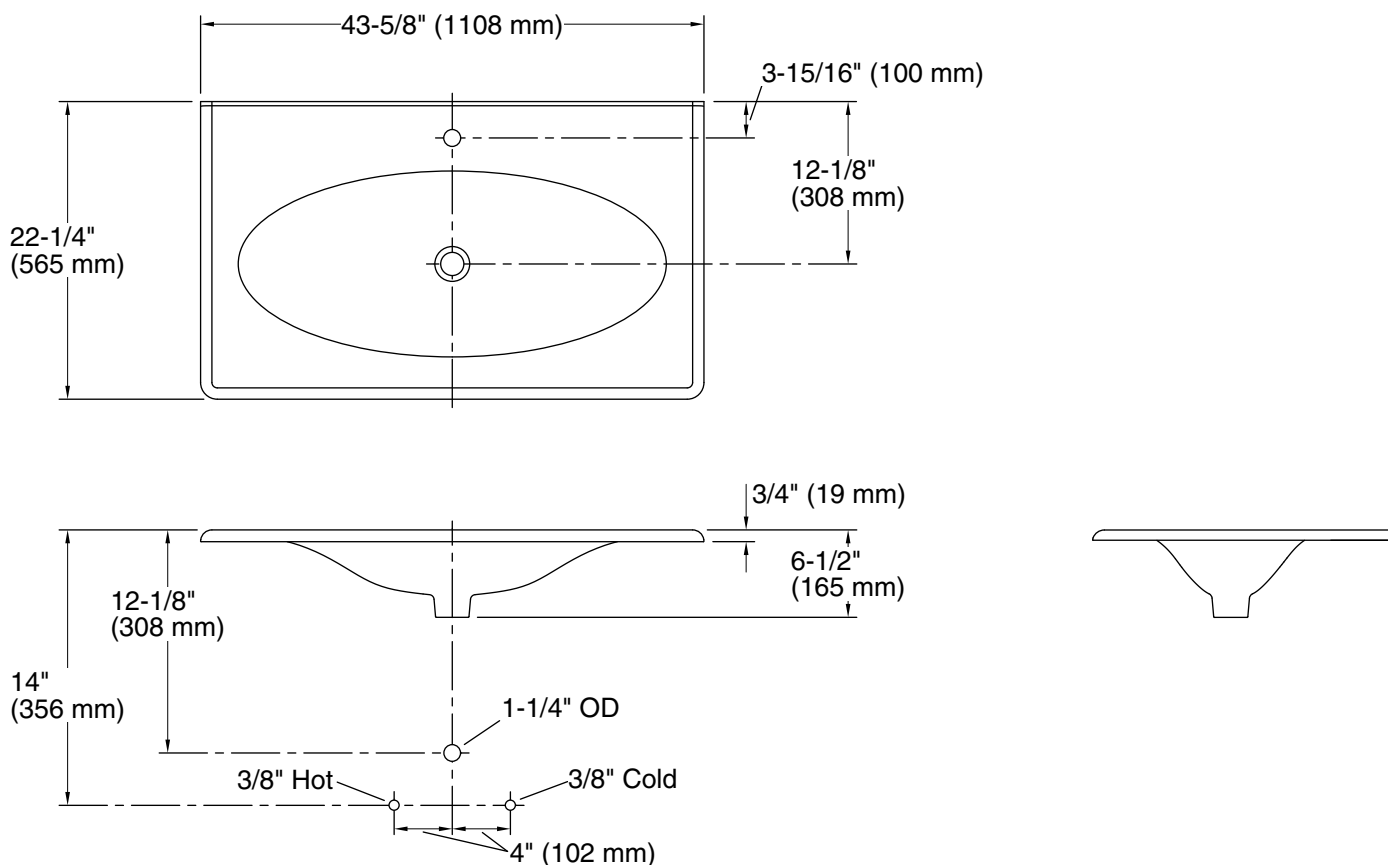
1-800-4KOHLER (1-800-456-4537)

Kohler Co. reserves the right to make revisions without notice to product specifications.

For the most current Specification Sheet, go to [www.kohler.com](http://www.kohler.com).

9-2-2020 13:25 - US/CA

THE BOLD LOOK  
OF **KOHLER**®



### Technical Information

All product dimensions are nominal.

Bowl configuration: Single

Installation: Vanity top/ITB

Bowl area (Only): Length: 32" (813 mm)  
Width: 13-7/8" (352 mm)  
Water depth: 4-1/2" (114 mm)

Number of deck holes: 1

Faucet hole(s): 1-3/8" (35 mm)

Drain hole: 1-3/4" (44 mm)

### Notes

Install this product according to the installation instructions.

NOTE: When selecting a faucet for this bathroom sink, ensure the faucet has a spout reach of 4-1/2" (114 mm) to 5" (127 mm) and has a spout height of 3" (76 mm) to 6" (152 mm).

Product does not have an overflow.