

## Features

- Includes face plate with handle.
- Single handle controls both on/off activation and temperature setting.
- Supplied with ADA compliant metal lever handle.
- Complements Devonshire faucets and accessories.

## Material

- Premium material construction with metal handle ensures reliability and durability.
- KOHLER finishes resist corrosion and tarnishing.

## Installation

- Trim only; requires valve to complete installation (sold separately).

## Required Products/Accessories

- K-2971-KS 3/4" Pressure-balancing Valve  
or  
K-304-CS Pressure-balancing Valve With Stops  
or  
K-304-CX Pressure-balancing Valve Less Stops  
or  
K-304-K Pressure-balancing Valve Less Stops  
or  
K-304-KS Pressure-balancing Valve With Stops  
or  
K-304-PS Pressure-balancing Valve With Stops  
or  
K-304-PX Pressure-balancing Valve Less Steps  
or  
K-304-US Pressure-balancing Valve With Stops  
or  
K-304-UX Pressure-balancing Valve Less Stops  
or  
K-P304-CS Pressure-balancing Valve With Stops  
or  
K-P304-CX Pressure-balancing Valve Less Stops  
or  
K-P304-K Pressure-balancing Valve Less Stops  
or  
K-P304-KS Pressure-balancing Valve With Stops  
or  
K-P304-PS Pressure-balancing Valve With Stops  
or  
K-P304-PX Pressure-balancing Valve Less Stops  
or  
K-P304-UX Pressure-balancing Valve Less Stops  
or  
K-P304-US Pressure-balancing Valve With Stops  
or  
K-8304-K Valve Body & Cartridge Kit Complete



**ADA** **CSA B651** **OBC**

## Codes/Standards






ASME A112.18.1/CSA B125.1  
ADA  
ICC/ANSI A117.1  
CSA B651  
OBC

## KOHLER® Faucet Lifetime Limited Warranty

See website for detailed warranty information.

## Available Colors/Finishes

*Color tiles intended for reference only.*

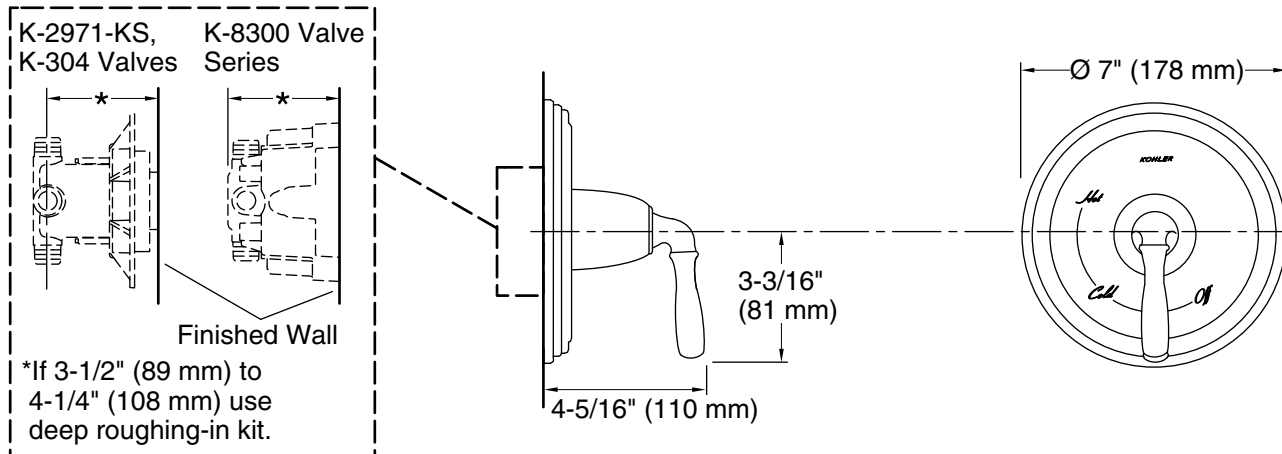
Color	Code	Description
	CP	Polished Chrome
	PB	Vibrant® Polished Brass
	BN	Vibrant® Brushed Nickel
	BV	Vibrant® Brushed Bronze
	2BZ	Oil-Rubbed Bronze

1-800-4KOHLER (1-800-456-4537)

Kohler Co. reserves the right to make revisions without notice to product specifications.

For the most current Specification Sheet, go to [www.kohler.com](http://www.kohler.com).

THE BOLD LOOK  
OF **KOHLER®**



## Technical Information

All product dimensions are nominal.

## Notes

Install the product according to the installation guide.

NOTICE: Risk of product damage. Long screws for installing trim can damage the K-2971-KS valve. Consult the trim installation guide to verify if the thin wall installation kit (88526) is needed.

ADA, OBC, CSA B651 compliant when installed to the specific requirements of these regulations.