

Features

- Single Industrial handle controls flow to outlets.
- Coordinates with Components faucets, accessories, and showering components to complete your bathroom.

Material

- Premium material construction with metal handle ensures reliability and durability.
- KOHLER finishes resist corrosion and tarnishing.

Technology

- Patented K-joint installation technology ensures consistent trim appearance, regardless of variability in valve rough-in.

Installation

- Wall-mount.

Required Products/Accessories

K-728-K 3/4" Two- or Three-Way Transfer Valve

or

K-737-K 3/4" Two- or Three-Way Diverter Valve

Recommended Products/Accessories

K-23723 Faucet cleaner

Included Components

Additional Components:

ADA-compliant metal Industrial handle
Faceplate



Codes/Standards





ASME A112.18.1/CSA B125.1

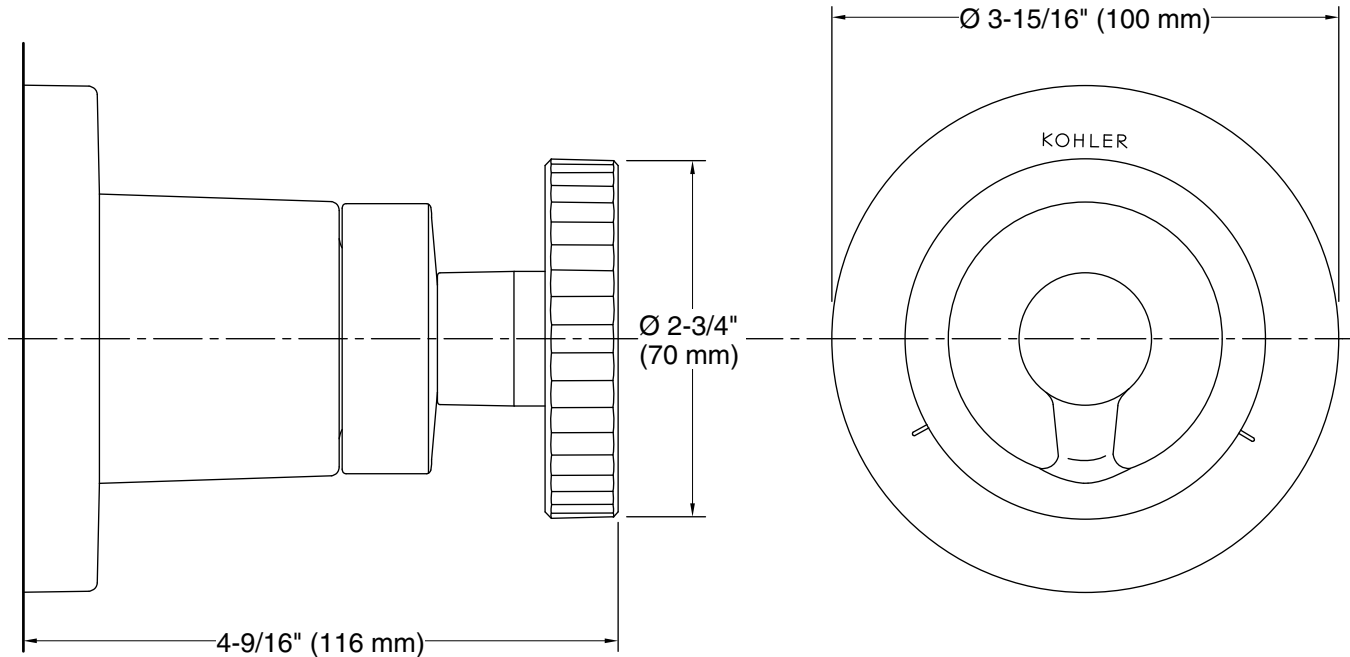
KOHLER® Faucet Lifetime Limited Warranty

See website for detailed warranty information.

Available Colors/Finishes

Color tiles intended for reference only.

Color	Code	Description
	CP	Polished Chrome
	BN	Vibrant® Brushed Nickel
	BL	Matte Black
	2MB	Vibrant® Brushed Moderne Brass



Technical Information

All product dimensions are nominal.

Drain included: No

Notes

Install this product according to the installation instructions.