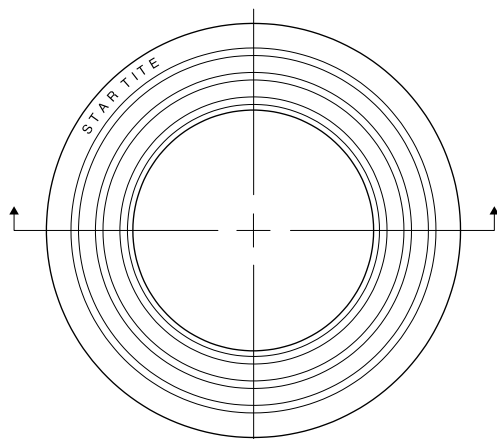




Star-Tite™ Flanged Gasket

3" to 36", Ring Style



TOP VIEW



SECTION VIEW

INTRODUCTION

Historically, flat red rubber gaskets have been used for sealing flanged joints. These gaskets may not have NSF/ANSI 61 or NSF/ANSI 372 certification and do not qualify for higher ratings in standards such as ANSI/AWWA C110/A21.10. The Star-Tite™ flanged gasket is a specially designed gasket that qualifies for the higher rating. It also is listed by UL as satisfying both NSF/ANSI 61 and NSF/ANSI 372 requirements for potability.



LOWER TORQUE

The Star-Tite™ Ring Gasket has about one half the area to compress when compared to a full face gasket, which results in a reduction of the torque required to achieve a proper seal. In addition, the Star-Tite™ Ring Gasket incorporates three bulbs that are molded into the gasket, a geometry that improves the performance when compared to a typical flat full face red rubber gasket.

HIGHER PERFORMANCE

AWWA standard ANSI/AWWA C110/A21.10 describes specially designed gaskets as follows:

Also available for most sizes are specially designed gaskets, either ring or full-face, using one or more annular rings molded into the gasket to improve the gasket performance.

Appendix A, Section A.2, Gaskets

Footnotes below the pressure rating tables in ANSI/AWWA C110/A21.10 for flanged fittings allow the rating of flanged fittings that use these special gaskets to be 350 psi in sizes 24-inch and less. The Star-Tite™ gasket qualifies as one of these special gasket designs. When normal flat full face red rubber gaskets are used, the rating is 250 psi.

The bulb type rings on the Star-Tite™ ring gasket allow the gasket material to compress in three localized areas of the flange. The inner bulb is located inside the tapered pipe thread that is typical with fabricated pipe. This creates a pressure boundary that prevents leakage through the threaded connection, which is shown in Figure 1 on the next page. The outer two bulbs better accommodate minor misalignment that occasionally occurs when flat surfaces are mated together.



Star-Tite™ Flanged Gasket

3" to 36", Ring Style

TECHNICAL INFORMATION

Figure 1.

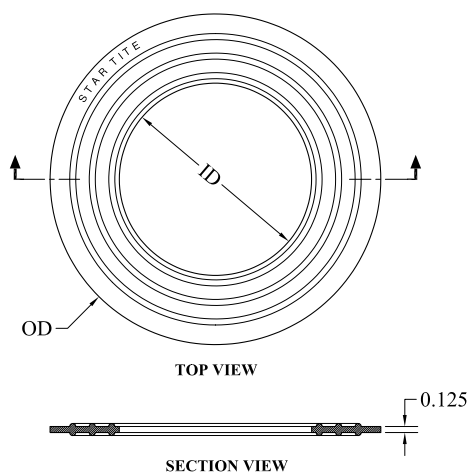
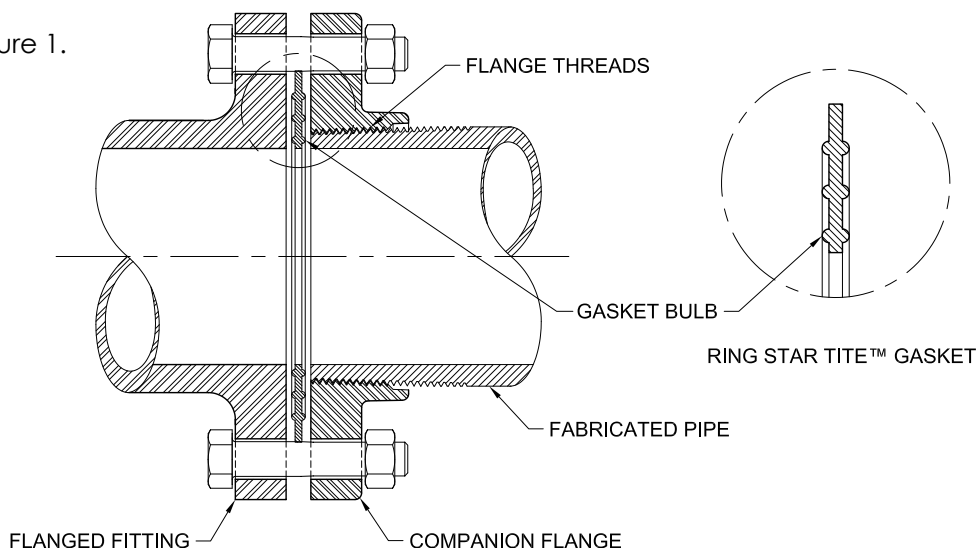


Table 1 - FLANGE ACCESSORY PACKS C111/A.21.11*

NOM. SIZE	ID	OD	BOLTS	BOLTS (QTY)	MAX PRESSURE RATING (PSI)	BOLT TORQUE (FT-LB)	APPROX. WT. (LBS)
3	3.000	5.375	5/8 x 2 1/2	4	350	110	2
4	4.000	6.875	5/8 x 3	8	350	110	4
6	6.000	8.750	3/4 x 3 1/2	8	350	110	5
8	8.000	11.000	3/4 x 3 1/2	8	350	110	5
10	10.000	13.375	7/8 x 4	12	350	130	12
12	12.000	16.125	7/8 x 4	12	350	130	13
14	14.000	17.750	1 x 4 1/2	12	350	150	19
16	16.000	20.250	1 x 4 1/2	16	350	160	25
18	18.000	21.625	1 1/8 x 5	16	350	180	36
20	20.000	23.875	1 1/8 x 5	20	350	200	45
24	24.000	28.250	1 1/4 x 5 1/2	20	350	220	61
30	30.000	34.750	1 1/4 x 6 1/2	28	250	140	94
36	36.000	41.250	1 1/2 x 7	32	250	160	172

*All dimensions in inches except where indicated.

GENERAL SPECIFICATIONS

HEX BOLTS:	Per ANSI/ASME B18.2.1- Material per ASTM A307 Grade B, Zinc Plated
HEX NUTS:	Per ANSI/ASME B18.2.2 - Material per ASTM A563 Grade A or B, Zinc Plated
GASKET MATERIAL:	Vulcanized Styrene Butadiene Rubber (SBR)
DIMENSIONS:	Refer to Table 1 above or FAH03-36RG submittal drawing number A6531.
CERTIFICATIONS:	UL listed to NSF/ANSI 61 and NSF/ANSI 372 for potability.
PRESSURE RATING:	350 psi for sizes 3" to 24"; 250 psi for sizes 30" to 36".