

Inverter Driven Heat Pump

9,000 BTU Single Zone Split Terminal Heat Pump

Job Name _____
 Location _____
 Engineer _____
 Submitted To _____
 Submitted By _____
 Reference _____

Date _____
 Approval _____
 Construction _____
 Unit No _____
 Drawing No _____

PRODUCT FEATURES

- Auto Changeover
- 24 hr. Timer
- Auto Louver: Up/Down
- Minimum Heat Mode
- Wireless Remote Control Included
- Economy Mode
- Auto Fan Mode



MODEL NUMBERS			
Indoor Unit	ASUH09LMAS		
Outdoor Unit	AOUH09LEAS1		
System	09LEAS1		
EFFICIENCIES			
SEER			21.3
SEER 2			21.3
EER			12.5
EER 2			12.5
HSPF			11.1
HSPF 2 (IV) / HSPF 2 (V)			10/7.8
COP	kW/kW	4.04	
COP	Btu/hW	13.8	
COP2	kW/kW	4.04	
COP2	Btu/hW	13.8	
OUTDOOR TEMPERATURE OPERATION RANGE			
Cooling	*F(°C)	14 to 115 (-10 to 46)	
Heating*		*5 to 75 (-15 to 24)	
CAPACITIES			
Cooling	Rated	Btu/h	9000
	Min.-Max.		3,070-9,900
Heating	Rated	Btu/h	10900
	Min.-Max.		3,070-13,000
LINESET REQUIREMENTS			
Connection Method	Flare		
Liquid	in (mm)	Ø 1/4 (Ø 6.35)	
Gas		Ø 3/8 (Ø 9.52)	
Pre-charge length	ft (m)	25 (7.5)	
Minimum Length		6.6 (2)	
Max. length		25 (7.5)	
Max. height difference		10 (3.0)	
INDOOR DIMENSIONS & WEIGHT			
Net (H x W x D)	in (mm)	10-5/8 x 32-13/16 x 8-3/4 (270 x 834 x 222)	
Gross (H x W x D)		10-7/8 x 36 x 13-1/16 (277 x 914 x 332)	
Net Weight	lb (kg)	22 (10)	
Gross Weight		29 (13)	
OUTDOOR DIMENSIONS & WEIGHT			
Net (H x W x D)	in (mm)	14-5/16 x 19-11/16 x 19-5/16 (363 x 500 x 490)	
Gross (H x W x D)		19-1/8 x 23-15/16 x 26-3/16 (485 x 608 x 665)	
Net Weight	lb (kg)	62 (28)	
Gross Weight		73 (33)	

* System continues to operate below rated outdoor operation temperature range, subject to varying conditions. System has no low temperature cut out. Capacity is not tested outside of the rated temperature range.

Warranty Information



7 Year Compressor, 5 Year Parts out-of-the-box Warranty



10 Year Compressor, 10 Year Parts Warranty when registered within 60 days of installation in a residence



12 Year Compressor, 12 Year Parts Warranty when registered within 60 days of installation in a residence, and installed by a Fujitsu Elite contractor

ACCESSORIES

UTY-RNRUZ*	Wired Remote Controller
UTY-RSRY	Simple Remote Controller
UTY-RHRY	Simple Remote Controller
UTY-XWZX	External Connect Kit
UTY-XWZXZ5	External Connect Kit
UTY-XCSXZ2	External Input and Output PCB
UTY-TWRXZ2	Communication Kit
UTY-TFSXF1	Wireless LAN adapter
FJ-AC-BAC-1L	BACnet Gateway
FJ-AC-WIFI-1	Intesis Wi-Fi Adapter
UTZ-WUZA-C / UTZ-WUZB-C	Wall Sleeve



This system combination is Energy Star qualified



+App available in Apple® App Store and Google® Play Store.



Due to continuous product improvements, specifications are subject to change without notice. Please log in to the Fujitsu Portal for the most up-to-date documentation <https://connect.fujitsugeneral.com>

Effective Date: 05/07/2024

Fujitsu General America, Inc. • 342 Changebridge Rd, Pine Brook, NJ 07058 • Toll Free: (888) 888-3424 • www.fujitsugeneral.com

Inverter Driven Heat Pump

9,000 BTU Single Zone Split Terminal Heat Pump

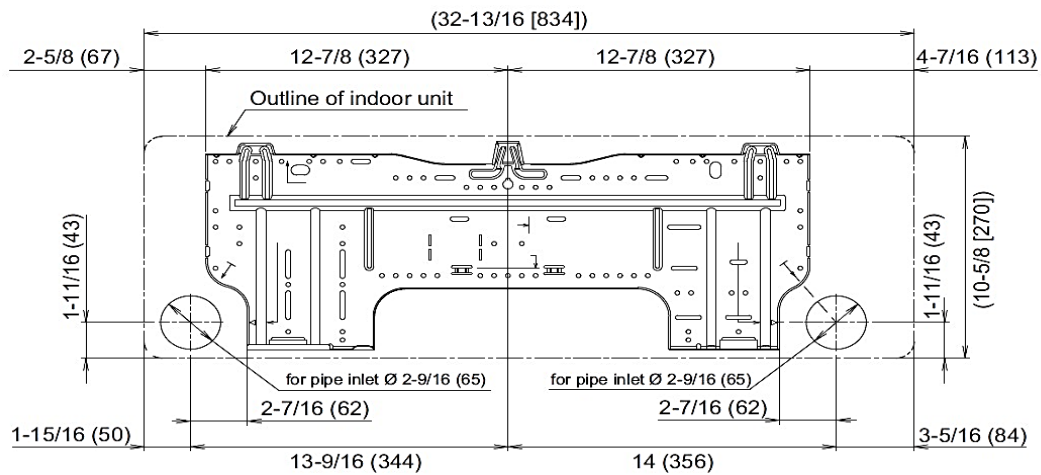
FAN DATA				
Indoor Unit Airflow rate	Cooling	HIGH	CFM (m3/h)	453 (770)
		MED		353 (600)
		LOW		265 (450)
		QUIET		147 (250)
	Heating	HIGH		453 (770)
		MED		377 (640)
		LOW		306 (520)
		QUIET		182 (310)
Outdoor Unit Airflow rate	Cooling		789 (1,340)	
	Heating		789 (1,340)	
SOUND PRESSURE				
Indoor Unit	Cooling	HIGH	dB (A)	43
		MED		36
		LOW		30
		QUIET		19
	Heating	HIGH		43
		MED		38
		LOW		33
		QUIET		21
Outdoor Unit	Cooling		54	
	Heating		55	
REFRIGERANT				
Type				R410A
Charge	lb oz			1 lb 13 oz
	g			835
Oil Type				POE (RB68A)

ELECTRICAL SPECIFICATIONS				
Voltage/Frequency/Phase		208/230 V~ 60 Hz		
Available Voltage Range		187–253 V		
Current	Cooling	Rated	A	3.4
	Heating	Rated		3.7
Maximum Operating Current	Cooling			8.4
	Heating			9.4
Starting Current		3.7		
MCA		11.2		
Maximum Circuit Breaker		15		
Input Power	Cooling	Rated	kW	0.72
		Min.–Max.		0.14–1.58
	Heating	Rated		0.79
Min.–Max.		0.20–1.63		
Power Factor	Cooling			92.1
	Heating			92.8
OTHER				
Moisture Removal		pints/h (L/h)	2.7 (1.3)	
Energy Star		Yes		
Drain hose	Material		PP+HDPE	
	Tip diameter	in (mm)	Ø 17/32 (Ø 13.8) (I.D.), Ø 19/32 to 21/32 (Ø 15.0 to 16.8) (O.D.)	
Operation Range	Cooling	°F (°C)	64 to 90 (18 to 32)	
	Heating	%RH	80 or less	
	Heating	°F (°C)	60 to 86 (16 to 30)	

DIMENSIONS:

Units: In. (mm)

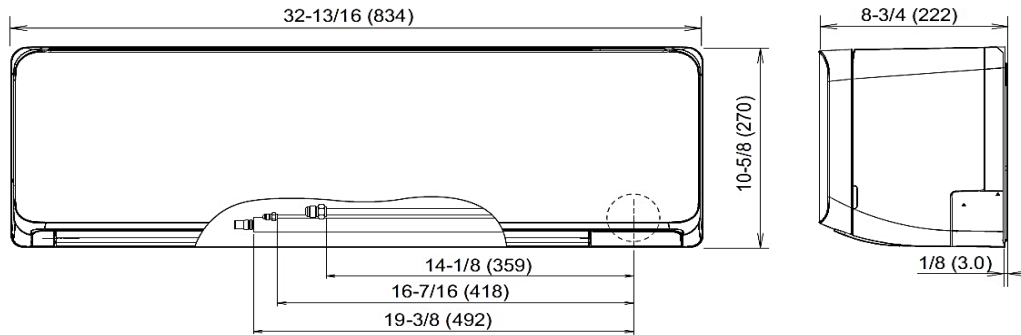
Wall Bracket Data:



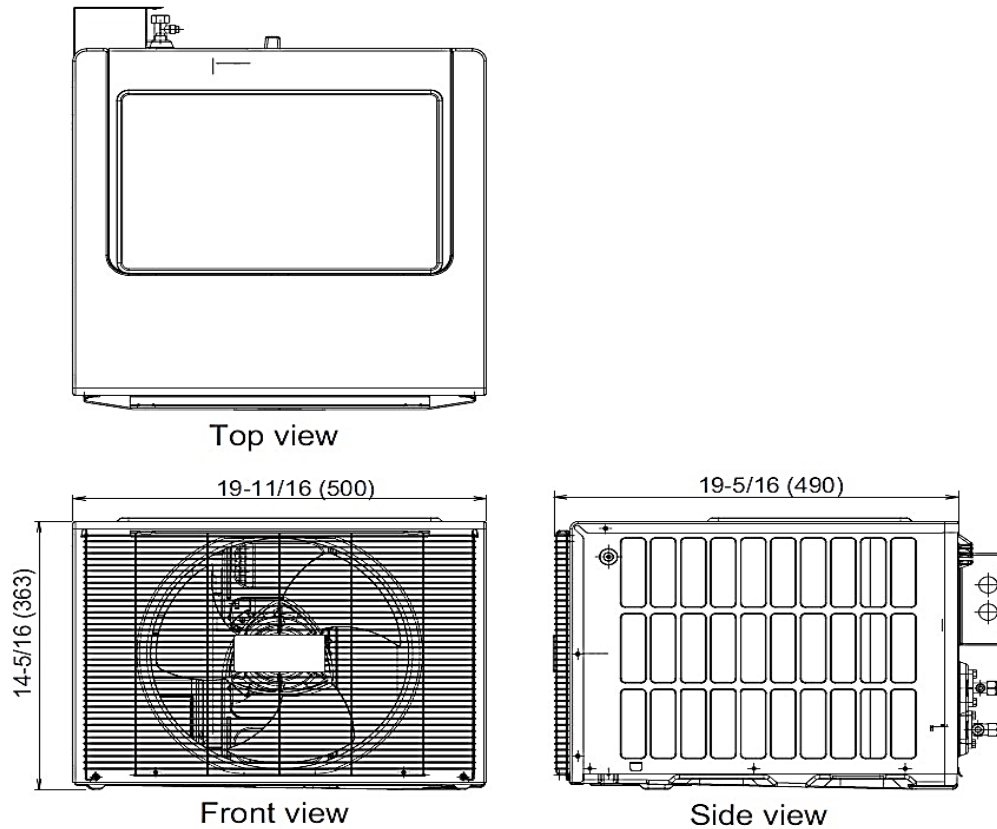
DIMENSIONS

Units: In. (mm)

Indoor Unit



Outdoor Unit



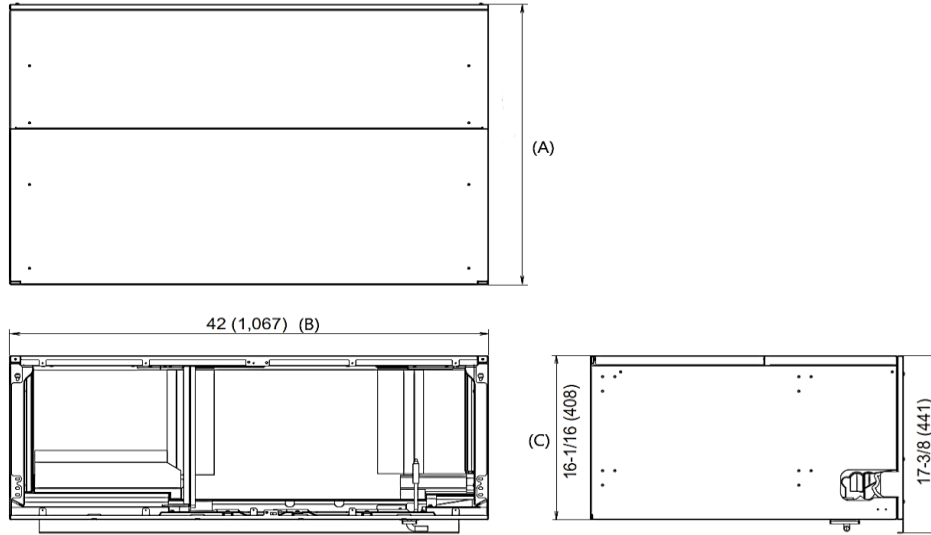
The Fujitsu logo is a worldwide trademark of Fujitsu General Limited. The Airstage logo and name is a worldwide trademark of Fujitsu General Limited and is a registered trademark in Japan, the USA and other countries or areas. Copyright 2024 Fujitsu General America, Inc. Fujitsu's products are subject to continuous improvements. Fujitsu reserves the right to modify product design, specifications and information in this brochure without notice and without incurring any obligations.

Note: Specifications are based on the following conditions:
 Cooling: Indoor temperature of 80°F (26.7°C) DB/67°F (19.4°C) WB, and outdoor temperature of 95°F (35°C) DB/75°F (23.9°C) WB. Heating: Indoor temperature of 70°F (21.1°C) DB/60°F (15.6°C) WB, and outdoor temperature of 47°F (8.3°C) DB/43°F (6.1°C) WB. Pipe length: 25ft. (7.5m), Height difference: 0ft. (0m) (Outdoor unit - indoor unit).

DIMENSIONS

Units: In. (mm)

Optional Parts



Model name		UTZ-WUZA-C	UTZ-WUZB-C
Dims(Net)	A in (mm)	27 - 7/16 (697)	23 - 11/16 (577)
	B in (mm)	42 (1067)	43 (1067)
	C in (mm)	16 - 1/16 (408)	17 - 1/16 (408)
Dims (Gross) (H x W x D)	in	32-3/8 x 47-1/16 x 22-5/8	27-5/8 x 47-1/16 x 22-5/9
	mm	822 x 1,195 x 575	703 x 1,195 x 575
Net Weight	lb (kg)	84 (38)	74 (33)
Gross Weight		101 (46)	92 (41)

The Fujitsu logo is a worldwide trademark of Fujitsu General Limited. The Airstage logo and name is a worldwide trademark of Fujitsu General Limited and is a registered trademark in Japan, the USA and other countries or areas. Copyright 2022 Fujitsu General America, Inc. Fujitsu's products are subject to continuous improvements. Fujitsu reserves the right to modify product design, specifications and information in this brochure without notice and without incurring any obligations.

Note: Specifications are based on the following conditions:
 Cooling: Indoor temperature of 80°F (26.7°C) DB/67°F (19.4°C) WB, and outdoor temperature of 95°F (35°C) DB/75°F (23.9°C) WB. Heating: Indoor temperature of 70°F (21.1°C) DB/60°F (15.6°C) WB, and outdoor temperature of 47°F (8.3°C) DB/43°F (6.1°C) WB. Pipe length: 25ft. (7.5m), Height difference: 0ft. (0m) (Outdoor unit – indoor unit).