

5 Ton, HP Outdoor Unit , 208/230 VAC, 1-Phase, 60 Hz

AOU60RLAVM4

Job Name _____
 Location _____
 Engineer _____
 Submitted To _____
 Submitted By _____
 Reference _____

Date _____
 Approval _____
 Construction _____
 Unit No _____
 Drawing No _____

Features

- Powerful heating down to -15 F
- Base Pan Heater Included
- Improved connection ratio up to 150%
- Updated components such as Fan Guard, Wiring, PCB, and Fan Motor
- 10 Year warranty on parts and compressor. See Warranty Statement for details.
- Optional: Internet, BACnet, LonWorks, or Modbus communication



CAPACITY

Nominal Cooling Capacity - BTU/h [kW]	60,000 [17.6]
Nominal Heating Capacity - BTU/h [kW]	66,000 [19.3]
Nominal Tonnage - Ton(s)	5
Maximum Connectable Indoor Units	15
Connectable Capacity	50% to 150%
Cooling Power Input: (Non Ducted/Ducted) - kW	5.43 / 6.26
Heating Power Input: (Non Ducted/Ducted) - kW	5.18 / 5.53
Unit Group	AOU60RLAVM4

OUTDOOR TEMPERATURE OPERATION RANGE

Operating Temp. Cooling (HR/HP) - °F [°C]	23 to 115 [-5 to 46]
Operating Temp. Heating (HR/HP) - °F [°C]	-15 to 70 [-26 to 21]

EFFICIENCY

EER Cooling (Non Ducted/Ducted)	10.8 / 10.4
EER2 Cooling (Non Ducted/Ducted)	10.8 / 9.1
HSPF (Non Ducted/Ducted)	11.0 / 10.5
HSPF2 (Non Ducted/Ducted)	9.4 / 8.6
COP / High Heating 47°F (Non Ducted/Ducted)	3.64 / 3.60
COP / Low Heating 17°F (Non Ducted/Ducted)	2.68 / 2.68
COP2 (Non Ducted/Ducted)	3.64 / 3.30
SEER (Non Ducted/Ducted)	18.5 / 16.5
SEER2 (Non Ducted/Ducted)	19.5 / 14.7

ELECTRICAL

Electrical Power Requirements	208/230 V ~ 60 Hz
Voltage Range	187-253
Maximum Circuit Breaker - A	40
Minimum Circuit Ampacity (MCA) - A	37.7
Cooling Power Input: (Non Ducted/Ducted) - kW	5.43 / 6.26
Heating Power Input: (Non Ducted/Ducted) - kW	5.18 / 5.53
Maximum Starting Current (MSC) - A	29.4
Compressor- Rated Load Amperage (RLA) - A	18.1
Fan Motor - Full Load Amperage (FLA) - A	1.4

WIRING

Communication Cable	LonWorks (Fujitsu Pink Cable. See bulletin A20221205A)
---------------------	--

PIPING

Max. Total Refrigerant Line Length - ft [m]	590 [180]
Max Height Diff. (OD & ID) (Upper/Lower) - ft [m]	164/131 [50/40]
Max. Refrig. Line Length 1st Sep. tube to farthest IU - ft [m]	131 [40]
Pipe Connection Method: Liquid/Gas	Flare
Pipe Connection: Liquid - in [mm]	3/8 [9.52]
Pipe Connection: Discharge Gas - in [mm]	3/4 [19.05]
Maximum Length - Outdoor Unit to Indoor Unit- ft [m]	394 [120]

SOUND

Sound Pressure Levels (Cooling/Heating) - dB(A)	57
---	----

FAN

Fan Type	Proppeller Fan x 2
Fan Airflow Rate - CFM [m3/h]	4, 827 [8,200] / 4,002 [6,800]
Fan Power Output - W	222
Fan Motor - Full Load Amperage (FLA) - A	1.4
External Static Pressure (Max) - in.WG [Pa]	0.12 [30]
Motor Output Direct-Drive Inverter - kW	0.22

WEIGHT

Net Weight - lbs [kg]	262 [119]
Gross Weight - lbs [kg]	289 [131]

DIMENSIONS

Dim.Net (HxWxD) - in [mm]	52-1/2 x 38-3/16 x 14-9/16 [1,334 x 970 x 370]
Dim.Gross (HxWxD) - in [mm]	59-5/16 x 41-7/8 x 18-13/16 [1,506 x 1,064 x 478]

CODE

AHRI Certified	Standard 210/240
ETL	3170288

HEAT EXCHANGER

H. E. Pipe Type (Material)	Grooved H-pin (Copper)
H. E. Fin Tube (Material)	Corrugate (Aluminum)
H. E. Fin Surface Treatment	Corrosion resistance (Blue fin)
H. E. Fin Pitch - FPI [mm]	18 [1.45]
H. E. Rows x Stages	3 x 62
H. E. Face Area - Ft² [m²]	13.1 [1.22]
H. E. Length - in [mm]	36-13/16 [935]

Note: Specifications are based on the following conditions:

Cooling: Indoor temperature of 80°F (26.7°C) DB/67°F (19.4°C) WB, and outdoor temperature of 95°F (35°C) DB/75°F (23.9°C) WB. Heating: Indoor temperature of 70°F (21.1°C) DB/60°F (15.6°C) WB, and outdoor temperature of 47°F (8.3°C) DB/43°F (6.1°C) WB. Pipe length: 25ft. (7.5m), Height difference: 0ft. (0m) (Outdoor unit – indoor unit).

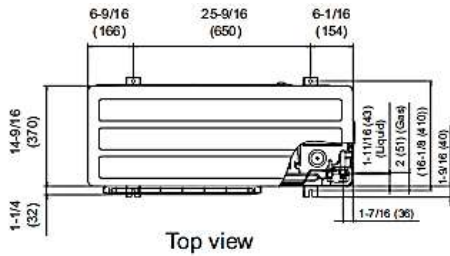


5 Ton, HP Outdoor Unit , 208/230 VAC, 1-Phase, 60 Hz

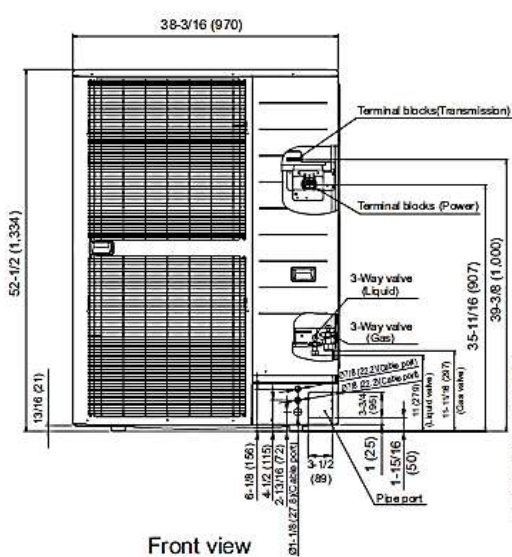
AOU60RLAVM4

DIMENSIONS

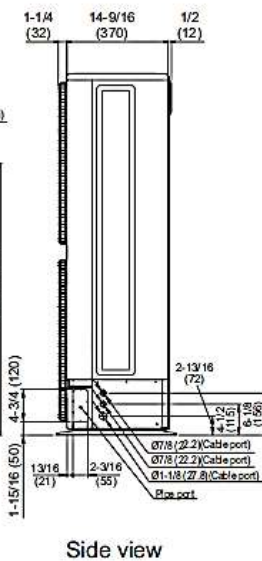
Unit: in (mm)



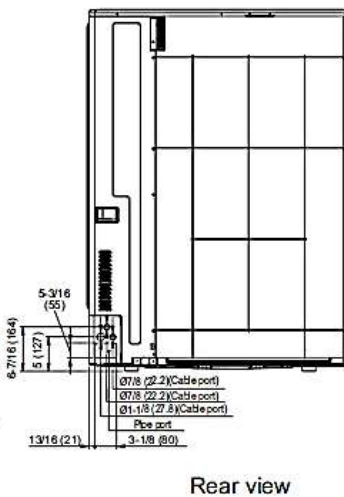
Top view



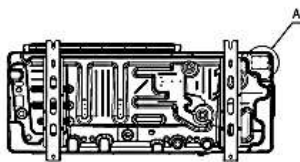
Front view



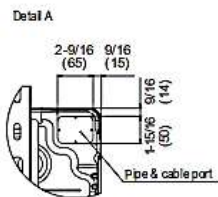
Side view



Rear view



Bottom view



Detail A