

Features

- Includes clicker drain with 1-1/4" (32 mm) metal tailpiece
- Handles sold separately
- Laminar flow
- 1.2 gpm (4.5 lpm) maximum flow rate at 60 psi (4.14 bar)
- Coordinate with your choice of Artifacts handles for a personalized design
- This product can help a building earn Water Efficiency points in LEED® Green Building Rating System

Material

- Brass
- KOHLER finishes resist corrosion and tarnishing

Installation

- Widespread

Required Products/Accessories

K-98068-3 Cross bathroom sink faucet handles

or

K-98068-4 Lever bathroom sink faucet handles

Recommended Products/Accessories

K-23726 Drain treatment
K-72567 18" Towel Bar
K-72568 24" Towel Bar
K-72570 24" Double Towel Bar
K-72571 Towel Ring
K-72572 Robe Hook
K-72573 Pivoting toilet paper holder
K-72576 Toilet paper carriage



Codes/Standards










ASME A112.18.1/CSA B125.1
NSF/ANSI/CAN 61
NSF/ANSI/CAN 372
DOE - Energy Policy Act 1992
EPA WaterSense®
California Energy Commission (CEC)

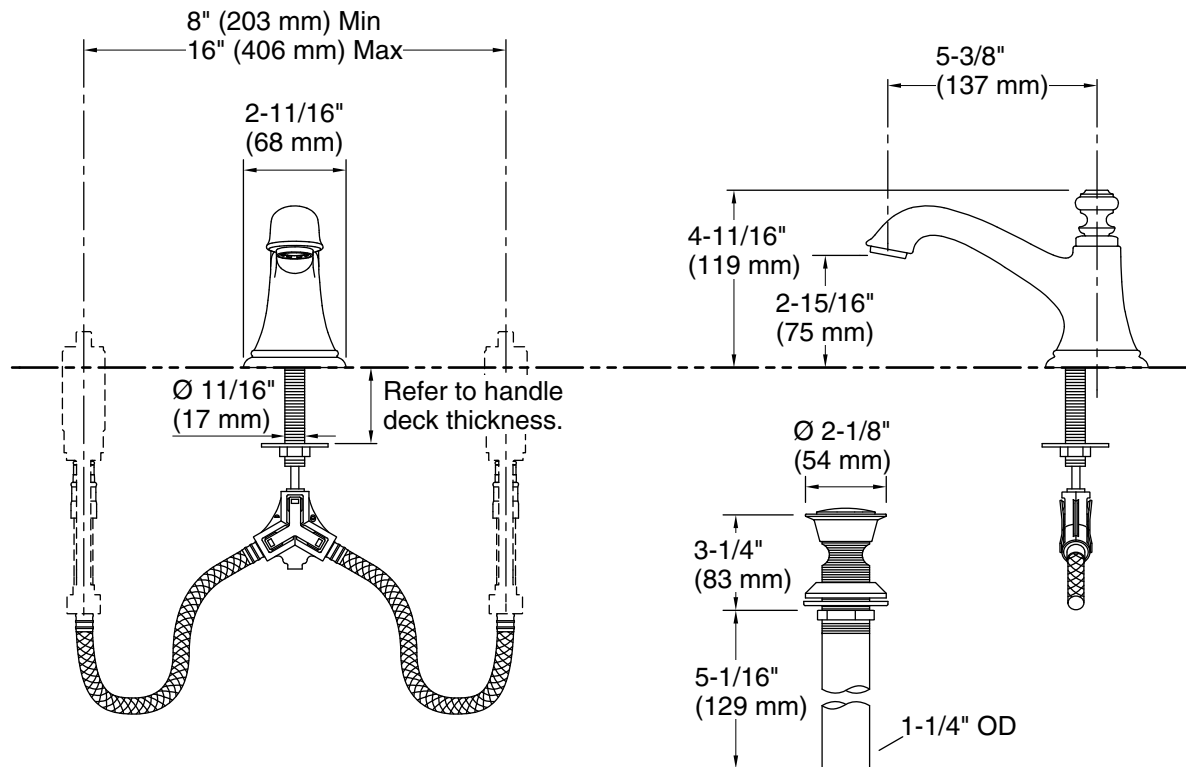
KOHLER® Faucet Lifetime Limited Warranty

See website for detailed warranty information.

Available Colors/Finishes

Color tiles intended for reference only.

| Color | Code | Description |
|---|------|--------------------------------|
|  | CP | Polished Chrome |
|  | SN | Vibrant® Polished Nickel |
|  | AF | Vibrant® French Gold |
|  | BN | Vibrant® Brushed Nickel |
|  | BV | Vibrant® Brushed Bronze |
|  | BL | Matte Black |
|  | 2MB | Vibrant® Brushed Moderne Brass |
|  | TT | Vibrant Titanium |
|  | DR | Deep Bronze |



Technical Information

All product dimensions are nominal.

Faucet flow rate: 1.2 gal/min (4.5 l/min)

Drain included: Yes

Drain tailpiece included: Yes

Spout:

Spout reach: 5-3/8" (137 mm)

Notes

Install this product according to the installation instructions.