

## Features

- Cut and insert your own tile into the grate panel for a custom design that blends with the rest of your shower floor
- Rigid, precision-machined tile-in grate panel offers best-in-class drain aesthetic
- Easily field-trimmable to fit any showering space
- Lightweight yet durable grate insert is easy to handle during installation and throughout product life
- Thread-in, rubber-capped grate feet offer secure placement within drain channel
- Feet are height-adjustable up to one inch and easily accessible through the top of grate for a faster, more precise installation
- Requires K-80646 Kohler 2-1/2" linear drain channel

## Material

- Anodized aluminum construction
- KOHLER finishes resist corrosion and tarnishing

## Installation

- Field trimmable to accommodate customize size and installation

## Required Products/Accessories

K-80646 2½" x 36"–60" linear drain channel



## Codes/Standards

ASME A112.18.2/CSA B125.2

## KOHLER® One-Year Limited Warranty

See website for detailed warranty information.

## Available Colors/Finishes


*Color tiles intended for reference only.*

Color	Code	Description
	SH	Bright Silver
	BL	Matte Black
	2MB	Vibrant® Brushed Moderne Brass
	BNK	Anodized Brushed Nickel

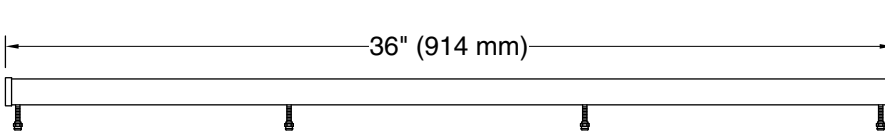


2½" x 36" linear drain grate with tile-in panel  
**K-80647**

2-9/16"  
(65 mm)

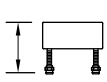


1-1/8"  
(29 mm)



36" (914 mm)

2-3/16"  
(56 mm)  
Max



### Technical Information

All product dimensions are nominal.

Material: Anodized Aluminum

### Notes

Install this product according to the installation instructions.

1-800-4KOHLER (1-800-456-4537)

Kohler Co. reserves the right to make revisions without notice to product specifications.

For the most current Specification Sheet, go to [www.kohler.com](http://www.kohler.com) USA or [www.kohler.ca](http://www.kohler.ca) Canada

9-20-2025 00:28 - US

THE BOLD LOOK  
OF **KOHLER**