

Features

- A single handle controls both on/off activation and temperature setting
- 1.2 gpm (4.5 lpm) maximum flow rate at 60 psi (4.14 bar)
- KOHLER® ceramic disc valves exceed industry longevity standards for a lifetime of durable performance
- Coordinates with other products in the Avid collection

Material

- Premium metal construction for durability and reliability
- KOHLER finishes resist corrosion and tarnishing

Installation

- Wall-mount

Recommended Products/Accessories

- K-97494 18" towel bar
- K-97495 24" towel bar
- K-97496 24" double towel bar
- K-97498 towel arm
- K-97499 robe hook
- K-97500 double robe hook
- K-97502 Vertical toilet paper holder
- K-97503 Covered toilet paper holder

Optional Products/Accessories

- K-7107 Decorative Drain
- K-7108 Decorative Drain
- K-7114 Pop-Up Drain
- K-7114-A Pop-Up Drain
- K-7127 Drain
- K-7127-A Drain
- K-7129 Drain
- K-7129-A Bathroom sink grid drain with overflow
- K-33151 Clicker drain without overflow
- K-25322 Clicker drain with overflow

Included Components

- 1322337 Single-control wall-mount valve



ADA **CSA B651** **OBC**

Codes/Standards





ASME A112.18.1/CSA B125.1
NSF/ANSI/CAN 61
NSF/ANSI/CAN 372
DOE - Energy Policy Act 1992
EPA WaterSense®
California Energy Commission (CEC)
ADA
ICC/ANSI A117.1
CSA B651
OBC

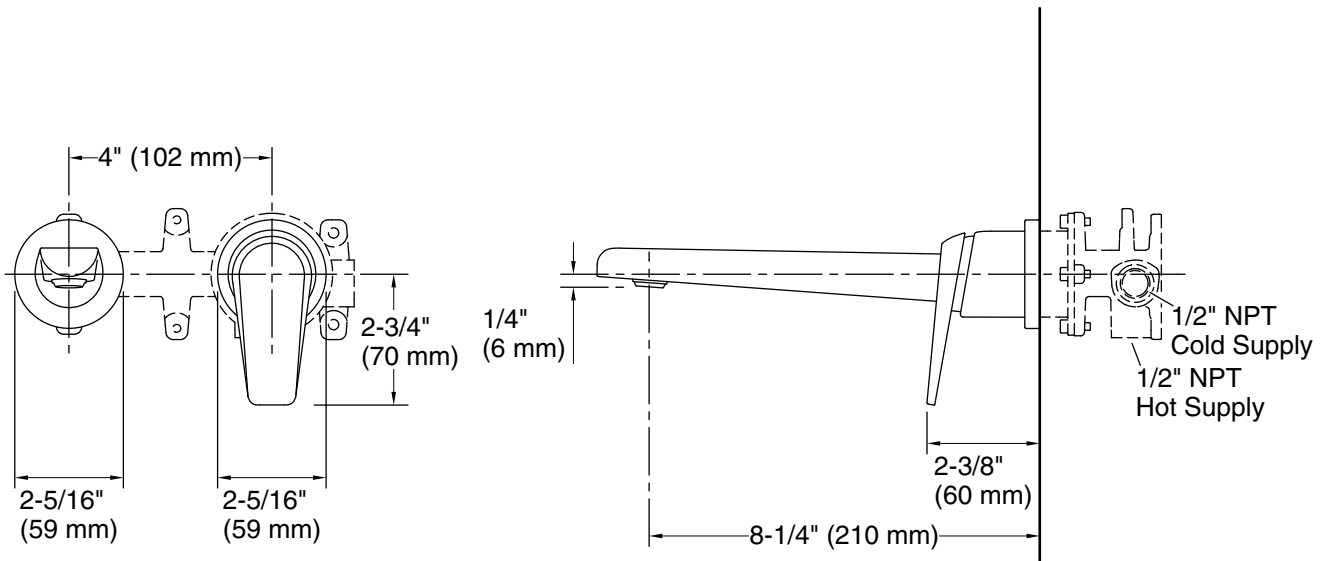
KOHLER® One-Year Limited Warranty

See website for detailed warranty information.

Available Colors/Finishes

Color tiles intended for reference only.

Color	Code	Description
	CP	Polished Chrome
	BN	Vibrant® Brushed Nickel
	BL	Matte Black
	2MB	Vibrant® Brushed Moderne Brass



Technical Information

All product dimensions are nominal.

Faucet flow rate: 1.2 gal/min (4.5 l/min)

Spout:

Spout reach: 8-1/4" (210 mm)

Notes

Install this product according to the installation instructions.

ADA, OBC, CSA B651 compliant when installed to the specific requirements of these regulations.