



## PRODUCT DIMENSIONS & SPECIFICATIONS

### ABW SERIES WALL MOUNT HYDRONIC HEAT AIR HANDLERS

#### STANDARD FEATURES

##### APPLICATION VERSATILITY

Front or bottom return air. Offset hanging brackets attach to unit and wall to allow hanging inside closet. Can be AHRI matched with most brands of air conditioners or heat pumps. ETL listed for use with either R22 or R410a when a proper metering device is used.

##### LOW LEAKAGE CABINET

Less than 2% air leakage from cabinet when tested in accordance with ASHRAE standard 193. Unit must be installed according to Aspen installation instructions. Sturdy, fully insulated galvanized steel cabinet; stick pins ensure 1/2" insulation remains in place. Unit ships with disposable filter.

##### MODULAR HYDRONIC HEAT KITS

Heat kits available with either circuit breakers or terminal blocks. Available in 2, 3 & 4 row, providing 16,000 to 59,000 BTU's of heat. Heat kits are easily installed in the field using molex plugs or can be ordered factory-installed. Freeze stat is standard, wired into circulating pump control circuit. Controls are accessible from the front for easy service. Electrical connections can be made from the top or left. Disconnect does not protrude through the wall panel. Fan time delay relay standard for increased efficiency. Heat kits are available with or without circulating pump and check valve. Units are provided with auxiliary relay for remote pump. Schrader ports are standard on water-out manifold, hose bib available as an option. Totally lead free constructed coil. Suitable for potable applications.

##### BLOWER

Direct drive multi-speed blowers circulate air quietly and efficiently. Motor speeds can be easily selected via motor terminals. Swing mounted blowers can be easily removed for service.

##### ELECTRONIC CONTROL BOARD

An electronic board controls the functioning of the system reducing moving parts. The board provides for various hot water supply source connections and the blower time delay to maximize heat/cool extraction. As an enhanced feature the pump circulates hot water every 6 hours to prevent coil freeze during off cycle.

##### DX COIL

High efficiency rifled copper tubes/enhanced aluminum fins provide maximum heat transfer. All coils immersion tested at 500 psi then nitrogen pressurized and factory sealed for maximum reliability. Liquid-line Schrader allows pre-installation pressure testing. Available with either check style flowwater or TXV metering device. Field-installable TXVs are also available. Galvanized metal drain pan with bottom primary and secondary drain connections or alternate right side primary. All connections 3/4" FPT. Access door allows for coil cleaning.

##### WARRANTY


Five-year limited parts warranty.

##### OPTIONS

See options menu.



Representative image only. Some models may vary in appearance. Due to continuous product improvement, specifications are subject to change without notice.



Phone: 281.441.6500  
Toll Free: 800.423.9007  
Fax: 281.441.6510  
[www.aspenmfg.com](http://www.aspenmfg.com)



\* For complete warranty details visit [www.aspenmfg.com](http://www.aspenmfg.com).

Revised 05/11/21. In keeping with its policy of continuous progress and product improvement, Aspen reserves the right to make changes without notice and incurring obligation. © 2021

## HEATING AND COOLING PERFORMANCE AND ELECTRICAL DATA

UNIT MODEL	PERFORMANCE DATA							ELECTRICAL DATA	
	HYDRONIC HEAT KIT MODEL	NOMINAL COOLING (BTUS)	HEATING COIL	Hydronic Coil Delta P.	Heating Capacity(BTU) @ 3.5 GPM			MINIMUM CIRCUIT AMPACITY (MCA)	MAX BREAKER OR FUSE SIZE
			ROW	Ft. Water	ENTERING WATER TEMP				
					120°	140°	180°		
ABW 18	U(C,T)2S(P,L)	18,000	2	3	18,800	26,600	42,300	4.1	15
	U(C,T)3S(P,L)		3	1.8	21,600	30,400	48,500		
ABW 24	U(C,T)2S(P,L)	24,000	2	3	21,000	30,100	48,000	4.1	15
	U(C,T)3S(P,L)		3	1.8	24,700	34,800	55,600		
ABW 30	U(C,T)2S(P,L)	30,000	2	3	23,200	32,800	52,500	7.9	15
	U(C,T)3S(P,L)		3	1.8	27,000	38,200	61,100		
	U(C,T)4S(P,L)		4	1.1	28,300	40,100	64,000		
ABW 36	U(C,T)2S(P,L)	36,000	2	3	24,700	35,000	56,000	7.9	15
	U(C,T)3S(P,L)		3	1.8	29,900	41,000	65,500		
	U(C,T)4S(P,L)		4	1.1	30,400	43,000	68,800		

## BLOWER DATA

MODEL	MOTOR SPEED	MOTOR HP	MOTOR AMPS	MOTOR VOLTAGE	CFM V. EXTERNAL STATIC *				
					0.10	0.20	0.30	0.40	0.50
ABW18 & ABW 24	LOW	1/5	2.8	120	772	736	690	633	574
	HIGH				829	784	732	663	600
ABW30-36+UC2SL	LOW	1/3	5.8		850	825	815	795	765
	MED				1085	1045	1000	950	885
	HIGH				1220	1170	1100	1030	965

\* Dry coil

## AIR HANDLER CHASSIS NOMENCLATURE

ABW	18	F	-001
ABW = 120V PSC Motor Vertical Wall Mount	Nominal tonnage (MBTUH)	<u>Metering device</u> 4 = non-bleed A/C or H/P R410 TXV B = 20% bleed A/C or H/P R22 TXV F = R22 Flo-rater G = R410a Flo-rater X = non-bleed A/C or H/P R22 TXV	Option Code

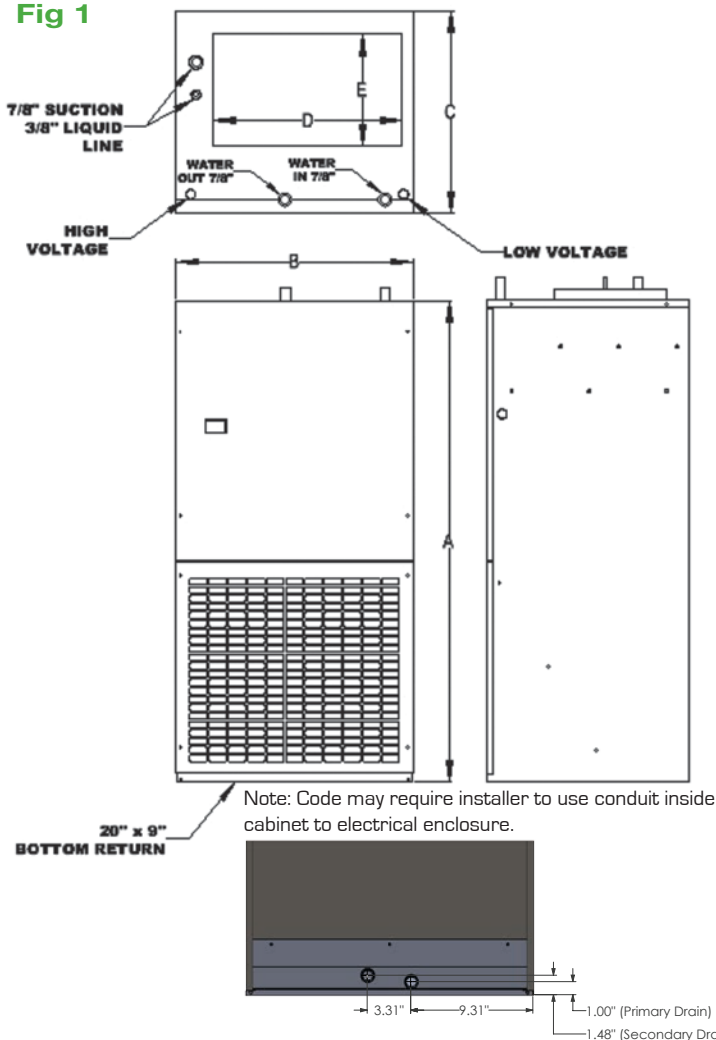
## HYDRONIC HEAT KIT NOMENCLATURE

U	C	2	S	P
Wall Mount Hydronic Heat	<u>Interruption</u> C = Circuit Breaker T = Terminal Block	<u># of rows</u> 2 = 2 rows 3 = 3 rows 4 = 4 rows	S = 18 - 36	P = Taco 006 Bronze Pump 8 = Taco 008 Bronze Pump R = with 009 Pump (kit required) L = Less Pump

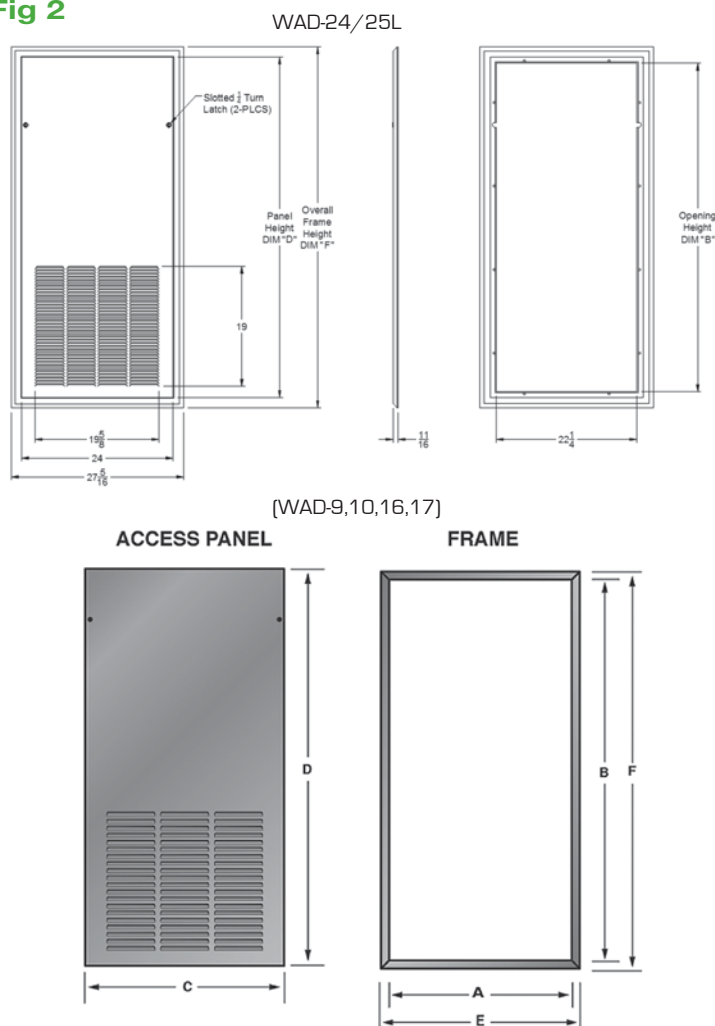
## DIMENSIONS AND SPECIFICATIONS (In. [mm]) (Fig 1)

MODEL	A	B	C	D	E	FILTER SIZE	PISTON SIZE	SHIP WEIGHT [LBS]	SKID QTY
ABW18*	44-1/2 [113]	22 [56]	18-3/4 [48]	17-5/8 [45]	10-1/2 [27]	20X20	0.055	110	4
ABW24*	44-1/2 [113]	22 [56]	18-3/4 [48]	17-5/8 [45]	10-1/2 [27]	20X20	0.059	110	4
ABW30*	44-1/2 [113]	22 [56]	18-3/4 [48]	17-5/8 [45]	10-1/2 [27]	20X20	0.068	118	4
ABW36*	44-1/2 [113]	22 [56]	18-3/4 [48]	17-5/8 [45]	10-1/2 [27]	20X20	0.074	118	4

**Fig 1**



**Fig 2**



## DIMENSIONS AND SPECIFICATIONS (Fig 2)

PANEL MODEL	FOR USE WITH	FINISH	OPENING SIZE		PANEL DIMENSION		FRAME DIMENSION		# OF PANELS
			A"	B"	C"	D"	E"	F"	
WAD-9(S/L)	ABW	Embossed	22 1/4	46	24 1/4	48	24 1/8	47 7/8	1
WAD-10(S/L)	ABW	Embossed	22 1/4	52	24 1/4	54	24 1/8	53 7/8	1
WAD-16(S/L)	ABW	Smooth	22 1/4	52	24 1/4	54	24 1/8	53 7/8	1
WAD-17(S/L)	ABW	Smooth	22 1/4	46	24 1/4	48	24 1/8	47 7/8	1
WAD-24L	ABW	Smooth	22 1/4	52	24	53 15/16	27 5/16	57 1/4	1
WAD-25L	ABW	Smooth	22 1/4	46	24	47 15/16	27 5/16	51 1/4	1