

## A171.8-UG-VR-BF Series BASE MODEL A171108F-UG-VR-BF

BARRIER-FREE, VANDAL RESISTANT BUTTON, WALL MOUNTED, WATER COOLER WITH PUSHBUTTON OR SENSOR OPERATED BOTTLE FILLER

### STANDARD FEATURES

- Rough-Ins Match Other Manufacturer's for Easy Replacement
- EZ Door® Filter, 30-Second Filter Replacement Option
- Lead-Free
- Child or Adult ADA Compliant (When Properly Installed)
- Apron and One-Piece Bottom Wrapper is Satin Finish Or Gray Powder Coat Finish
- 304 Stainless Steel Basin and Flush Mounted Chrome Plated Brass Button
- Polished Stainless Steel, Anti-Rotation, Non-Squirt Bubbler
- 100-Mesh Inlet Strainer
- Auto-stop allows Cartridge and Strainer Service Without Shutting Off Water Supply
- Water Leak Detection Auto Shut-Off Valve

### Bottle Filler

- Hands-Free Sensor Operation or Pushbutton Operated
- ADA Compliant
- 100-Mesh Inlet Strainer
- 120VAC/9.0VDC Plug-In Transformer, With -BF12 Only
- Laminar Flow Water Supply
- 1 GPM Fill Rate
- -BF12 Sensor Has a 20 Seconds Maximum Run Time

### SUGGESTED SPECIFICATIONS

#### Electric Water Cooler

Model A171108F-UG-VR is a self-contained, pressure Water Cooler that delivers a minimum of **8.0 GPH** (30.3 LPH) of water at 50°F (10°C) cooled from 80°F (26.7°C) inlet water and 90°F (32.2°C) ambient. Unit shall be activated by Vandal Resistant Chrome Plated Brass Pushbutton using less than 5 pounds of force. Bubbler shall deliver a 0.3 GPM flow, have an Antimicrobial Flexible Guard with an integrally designed Non-Squirt feature and operate on a water pressure range of 20-105 PSIG. Basin shall be constructed from 304 Stainless Steel and have an Integral Drain. Cabinet shall be Stainless Steel with Satin Finish or Galvanized/Galvannealed Steel with Gray Powder Coat Finish. Cooling system shall use R-134a Refrigerant and be Capillary Tube regulated. Unit shall be listed by Underwriters Laboratories for both the US and Canada and is to be compliant to ANSI/ASHRAE 18. Unit shall be certified to Public Law 111-380 (NO-LEAD) and NSF/ANSI/CAN 61. Fixture meets ADA, ADA Standing Person, and ADA Child requirements when mounted appropriately. Unit shall still deliver ambient water temperature to the Bubbler in the absence of electrical power as long as there is a pressurized water supply. Provide Factory installed Water Leak Detection Auto Shut-Off Valve.

#### Bottle Filler -Bf11

Bottle Filling unit shall include Pushbutton Operated activation.

#### Bottle Filler -BF12

Bottle Filling unit shall include Sensor Operated activation with a 20 second maximum run time. Optional -BCD (Bottle Counter Display) indicates the quantity of 16 oz disposable Plastic Bottles saved from a land fill, displays the Water Filter status and includes LED Light to illuminate and brighten the Bottle Fill area when a Bottle is detected.

Bottle Filler housing construction will be 20 gauge Stainless Steel with a satin finish and will also include components manufactured from Antimicrobial, impact resistant ABS. Bottle Filler shall provide approximately 1 GPM flow rate with a Laminar Flow Spout to minimize splashing.

Complies with the following standards:



NSF/ANSI/CAN 61

ANSI/ASHRAE 18



WARNING: Cancer and Reproductive Harm - www.P65Warnings.ca.gov

MURDOCK MFG. • 15125 Proctor Avenue • City of Industry, CA 91746 USA  
Phone 800-453-7465 or 626-333-2543 • www.murdockmfg.com



Model A171408S-UG-VR-BF11 Shown

PATENT# 10,100,933  
PATENT# D873,606



**Maintenance Advantage®**  
Water Cooler by Murdock Manufacturing

### "RATED FOR INDOOR USE ONLY"

Model Number	GPH*	Rated Watts	Full Load Amps	Approx. Shipping Weight
A171408F-UG-VR	8.0	335	4.1	100 lbs.

\* GPH of 50°F water at 90°F ambient room temperature and 80°F inlet water temperature  
Compressor motor operates on 115 Volt / 60 Hz single phase.

### MODEL:

(Must Specify Water Cooler)

#### FLEXIBLE BUBBLER

- ☐ A171108F-UG-VR Gray Finish Cooler
- ☐ A171408F-UG-VR Satin Stainless Finish

#### STAINLESS STEEL BUBBLER

- ☐ A171108S-UG-VR Gray Finish Cooler
- ☐ A171408S-UG-VR Satin Stainless Finish (Standard - Shown)

### MUST SPECIFY BOTTLE FILLER: Satin Finish (only)

- ☐ -BF11 Bottle Filler with Pushbutton Operation
- ☐ -BF12 Bottle Filler with Sensor Operation
- ☐ -BF12-BAT Bottle Filler with Battery Operated Sensor Operation (N/A With -BCD)
- ☐ -BF12-BCD Bottle Filler with Sensor Operation with Bottle Counter Display (Shown)

### OPTIONS:

(Additional costs may apply.)

- ☐ -LOGO Customer Specified Logo / Graphics
- ☐ -220V 220 Volt / 50 Hz or 60Hz Compressor

### ACCESSORIES:

(Additional costs may apply. Accessory items are packaged separately.)

- ☐ -WF3EZ 3000-Gallon Easy Door® PFAS Filter<sup>1</sup>  
NSF/PFAS/Lead Bacteria/Chlorine/Microplastics

### NOTES:

1- Refer to Supplemental Submittal Sheet for details.

#### Compatible Mounting Support Carrier

Jay R. Smith Mfg. Co. Figure # 0830 <https://www.JRSmith.com>

### NSF/ANSI/CAN 61: Q ≤ 1

NSF/ANSI/CAN 61 Compliant including lower lead leaching criteria.

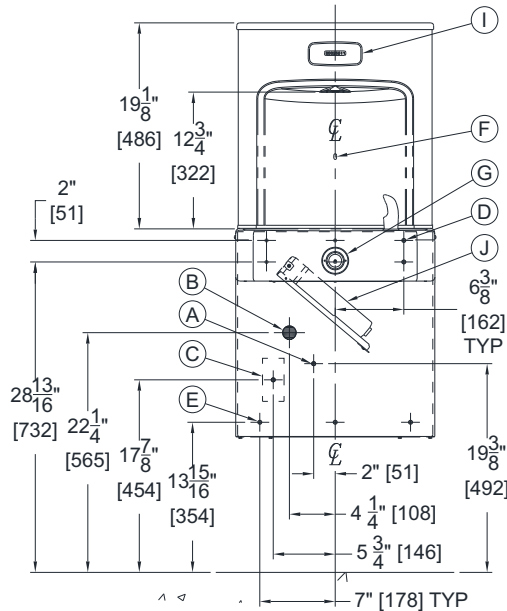
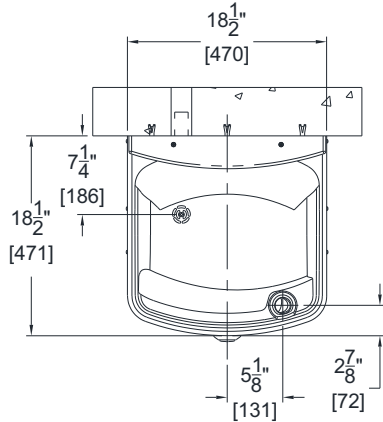
**3000 Gallon PFAS Filter Certifications**

**Product Warranty**

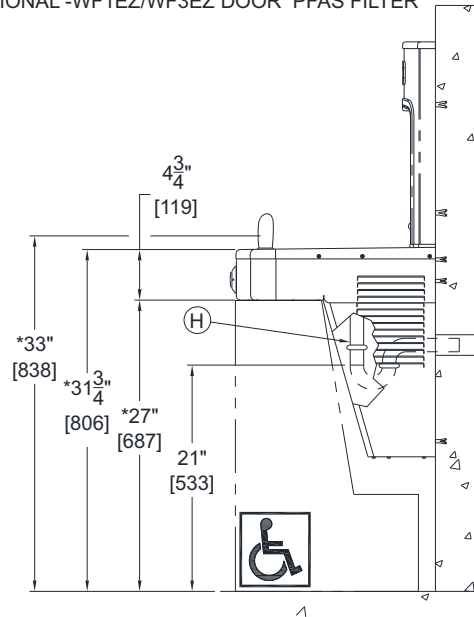
# A171.8-UG-VR-BF Series

## BASE MODEL A171108F-UG

BARRIER-FREE, VANDAL RESISTANT BUTTON, WALL MOUNTED, WATER COOLER WITH PUSHBUTTON OR SENSOR OPERATED BOTTLE FILLER



- A. 3/8" O.D. SUPPLY INLET
- B. WASTE OUTLET FOR P-TRAP BY OTHERS FOR PROVIDED 1-1/4" O.D. TAILPIECE
- C. ELECTRICAL SERVICE ROUGH
- D. Ø3/8" HANGER BRACKET PUNCHING, 6 PLACES FOR ANCHORING HARDWARE BY OTHERS
- E. Ø1/4" PUNCHING, 3 PLACES FOR ANCHORING HARDWARE BY OTHERS
- F. BOTTLE FILLER SENSOR
- G. PUSHBUTTON CARTRIDGE
- H. 1-1/4" [32] O.D. TAILPIECE FOR P-TRAP BY OTHERS
- I. OPTIONAL -BCT BOTTLE COUNTER
- J. OPTIONAL -WF1EZ/WF3EZ DOOR® PFAS FILTER



### GENERAL NOTES:

1. ALL DIMENSIONS ARE IN INCHES [MM]
2. ALLOW 4 INCHES [102 MM] MINIMUM CLEARANCE PER SIDE FOR VENTILATION
- \*3. DIMENSIONS SHOWN ARE FOR ADA ADULT HEIGHT. ADJUST VERTICAL DIMENSIONS AS NECESSARY TO COMPLY WITH FEDERAL, STATE, & LOCAL CODES
4. STOP VALVE, P-TRAP, & ELECTRICAL OUTLET NOT SUPPLIED
5. IMPORTANT: COOLERS MUST BE ATTACHED TO WALL WITH APPROPRIATE ANCHOR SCREWS

**IMPORTANT: Dimensions are shown for reference only. Refer to product Installation Manual for complete details prior to Rough-in.**

SELECTION SUMMARY  
& APPROVAL FOR  
MANUFACTURING

Model Number & Options _____	Quantity _____
Company _____	
Contact _____	Title _____
Signature (Approval for Manufacturing) _____	Date _____

All dimensions are subject to manufactures tolerance of plus or minus 1/4" nominal and subject to change without notice. Murdock® assumes no responsibility for use of void or superseded data. Dimensions may change with the addition of optional accessories. Murdock® Mfg., Member of Morris Group International®. Please visit [www.murdockmfg.com](http://www.murdockmfg.com) for most current specifications.