

Special Notes:

Design:

I.D.:	5.00 inches
O.A.L.:	30.00 inches
Live Length:	24.30 inches
Height:	44.59 inches
Hose:	321 Stainless Steel
Braid:	304 Stainless Steel
End Configuration:	Weld End
Elbows:	Carbon Steel
Pressure (Oper. PSI):	200 @ 70F
Pressure (Test PSI):	300 @ 70F
Max. Temperature:	800 Degrees F
Movement:	+/- 2 inch

Note 1: For pressures at temp. above 70F, contact Global Flex Mfg.

Note 2: At least one pipe alignment guide should be positioned within four pipe diameters on each side of the loop.

Approval:	
Date:	

This document is the property of Global-Flex Mfg, and can not be distributed without Global-Flex Mfg. authorization

Changes:

Name	Date
Original	09/01/10
Revised	03/13/14

Customer:

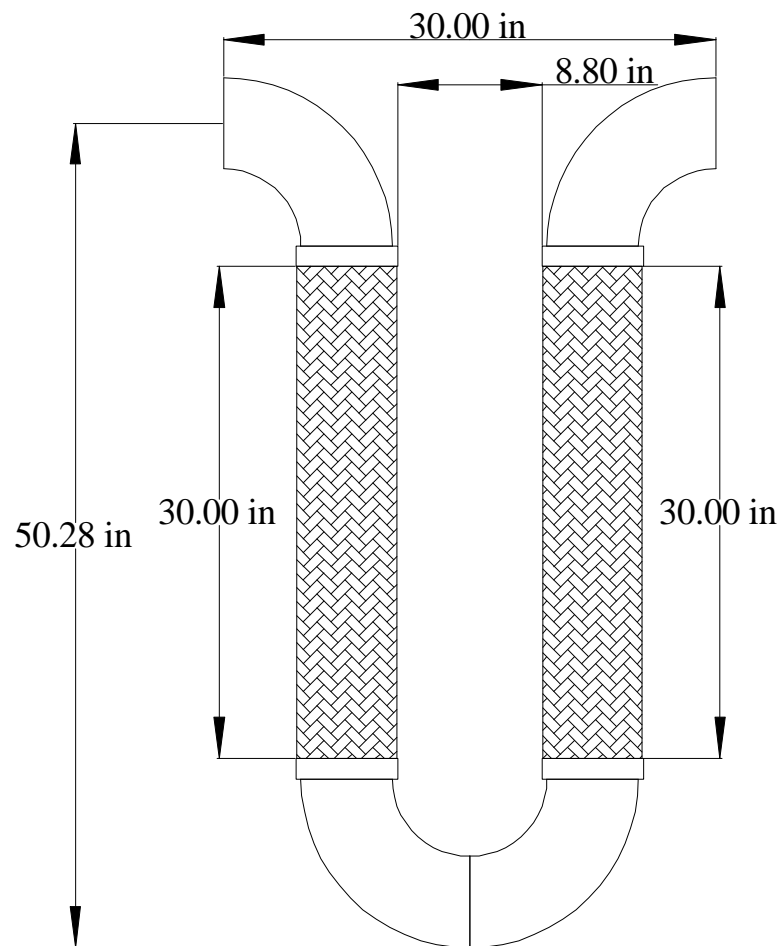
By: AEW

Drawing Number:

Global-Flex Mfg.

Part Number:

SCU500 CSWE-2.0MVT



Special Notes:

Design:

I.D.:	5.00 inches
O.A.L.:	30.00 inches
Live Length:	30.00 inches
Height:	50.28 inches
Hose:	321 Stainless Steel
Braid:	304 Stainless Steel
End Configuration:	Weld End
Elbows:	Carbon Steel
Pressure (Oper. PSI):	200 @ 70F
Pressure (Test PSI):	300 @ 70F
Max. Temperature:	800 Degrees F
Movement:	+/- 3 inch

Note 1: For pressures at temp. above 70F, contact Global Flex Mfg.

Note 2: At least one pipe alignment guide should be positioned within four pipe diameters on each side of the loop.

Approval:	
Date:	

This document is the property of Global-Flex Mfg, and can not be distributed without Global-Flex Mfg. authorization

Changes:

Name	Date
Original	09/01/10
Revised	03/13/14

Customer:

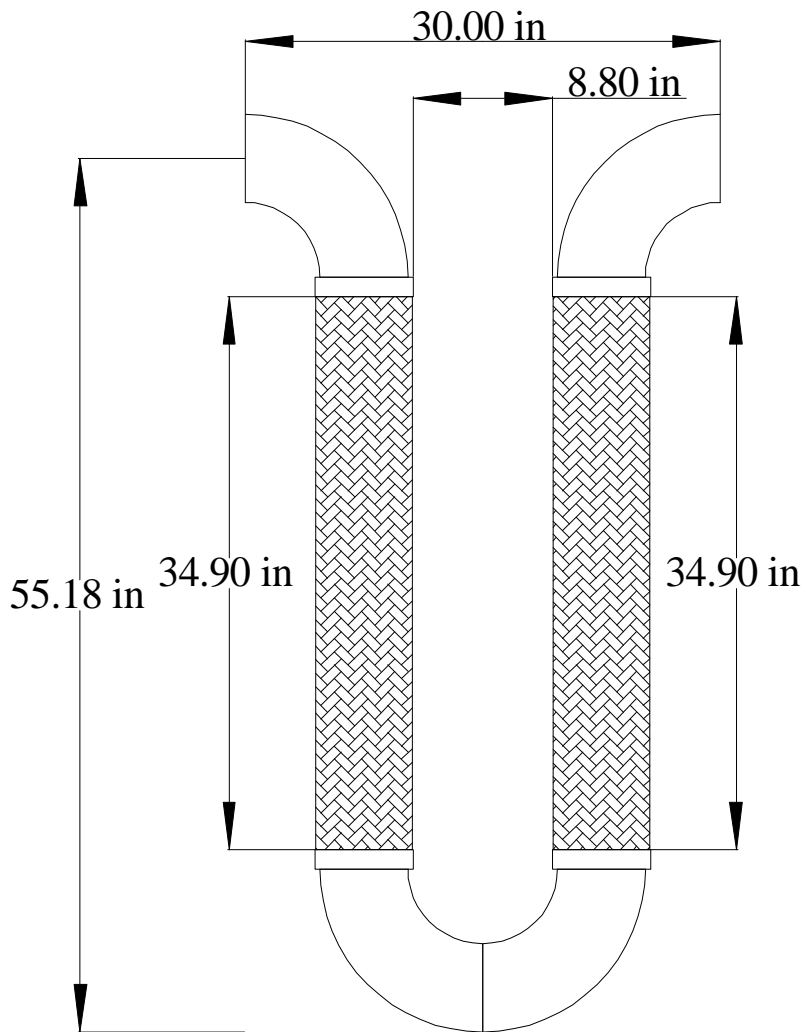
By: AEW

Drawing Number:

Global-Flex Mfg.

Part Number:

SCU500 CSWE-3.0MVT



Special Notes:

Design:

I.D.:	5.00 inches
O.A.L.:	30.00 inches
Live Length:	34.90 inches
Height:	55.18 inches
Hose:	321 Stainless Steel
Braid:	304 Stainless Steel
End Configuration:	Weld End
Elbows:	Carbon Steel
Pressure (Oper. PSI):	200 @ 70F
Pressure (Test PSI):	300 @ 70F
Max. Temperature:	800 Degrees F
Movement:	+/- 4 inch

Note 1: For pressures at temp. above 70F, contact Global Flex Mfg.

Note 2: At least one pipe alignment guide should be positioned within four pipe diameters on each side of the loop.

Approval:	
Date:	

This document is the property of Global-Flex Mfg, and can not be distributed without Global-Flex Mfg. authorization

Changes:

Name	Date
Original	09/01/10
Revised	03/18/14

Customer:

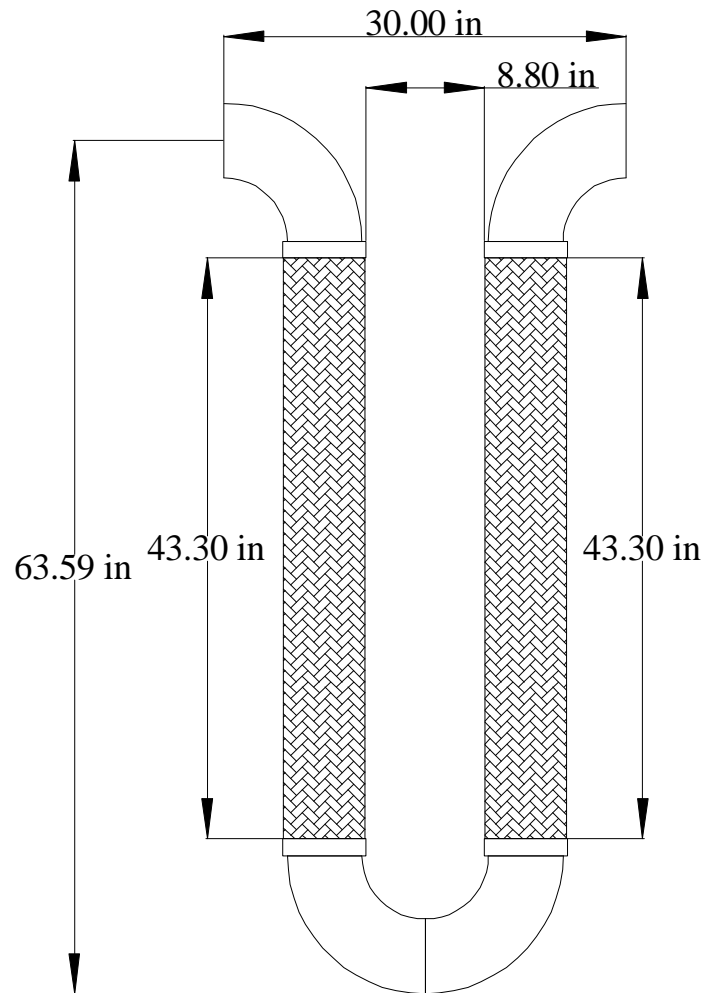
By: AEW

Drawing Number:

Global-Flex Mfg.

Part Number:

SCU500 CSWE-4.0MVT



Special Notes:

Design:

I.D.:	5.00 inches
O.A.L.:	30.00 inches
Live Length:	43.30 inches
Height:	63.59 inches
Hose:	321 Stainless Steel
Braid:	304 Stainless Steel
End Configuration:	Weld End
Elbows:	Carbon Steel
Pressure (Oper. PSI):	200 @ 70F
Pressure (Test PSI):	300 @ 70F
Max. Temperature:	800 Degrees F
Movement:	+/- 6 inch

Note 1: For pressures at temp. above 70F, contact Global Flex Mfg.

Note 2: At least one pipe alignment guide should be positioned within four pipe diameters on each side of the loop.

Approval:	
Date:	

This document is the property of Global-Flex Mfg, and can not be distributed without Global-Flex Mfg. authorization

Changes:

Name	Date
Original	09/01/10
Revised	03/18/14

Customer:

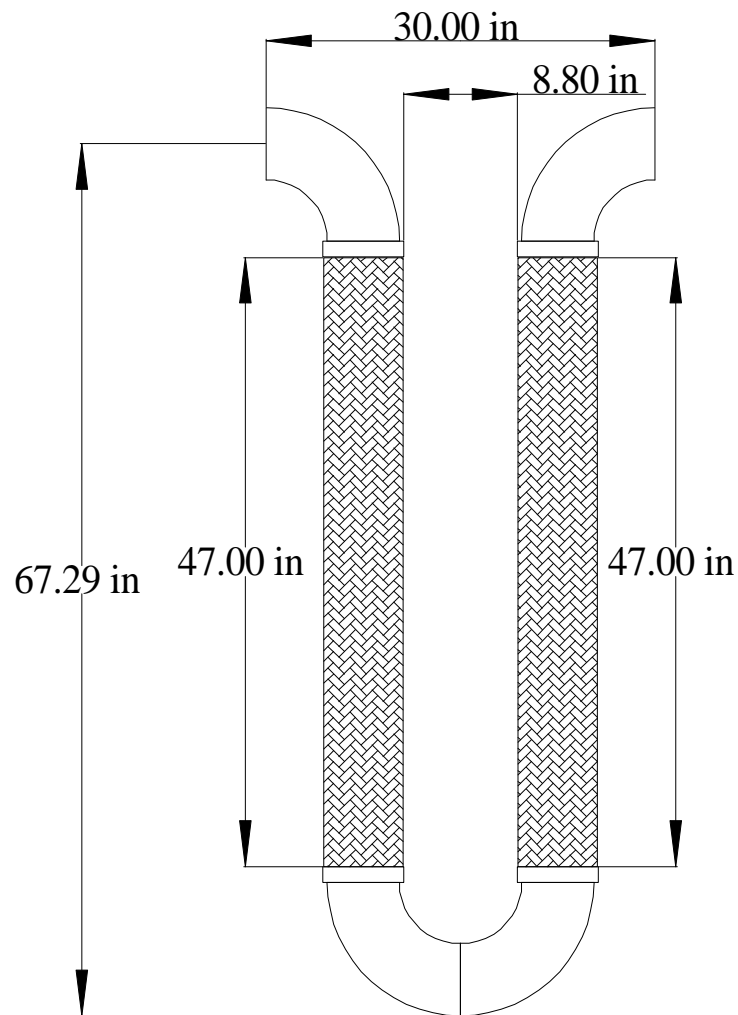
By: AEW

Drawing Number:

Global-Flex Mfg.

Part Number:

SCU500 CSWE-6.0MVT



Special Notes:

Design:

I.D.:	5.00 inches
O.A.L.:	30.00 inches
Live Length:	47.00 inches
Height:	67.29 inches
Hose:	321 Stainless Steel
Braid:	304 Stainless Steel
End Configuration:	Weld End
Elbows:	Carbon Steel
Pressure (Oper. PSI):	200 @ 70F
Pressure (Test PSI):	300 @ 70F
Max. Temperature:	800 Degrees F
Movement:	+/- 7 inch

Note 1: For pressures at temp. above 70F, contact Global Flex Mfg.

Note 2: At least one pipe alignment guide should be positioned within four pipe diameters on each side of the loop.

Approval:	
Date:	

This document is the property of Global-Flex Mfg, and can not be distributed without Global-Flex Mfg. authorization

Changes:

Name	Date
Original	09/01/10
Revised	03/18/14

Customer:

By: AEW

Drawing Number:

Global-Flex Mfg.

Part Number:

SCU500 CSWE-7.0MVT