

Special Notes:

Design:

I.D.:	6.00 inches
O.A.L.:	36.00 inches
Live Length:	27.10 inches
Height:	50.90 inches
Hose:	321 Stainless Steel
Braid:	304 Stainless Steel
End Configuration:	Weld End
Elbows:	Carbon Steel
Pressure (Oper. PSI):	175 @ 70F
Pressure (Test PSI):	262 @ 70F
Max. Temperature:	800 Degrees F
Movement:	+/- 2 inch

Note 1: For pressures at temp. above 70F, contact Global Flex Mfg.

Note 2: At least one pipe alignment guide should be positioned within four pipe diameters on each side of the loop.

Approval:	
Date:	

This document is the property of Global-Flex Mfg, and can not be distributed without Global-Flex Mfg. authorization

Changes:

Name	Date
Original	09/01/10
Revised	03/19/14

Customer:

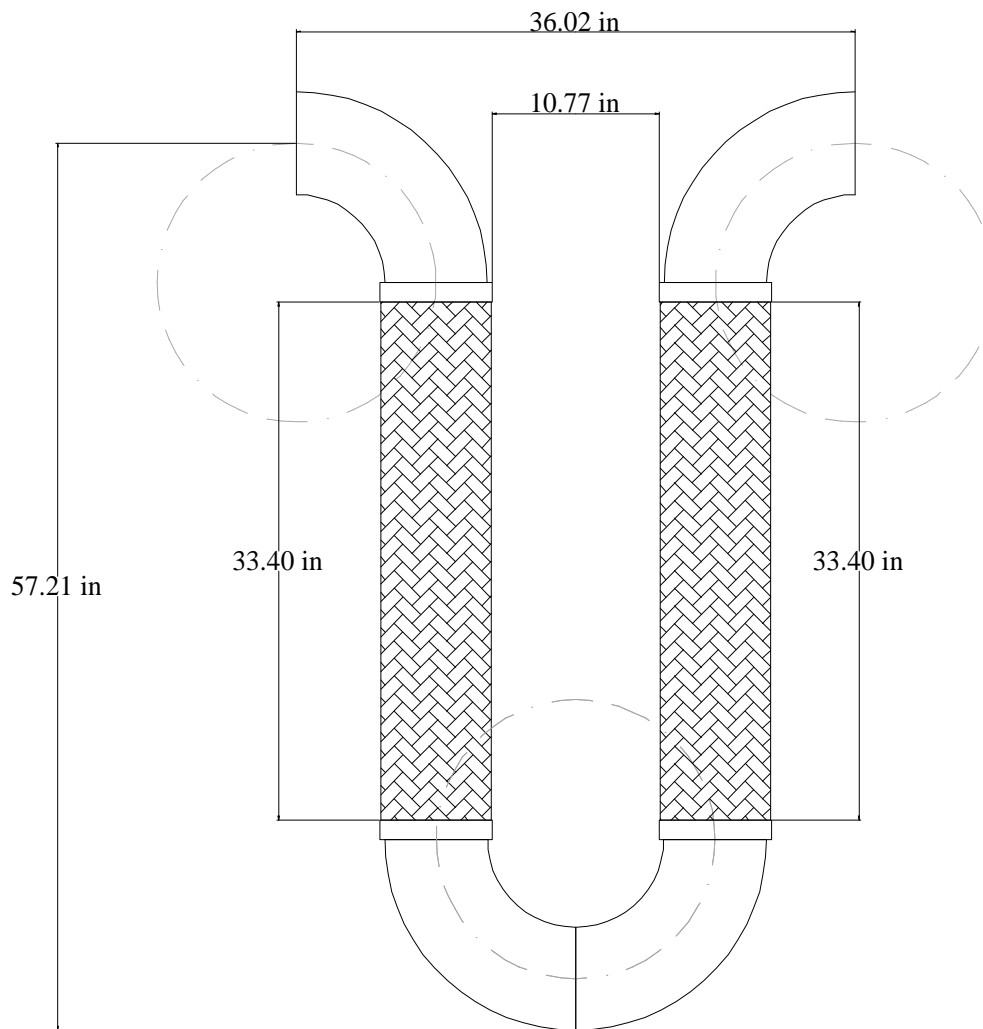
By: AEW

Drawing Number:

Global-Flex Mfg.

Part Number:

SCU600 CSWE-2.0MVT



Special Notes:

Design:

I.D.:	6.00 inches
O.A.L.:	36.02 inches
Live Length:	33.40 inches
Height:	57.21 inches
Hose:	321 Stainless Steel
Braid:	304 Stainless Steel
End Configuration:	Weld End
Elbows:	Carbon Steel
Pressure (Oper. PSI):	175 @ 70F
Pressure (Test PSI):	262 @ 70F
Max. Temperature:	800 Degrees F
Movement:	+/- 3 inch

Note 1: For pressures at temp. above 70F, contact Global Flex Mfg.

Note 2: At least one pipe alignment guide should be positioned within four pipe diameters on each side of the loop.

Approval:	
Date:	

This document is the property of Global-Flex Mfg, and can not be distributed without Global-Flex Mfg. authorization

Changes:

Name	Date
Original	09/01/10
Revised	03/20/14

Customer:

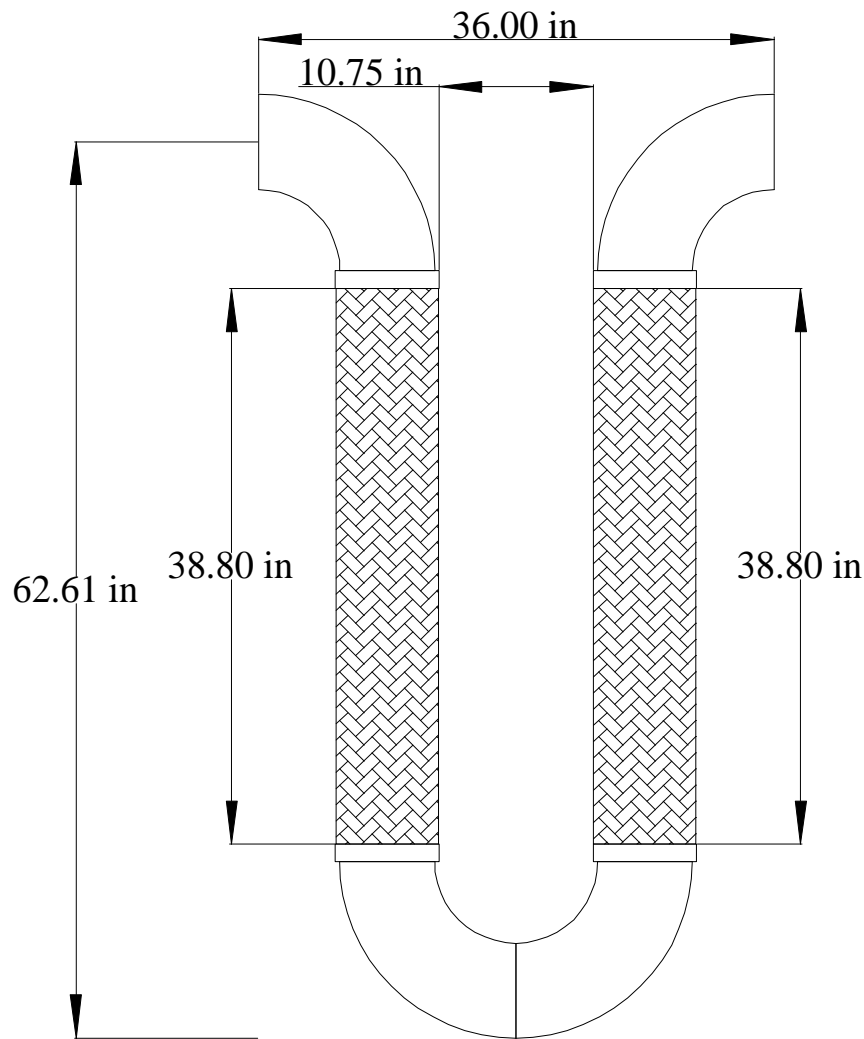
By: ARG

Drawing Number:

Global-Flex Mfg.

Part Number:

SCU600CSWE-3.0MVT



Special Notes:

Design:

I.D.:	6.00 inches
O.A.L.:	36.00 inches
Live Length:	38.80 inches
Height:	62.61 inches
Hose:	321 Stainless Steel
Braid:	304 Stainless Steel
End Configuration:	Weld End
Elbows:	Carbon Steel
Pressure (Oper. PSI):	175 @ 70F
Pressure (Test PSI):	262 @ 70F
Max. Temperature:	800 Degrees F
Movement:	+/- 4 inch

Note 1: For pressures at temp. above 70F, contact Global Flex Mfg.

Note 2: At least one pipe alignment guide should be positioned within four pipe diameters on each side of the loop.

Approval:	
Date:	

This document is the property of Global-Flex Mfg, and can not be distributed without Global-Flex Mfg. authorization

Changes:

Name	Date
Original	09/01/10
Revised	03/06/14

Customer:

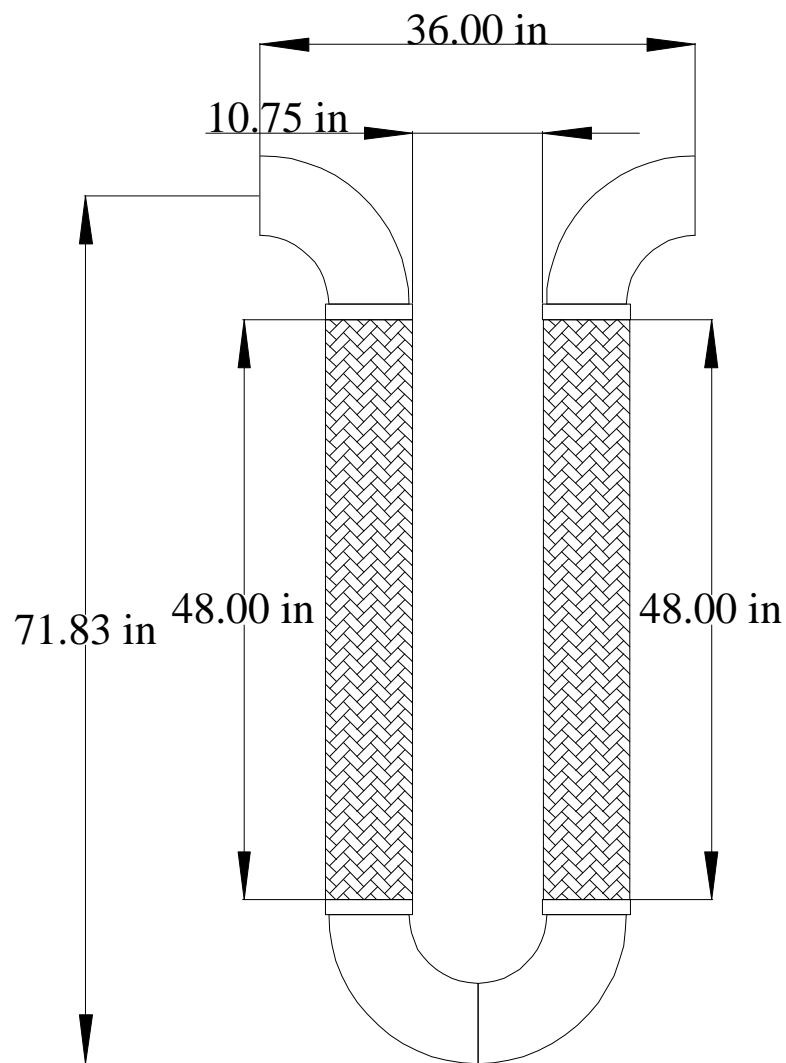
By: AEW

Drawing Number:

Global-Flex Mfg.

Part Number:

SCU600 CSWE-4.0MVT



Special Notes:

Design:

I.D.:	6.00 inches
O.A.L.:	36.00 inches
Live Length:	48.00 inches
Height:	71.83 inches
Hose:	321 Stainless Steel
Braid:	304 Stainless Steel
End Configuration:	Weld End
Elbows:	Carbon Steel
Pressure (Oper. PSI):	175 @ 70F
Pressure (Test PSI):	262 @ 70F
Max. Temperature:	800 Degrees F
Movement:	+/- 6 inch

Note 1: For pressures at temp. above 70F, contact Global Flex Mfg.

Note 2: At least one pipe alignment guide should be positioned within four pipe diameters on each side of the loop.

Approval:	
Date:	

This document is the property of Global-Flex Mfg, and can not be distributed without Global-Flex Mfg. authorization

Changes:

Name	Date
Original	09/01/10
Revised	03/07/14

Customer:

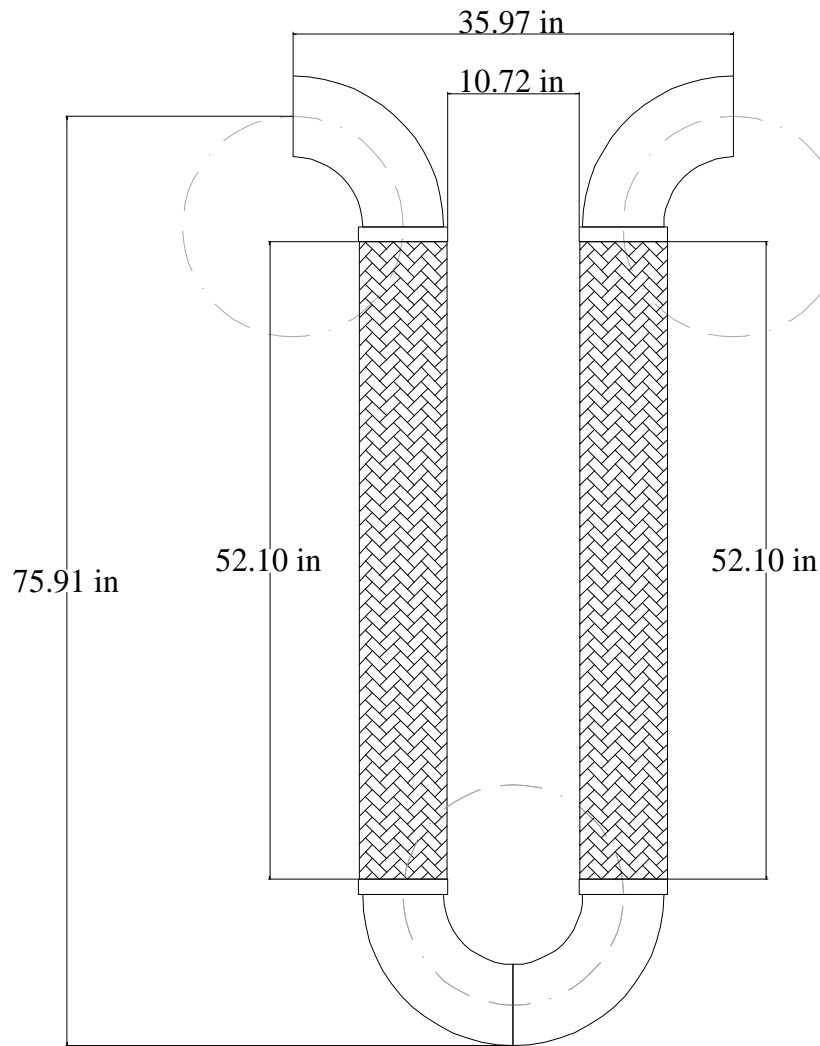
By: AEW

Drawing Number:

Global-Flex Mfg.

Part Number:

SCU600 CSWE-6.0MVT



Special Notes:

Design:

I.D.:	6.00 inches
O.A.L.:	35.97 inches
Live Length:	52.10 inches
Height:	75.91 inches
Hose:	321 Stainless Steel
Braid:	304 Stainless Steel
End Configuration:	Weld End
Elbows:	Carbon Steel
Pressure (Oper. PSI):	175 @ 70F
Pressure (Test PSI):	262 @ 70F
Max. Temperature:	800 Degrees F
Movement:	+/- 7 inch

Note 1: For pressures at temp. above 70F, contact Global Flex Mfg.

Note 2: At least one pipe alignment guide should be positioned within four pipe diameters on each side of the loop.

Approval:	
Date:	

This document is the property of Global-Flex Mfg, and can not be distributed without Global-Flex Mfg. authorization

Changes:

Name	Date
Original	09/01/10
Revised	03/20/14

Customer:

By: ARG

Drawing Number:

Global-Flex Mfg.

Part Number:

SCU600CSWE-7.0MVT