

FIRE-RATED WASHING MACHINE OUTLET BOX

696R SERIES

OxBox™

SPECIFICATION

Sioux Chief 696R series OxBox™ Fire Rated outlet boxes shall be used where necessary in plumbing supply/drainage systems. Unit shall allow for mounting with supply lines from top or bottom, mounted over stud or with one outlet box per stud cavity. Supply and drain boxes can be connected using provided galvanized U-Clip or separated as desired into individual stud cavities. Supply box can be inverted. Arrester variations can be installed with arresters at any angle. Unit shall be available with ¼-turn valves. Metal support bracket shall install into top/bottom tracks of box. Drain box shall have a 5⁄8" integral testable nipple on knockout. Outlet connections shall be generally ¾". Outlet connections should generally be provided with a test/tamper-resistant cap. Valves should be plated. Arrester option handles can be operated together (single throw) or independently.

MATERIALS

- Valve body: forged brass<sup>1,2</sup>
- Valve shank: brass<sup>1,2</sup>/copper/PPSU/CPVC, 304SS grip ring
- Outlet box/arrester clip: ABS
- Frame: fire-rated ABS
- Frame extension†: fire-rated ABS
- Arrester body: stainless steel, C69300 NL brass<sup>1</sup>
- Bracket/box clip: galvanized steel
- Arrester piston: GFPP with EPDM o-rings
- Fire-guard: intumescent material

†696-EX frame extension available separately. Use with 2 layers of drywall for 2-hour specifications

VALVE/ARRESTER WORKING LIMITS

- Max working temperature: 200°F
- Max air/water testing & working pressure: 150 PSIG

DIMENSIONS

A: Frame width	11½"
B: Frame height	7¼"
C: Frame opening width	3⅝"
D: Frame opening height	5⅞"
E: Rough-in box width	4" (single box) or 10" (double with clip)
F: Rough-in box depth	3½"
G: Rough-in box height	5½"
H: Supply connection	½" nominal, 2" O.C.
I: Drain connection	2" Sch. 40 Hub
J: Outlet connection	¾" male hose thread
K: Test nipple	⅝" O.D.
L: Secondary drainage knockout†	funnel accepts ½", ¾" or 1" pipe
M: Bracket length	18"

ITEM # SUBMITTED \_\_\_\_\_

JOB NAME \_\_\_\_\_

LOCATION \_\_\_\_\_

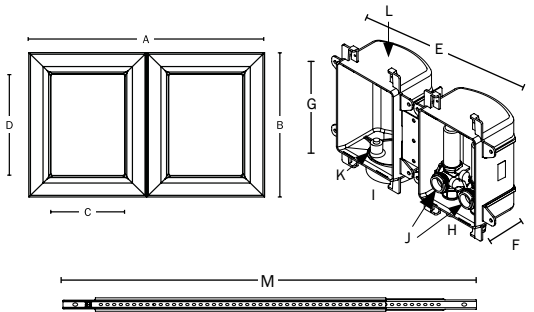
ENGINEER \_\_\_\_\_

CONTRACTOR \_\_\_\_\_

PO# \_\_\_\_\_ TAG \_\_\_\_\_



696RG2313WF



CERTIFICATIONS/APPROVALS

Box and valves are IAPMO listed  
Conforms to IPC  
Listed by Warnock Hersey to meet:  
ASTM E-814, CAN/ULC S115  
2 hours (F), 31 minutes (T) for 2-hour design  
1 hour (F), 31 minutes (T) for 1-hour design  
ASTM E-119, UL 1479  
System design number:  
SC/WA120, W/N 14409  
Valves meet ASME A112.18.1  
ASSE 1010 Arresters\*  
NSF-372 compliant<sup>1</sup>



Create Item Number

696A23B3CF

e.g. 696R2313MF: fire-rated washing machine outlet box, MIP/F.SWT valves with arresters, frame included

VALVES A

- R = Plain valves<sup>2</sup>
- RG = No lead valves<sup>1</sup>
- ARRESTER B
- 0 = No arresters
- 1 = With arresters\*

SUPPLY CONNECTION C

- C = ½" Male CPVC
- M = ½" MIP/F.SWT
- P = ½" Male sweat/press/push
- V = ½" Viega PureFlow® PEX
- W = ½" PEX F1960 Grip™
- X = ½" PEX F1807/2159 Crimp™

Available Separately:  
696-EX: Frame extension  
696-CF: Secondary drain funnel

<sup>1</sup>No-Lead options include C69300 dezincification and SCC resistant, and is compliant with NSF-61 Annex G and California No Lead Plumbing Law  
<sup>2</sup>Leaded brass options are C37700 and C36000

# FIRE-RATED OXBOX

## DESIGN SPECIFICATION

### 1. WALL CONSTRUCTION

- Wood or metal stud construction, max 100 in.<sup>2</sup> of penetrations per 100 ft<sup>2</sup> of wall.
- 16" or 24" on-center stud construction.
- Can be installed with a gap between front and back wall assemblies (UL Design # U341) (Figure 2).
- Single-layer 5/8" gypsum construction with 1-hour fire rating.
- Double-layer 5/8" gypsum construction with 2-hour fire rating. Frame extensions can be used.
- Boxes cannot be installed back to back.

### 2. PIPE/BOX SUPPORT

- Each outlet box shall be installed in a separate stud bay and attached to the stud (Figure 3 & 4). Fire rating does not apply to installations of two or more boxes in the same stud bay.
- Supplied support bar.
- Supply lines to be installed using ordinary methods.
- Drain line to be supported using ordinary methods.

### 3. PIPE MATERIAL

- 2" or larger metallic, PVC, or ABS DWV pipe.
- Metallic or plastic water supply pipe.

### 4. FIRESTOP DEVICE

Sioux Chief fire-rated OxBox uses fire-rated resin. Boxes have 4" x 4" intumescent adhesive pads factory installed on the back of boxes.

NOTE: Gaps up to 1/2" around box can be sealed with drywall plaster. Larger gaps require firestop sealant applied to opening spanning entire drywall depth

FIGURE 1

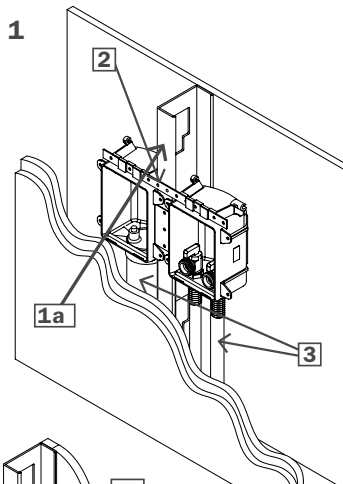
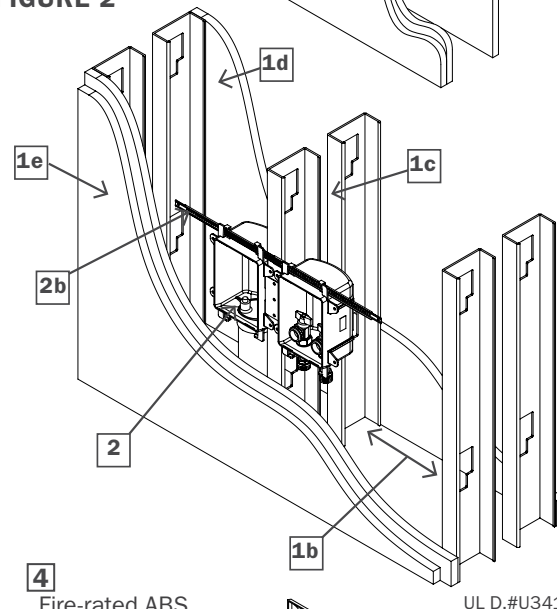


FIGURE 2



UL D.#U341

"over stud" installation

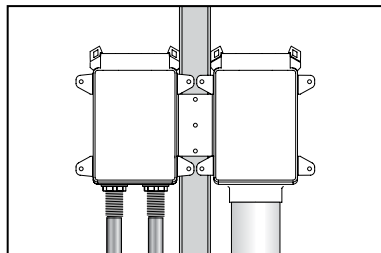


FIGURE 3

"separate stud bay" installation

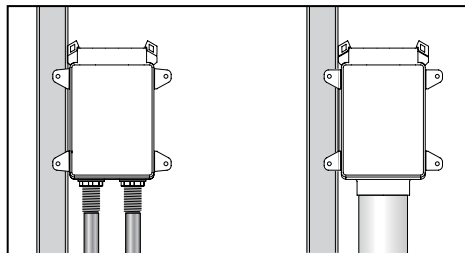


FIGURE 4

**THE FIRE-RATED OXBOX IS CERTIFIED BY INTERTEK/WARNOCK HERSEY TO THE FOLLOWING FIRE RATING STANDARDS:**

#### ASTM E-814

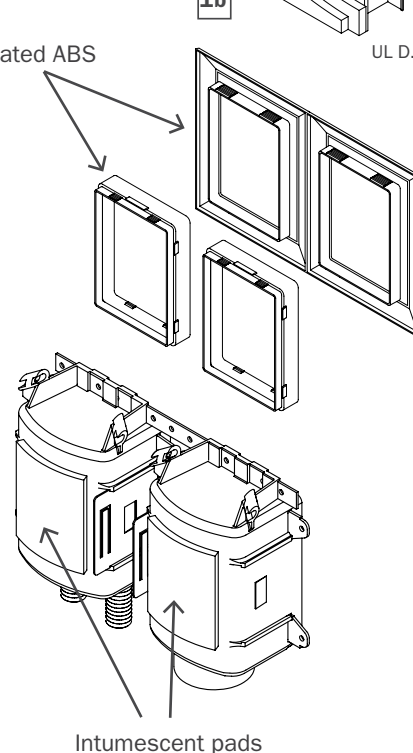
2 hours (F), 1½" hours (T)  
for 2-hour design  
1 hour (F), 31 mins (T)  
for 1-hour design

#### ASTM E119

#### CAN/ULC S115

2 hours (F), 1½" hours (T)  
for 2-hour design  
1 hour (F), 31 mins (T)  
for 1-hour design

#### UL 1479



Intumescent pads