

► **Code Number**

3080052

► **Description**

Exposed, AC-powered, sensor-activated, water closet flushometer with a single-flush side mount unit for top spud floor mounted or wall hung bowls.

► **Flush Cycle**

1.28 gpf/4.8 Lpf

► **Specifications**

Quiet, Exposed, Diaphragm Type, Chrome Plated Closet Flushometer with the following features:

- Handle Packing, Main Seat, Stop Seat and Vacuum Breaker Molded from PERMEX® Rubber Compound for Chloramine resistance
- Chrome Plated Infrared Sensor Housing
- "User in View" Flashing LED
- No External Volume Adjustment to Ensure Water Conservation
- ADA Compliant AC-powered infrared side mount sensor for automatic "No Hands" operation
- Can be Mounted on either the Left or Right Side of Valve
- True Mechanical Override Flush Button
- 72-Hour Sentinel Flush
- Infrared Sensor Range Adjustment Screw and Reset Button
- Sweat Solder Adapter w/Cover Tube and Cast Wall Flange with Set Screw
- 1" I.P.S. Screwdriver Bak-Chek® angle stop with stop plug
- Spud Coupling and Flange for 1 1/2" Top Spud

Valve Body, Cover, Tailpiece and Control Stop shall be in conformance with ASTM Alloy Classification for Red Brass. Valve shall be in compliance to the applicable sections of ASSE 1037 and ANSI/ASME 112.19.2.

► **Accessories (specify separately)**

- 120 VAC Input/6 VAC Output, 50/60 Hz (3 VA) Plug-In (will operate 1 unit)
- 120 VAC Input/6 VAC Output, 50/60 Hz (25 VA) Box Mount (will operate up to 6 units)

► **Fixtures**

Consult factory for matching Sloan brand fixture options.



► **Smart Sense Technology™**

Sloan® SFSM flushometers are equipped with Smart Sense Technology™, which applies extended range and logic techniques to provide superior sensor-activated performance.

► **Automatic Operation**

Sloan's SFSM flushometers are activated via multi-lobular infrared sensor. The sensor sets the flushing mechanism when the user is detected and Completes the flush when the user steps away.

► **Manual Operation**

Sloan's SFSM flushometers can also be activated manually by pushing the black TMO button.

► **Hygienic**

Touchless, sensor activation eliminates the need for user contact to help control the spread of infectious diseases. The Sloan DFSM Electronic Retrofit Units are provided with Reduced or Full Flush Override Buttons to allow a "courtesy flush" for individual user comfort. The 72-Hour Sentinel Flush keeps fixture fresh during periods of nonuse.

► **Compliance & Certifications**



This space for Architect/Engineer Approval

► ELECTRICAL SPECIFICATIONS

Control Circuit

Solid State

72 Hour Sentinel Flush

6 VAC/7.6 VDC Input

Closet Range: 2-3 Second Arming Delay

Sensor Type

Infrared Convergence Type Object Lock Detection

Sensor Range

Factory Set at 22" - 42" (559 mm-1067 mm)

If converted to urinal range setting: 15-30" (381-762 mm)

Transformers

Sloan Part #EL-451 (Box Mount) 120 VAC, 50/60 Hz Primary 6 VAC, 50/60 Hz Secondary Class II, 25 VA.

Sloan Part #EL-386 (Plug-in) 120 VAC, 50/60 Hz Primary 6 VAC, 50/60 Hz Secondary Class II, 3 VA.

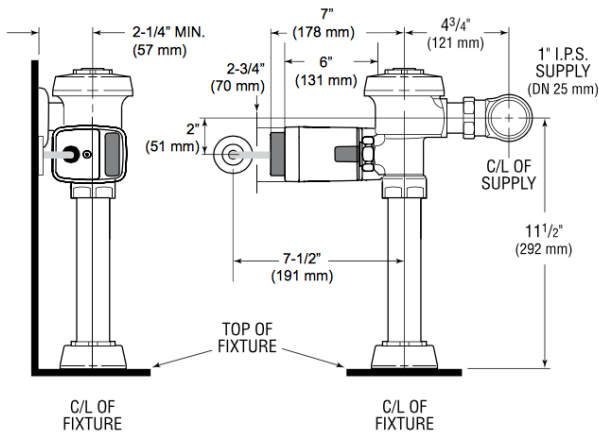
Indicator Lights

User in View

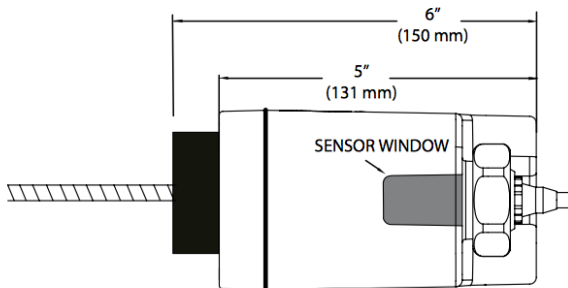
Valve Operating Pressure (Flowing)

25-80 psi (172-552 kPa)

► ROUGH-IN



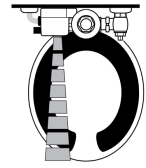
EL-700-A Single-Flush Side Mount Hardwired unit shown on a Sloan 111 closet flushometer



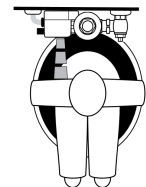
Side Mount Hardwired Unit Dimensions

► OPERATION

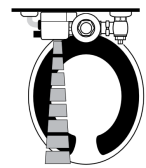
1. A continuous, invisible light beam is emitted from the object infrared sensor.



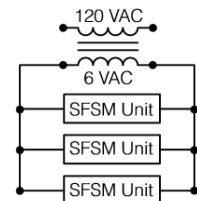
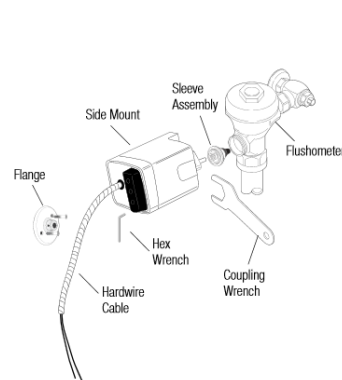
2. As the user enters the beams effective range, 22-42" (559-1067 mm), the object lock infrared sensor senses the user.



3. When the user steps away from the object lock infrared sensor, the circuit initiates the flushing cycle to flush the fixture. The circuit then automatically resets and is ready for the next user.



► SIDE MOUNT COMPONENTS



One EL-386 transformer serves one (1) SF5M closet/urinal flushometer. One EL-451 transformer serves up to six (6) SF5M closet/urinal flushometers. Specify part number and number of transformers required accordingly.