

Features

- 36" (914 mm) minimum base cabinet width
- Single bowl
- 9" (229 mm) depth provides generous workspace
- Short apron allows sink to be used in most standard cabinetry or retrofitted to existing standard cabinetry
- Self-Trimming® apron overlaps cabinet face for easy installation and beautiful results
- Rear drain placement increases cabinet storage space underneath sink
- Includes installation hardware
- Sink drain with strainer sold separately

Material

- Premium 18-gauge stainless steel

Installation

- Undermount

Required Products/Accessories

K-6474 Sink Rack

K-8801 Sink drain and strainer with tailpiece

or

K-8799 Sink drain and strainer basket

or

K-11352 Disposal Flange with Stopper

Recommended Products/Accessories

K-23726 Drain treatment

K-23729 Stainless steel cleaner

Included Components

91915 Hardware Kit

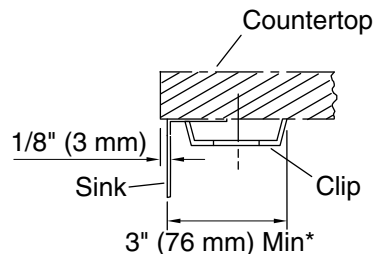
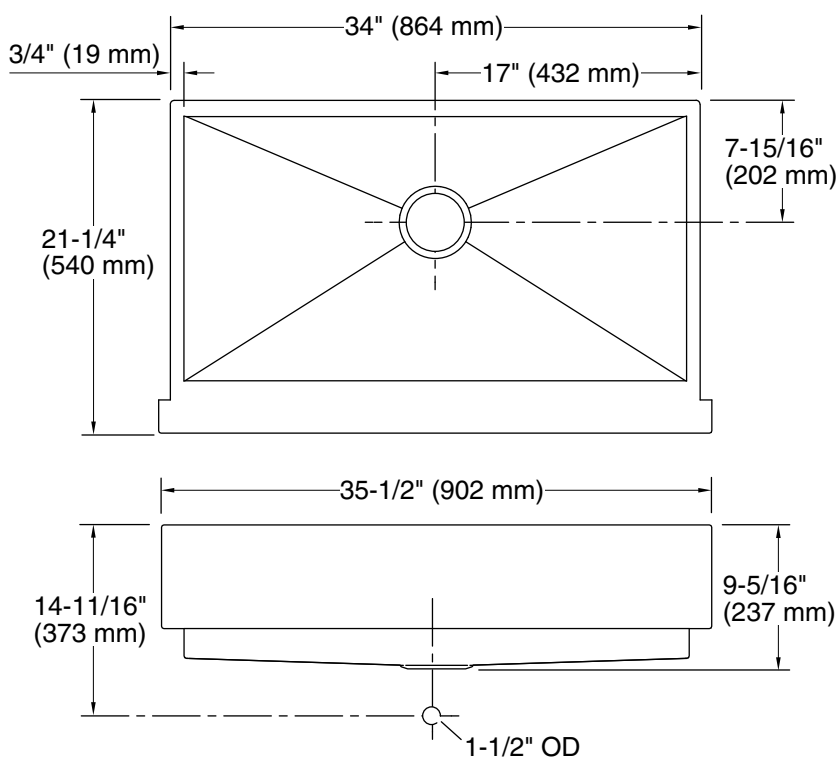


Codes/Standards

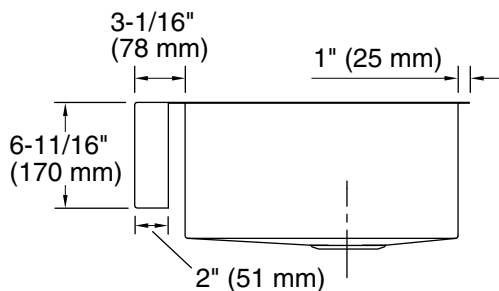
ASME A112.19.3/CSA B45.4

KOHLER® Stainless Steel Sinks Lifetime Limited Warranty

See website for detailed warranty information.



*Allow clearance around the back sink rim for clip attachment.



Technical Information

All product dimensions are nominal.

Basin configuration: Single Bowl
 Min. base cabinet width: 36" (914 mm)

Bowl area (Basin #1):
 Length: 32-1/2" (826 mm)
 Width: 17-3/16" (437 mm)
 Bowl depth: 9" (229 mm)

Drain hole: 3-11/16" (94 mm)

Template: 1166719-7, required, included

Notes

Install this product according to the installation instructions.

Allow a minimum of 3" (76 mm) clearance for the back 1" (25 mm) sink rim flange for clip attachment.

The 3/4" (19 mm) side rim flanges are supported without using the clip attachment. See the installation guide for further instructions.