

Features

- For baths 14" – 21" (356 – 533 mm) deep from center of bath overflow outlet to center of bath drain outlet
- External 27" (686 mm) length cable
- No internal linkages, reducing the potential for clogging

Material

- Metal construction control handle and stopper
- Schedule 40 PVC

Installation

- Adjustable rotating connection for easy installation

Recommended Products/Accessories

K-23726 Drain treatment



Codes/Standards











ASME A112.18.2/CSA B125.2

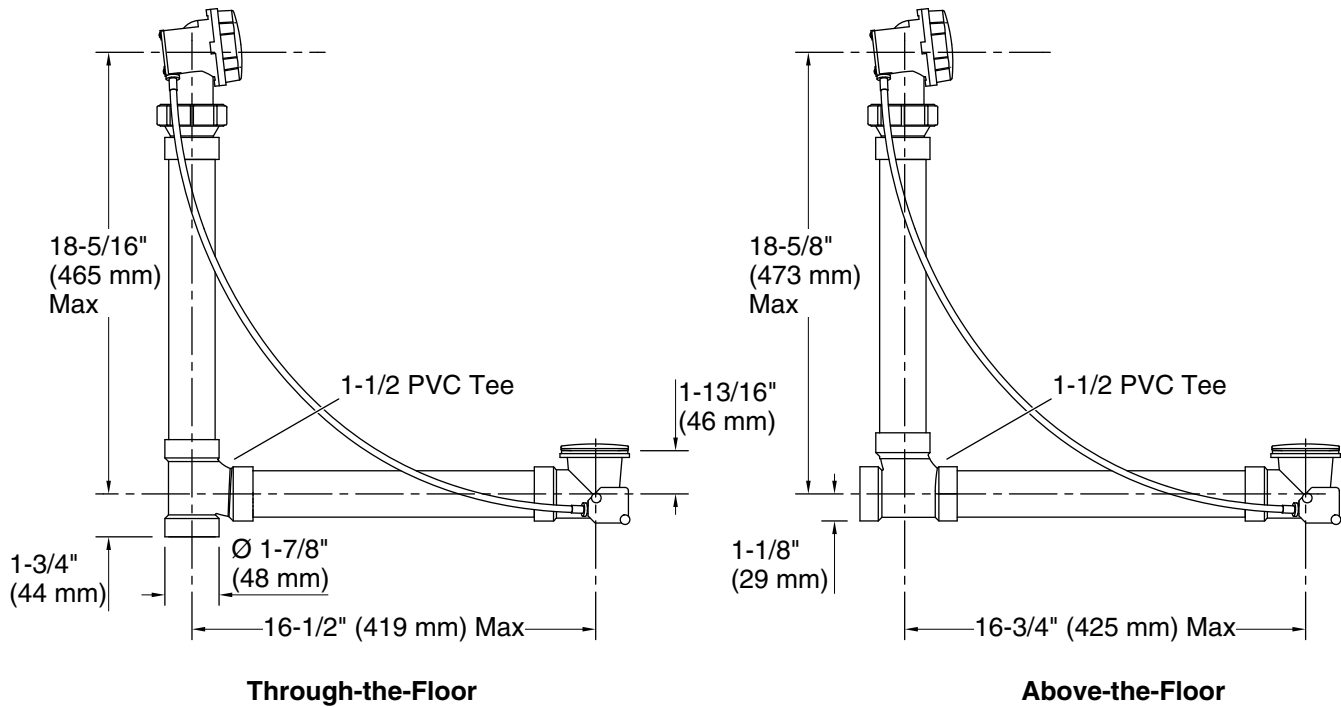
KOHLER® One-Year Limited Warranty

See website for detailed warranty information.

Available Colors/Finishes

Color tiles intended for reference only.

Color	Code	Description
	CP	Polished Chrome
	SN	Vibrant® Polished Nickel
	AF	Vibrant® French Gold
	BN	Vibrant® Brushed Nickel
	BV	Vibrant® Brushed Bronze
	BL	Matte Black
	2MB	Vibrant® Brushed Moderne Brass
	TT	Vibrant Titanium
	BGP	Vibrant Brushed Graphite
	DR	Deep Bronze



Technical Information

All product dimensions are nominal.

Material: Metal

Notes

Install this product according to the installation guide.

The combined length of the vertical (supplied) and horizontal (supplied) tubing after being cut for the bath installation must be equal to or less than 25" (635 mm).