




**NDS**<sup>®</sup>  
We put water in its place

Your knowledgeable and  
trusted partner for the best in  
water management solutions



## 2016/2017 Product Catalog

Commercial Stormwater Management

Residential Stormwater Management

Professional Irrigation

Flow Management

[ndspro.com](http://ndspro.com)

MADE IN  
**USA**



## PERMEABLE PAVERS



PERMEABLE PAVERS

Part of the S5 Sustainable Stormwater System, NDS Permeable Pavers provide an alternative solution to traditional paving methods. Creating a strong grass or gravel surface that can support heavy vehicles, they maintain permeable surface areas, eliminating or reducing stormwater runoff.



## Benefits

**Greatest Compressive Strength\***. Offering a high load-bearing capacity, NDS Permeable Pavers feature hexagonal cells that connect together to form a flexible grid system capable of handling significant structural loads.

**Easy Installation**. EZ Roll™ products come in large rolls that are easily placed and clipped together. Tufftrack™ features an integrated easy to assemble clip, that greatly reduces installation time.

**Reduced Maintenance**. Less expensive to maintain over time than traditional hardscaping and reduces demands put on landscape drainage systems.

**Environmentally Friendly**. NDS Permeable Pavers contribute to LEED credits and are made of up to 100% recycled plastic.

\*Compare the strength of NDS Permeable Pavers to the competition.



# TUFFTRACK™ GRASS & GRAVEL PAVER

PERMEABLE PAVERS



**Tufftrack™ Grass & Gravel Pavers** are the strongest paver on the market that works for both grass and gravel applications. Manufactured in rigid 24" square panels it offers maximum strength and stabilization for support of heavy vehicles like fire trucks.

Tufftrack™ Grass & Gravel Pavers are 24" x 24" rigid panels featuring a clip fastener designed for fast installation that easily connects without extra pieces or tools. The Tufftrack Grass & Gravel Paver has a combined series of 120 nested hexagonal cells per paver cell with 12 connecting clips. This unique combination provides superior stability and durability.

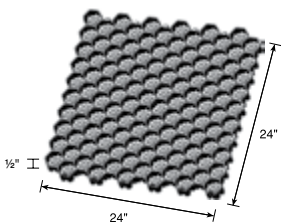

## Ideal Applications

- Fire lanes
- Emergency vehicle access roads
- Truck maintenance and equipment yards
- Construction entrance soil stabilization
- Truck & cart wash-down areas
- RV & boat access and parking
- Residential driveways
- Parking lots
- Overflow parking lots



## Specifications

**Tufftrack™ TT-24 is available in:**  
24" x 24" panels, 1.5" thick

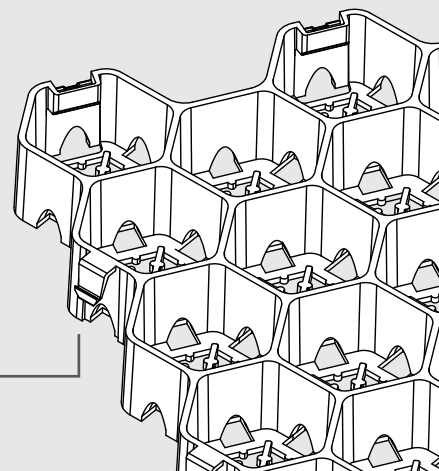


Empty cells have a compressive strength of

**81,744 psf**

Product ships in 24 in. squares for easy layout

Unique tongue & groove clips are easier to install



Part No.	Description	Color	Pkg. Qty./ Pallet Qty.	Wt. Ea. Lbs.	Product Class
TT-24	24" x 24" Tufftrack® Grass & Gravel Pavers	Black	1/132	4.00	55GP

## EZ ROLL™ & HONOR ROLL™ GRASS PAVERS



**EZ Roll™ Grass Pavers** feature hexagonal cells that protect the root zone and prevent soil compaction, allowing healthy grass to thrive in areas that would traditionally have impervious hardscaping installed.

EZ Roll™ Grass Pavers are honeycombed rolled grass pavers that are comprised of 24" x 24" x 1" panels. The product is made of up to 100% recycled HDPE material with UV inhibitors. Panels are available in pre-assembled rolls, and multiple panels and rolls easily connect together with a series of locking joints. EZ Roll Grass Pavers have an ultimate compression load rating of 57,888 psf "empty."

### Ideal Applications

- Golf cart paths
- Residential driveways
- Parking lots
- Roadway shoulders
- Emergency vehicle or service access roads – Also an effective solution for erosion control on slopes and in swales



**Honor Roll™ Pavers** are ideal for long, linear applications next to curbs, medians.

### Specifications

#### EZ Roll™ Grass Paver

3.96 ft. x 24 ft. rolls – 97 square feet total

3.96 ft. x 152 ft. rolls – 601.6 square feet total

(150 ft. +/- 2 ft. on the length and 3.96 ft. +/- 1/2 in. for width using 76 panel pairs total)



#### Honor Roll™

13 in. x 150 ft. rolls – 158.3 square feet total

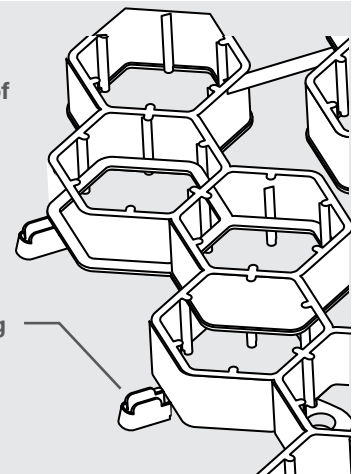
18 in. x 150 ft. rolls – 226.5 square feet total

Empty cells have a compressive strength of

**57,888 psf**

Product ships in large rolls for easy rollout

Easy to connect locking tabs on sides and ends



Part No.	Description	Color	Pallet Qty.	Wt. Ea. Lbs.	Product Class
EZ4X24	EZ Roll™ Grass Pavers, 3.96 ft. x 24 ft. roll, 97 sf total	Black	6	55.44	55GP
EZ4X150	EZ Roll™ Grass Pavers, 3.96 ft. x 152 ft. roll, 601.6 sf total	Black	1	360.00	55GP
EZ13X150	Honor Roll™ Pavers, 13 in. wide roll	Black	1	172.49	55GP
EZ1.5X150	Honor Roll™ Pavers, 18 in. wide roll	Black	1	172.49	55GP

PERMEABLE PAVERS

# EZ ROLL™ GRAVEL PAVERS

PERMEABLE PAVERS



**EZ Roll™ Gravel Pavers** preserve permeability and help maintain the look and functionality of a gravel road. Made with 100% recycled materials, they also minimize surface water runoff and present an attractive and sustainable alternative to traditional concrete or asphalt.

NDS EZ Roll™ Gravel Pavers are a high quality injection molded, plastic rolled gravel paver structure of linked and nested honeycomb cells. The product is made from up to 100% recycled HPDE plastic with UV inhibitors. Pavers come in pre-assembled rolls, and a lateral snap lock latching system securely connects paver panels together to create an integral paver mat. Pavers must have an ultimate compression load rating of 66,000 psf (empty).

## Ideal Applications

- Golf cart paths
- Service roads
- Jogging tracks
- Bike paths
- RV & boat access & parking
- Residential driveways
- Parking lots
- Roadway shoulders
- Firelanes
- Emergency vehicle access roads
- Truck maintenance and equipment yards
- Construction entrance soil stabilization – also an effective solution for erosion control on slopes & in swales

## Specifications

A **continuous piece of geotextile fabric** prevents migration of base and infill materials yet is porous to allow for the filtration of stormwater runoff.

**Available in four colors** for design flexibility. Crushed or decomposed granite, limestone and pea gravel are just some of the fill material options that work well with EZ Roll™ Gravel.



### EZ Roll™ Gravel Paver

3.87 ft. x 149 ft. rolls – 577 square feet total

(149 ft. +/- 2 ft. on the length and 3.87 ft. +/- 1/2 in. for width using 76 panel pairs total)

### Gravel Paver Stake (GPSTAKE)

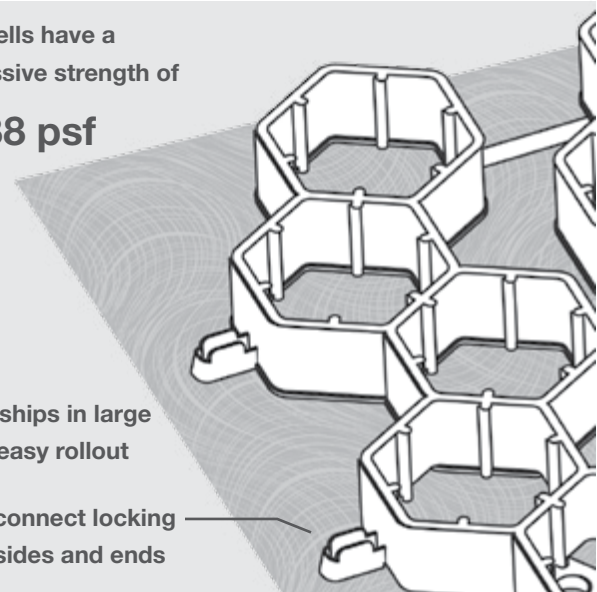
Ships with EZ Roll™

Empty cells have a compressive strength of

**57,888 psf**

Product ships in large rolls for easy rollout

Easy to connect locking tabs on sides and ends



Part No.	Description	Color	Pkg. Qty.	Wt. Ea. Lbs.	Product Class
GP4X150	EZ Roll™ Gravel Pavers, 3.87 ft. x 149 ft. roll, 577 sf total	Black	1	360.00	55GP
GP4X150G	EZ Roll™ Gravel Pavers, 3.87 ft. x 149 ft. roll, 577 sf total	Gray	1	360.00	55GP
GP4X150R	EZ Roll™ Gravel Pavers, 3.87 ft. x 149 ft. roll, 577 sf total	Brick Red	1	360.00	55GP
GP4X150T	EZ Roll™ Gravel Pavers, 3.87 ft. x 149 ft. roll, 577 sf total	Tan	1	360.00	55GP
GPSTAKE	EZ Roll™ Gravel Paver Stake	Raw Steel	40	23.40	55GP

## EZ MARKER™ PARKING DELINEATORS



Used with EZ Roll™ Grass and Gravel Pavers, NDS **EZ Marker™** is a modular solution to outlining driving lanes, parking stalls, and fire lanes. After the pavers have been unrolled, pinned, and secured, EZ Marker™ snaps into the appropriate empty cells to outline whatever pattern necessary to properly direct vehicular traffic.

EZ Marker™ Parking Delineators increase safety and organization by strategically directing parking lot traffic. Delineators are a great way to guide motorists around hazards and to their final parking destination. Used in conjunction with EZ Roll™ Grass and Gravel Permeable Pavers they provide a simple and effective solution for managing parking lot traffic. EZ Marker™ is durable, tamper-resistant and built to last. Available in various colors to suit any traffic need including grass or gravel parking and fire line access.

### Specifications

- 2.7" hexagonal shape
- 0.40" profile above paver grade
- Molded polypropylene, impact copolymer
- 300 PSI class "C" compressive strength
- Easy clip-in installation
- Self-cleaning: Raised dome design prevents debris from sticking



Part No.	Description	Color
EZMARKER	EZ Roll™ Parking Delineator	White
EZMARKER-B	EZ Roll™ Parking Delineator	Blue
EZMARKER-R	EZ Roll™ Parking Delineator	Red
EZMARKER-Y	EZ Roll™ Parking Delineator	Yellow

For Permeable Paver Technical Information, Refer to Technical Specification documents at [ndspro.com/specifications](https://ndspro.com/specifications)



# LANDSCAPE

LANDSCAPE



## ROOT BARRIER PANELS



Root barrier products direct root growth from shrubs and trees downward, dramatically decreasing the roots' potential to clash with and penetrate nearby hardscapes, walls, or building foundations. The use of NDS root barriers for residential and non-residential landscapes protects many communities and homeowners against the high cost of reparations due to cracks in foundations and buckled sidewalks and driveways.

### Modular EP Series Root Barrier Panels


EP Series Root Barrier Panels are made from injection molded High Impact Polypropylene (HIPP) with a unique factory installed joiner strip that eases installation. EP Series Panels include a "T" top edge to prevent root overgrowth and an Anchor Lock™ external flange at the base to lock panels in the ground. Suitable for all planting installations, EP Series Root Barrier Panels are available in 12", 18", 24" and 36" depths.



Quad Clip™ Joiner Strips



Reinforcing Ribs

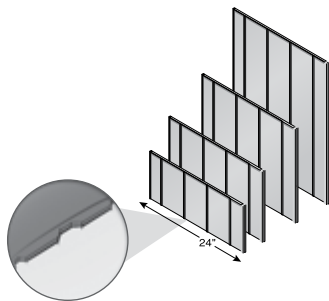


Anchor Lock™

LANDSCAPE

### Specifications

EP Series Root Barrier Panels by NDS include factory installed independent joiner strips. Each Barrier is a minimum of 0.090 inches thick and is made of up to 50% post consumer High Impact Polypropylene (HIPP) with U.V. inhibitors to ensure longevity. Barrier Panels have 1/2" raised vertical ribs running perpendicular to the panel and are 6" on center. All EP Series Panels feature a 3/8" wide "T" top edge and an external ground anchoring base flange that is 1/8" in width.



Part No.	Description	Color	Pkg. Qty.	Wt. Ea. Lbs.	Product Class
EP-1250	12" x 24" Root Barrier Panel	Black	25	1.80	50LP
EP-1850	18" x 24" Root Barrier Panel	Black	25	1.56	50LP
EP-2450	24" x 24" Root Barrier Panel	Black	25	2.12	50LP
EP-3650	36" x 24" Root Barrier Panel	Black	25	3.20	50LP

Includes 1 Joiner Strip per panel

### Recommended Installations

Surround Application:	Linear/Root Pruning Application:
Panels placed around root ball, at a sufficient distance to allow proper backfill of materials.	Panels placed directly adjacent to the hardscape being protected.

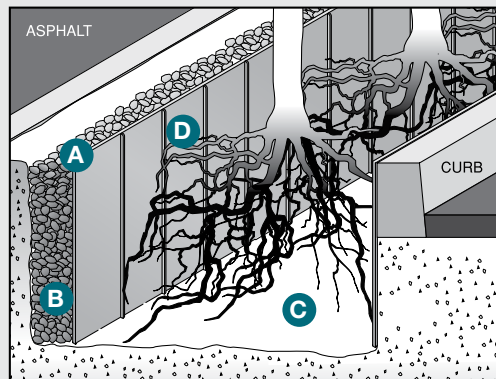
## ROOT BARRIER PANELS

### Root Barrier Sheet Material

Manufactured from durable HDPE, Root Barrier Sheet Material creates a water and root barrier to prevent costly damage to pavements, roads, and building foundations caused by water and roots. The 20-foot-long sheets of material are ideal for linear style planting applications, and are equally suited for individual tree planting use. Root Barrier Sheet Material is available in 12", 18", and 24" depths to meet a variety of applications.


LANDSCAPE

- A - Finished Grade
- B - 3" - 4" of 3/4" Gravel
- C - Amended Soil
- D - Sheet Material



### Specifications

Root Barrier Sheet Material by NDS is manufactured from up to 50% recycled HDPE with U.V. inhibitors with a thickness of 0.040 - 0.060". Barriers feature vertically integrated and flared molded 90° root-deflecting ribs that protrude 1/2" from wall and are placed 6-8" apart. A root impervious molded end provides easy assembly using staples or a sealant design to bind to HDPE (a dual-sided solvent-based tape).



Part No.	Description	Color	Pkg. Qty.	Wt. Ea. Lbs.	Product Class
SM-1220	12" x 20 ft. Roll	Black	1	10.00	50LP
SM-1820	18" x 20 ft. Roll	Black	1	14.00	50LP
SM-2420	24" x 20 ft. Roll	Black	1	18.00	50LP
SM-3620	36" x 20 ft. Roll	Black	1	22.00	50LP

### Recommended Installations

#### Surround Application:

Cut desired length of molded roll material. Connect the ends by overlapping two 6" sections with the leading rib cut directly down the middle. If using a sealant to seal the ends, utilize a dual-sided solvent-based tape (like that sold by Tuff Industries, Inc.). Install by placing the Sheet Material around root ball at a sufficient distance to allow proper backfill – the vertical integrated root-deflecting ribs should always be facing the root ball.

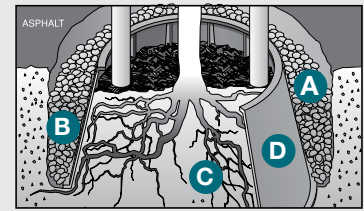
#### Linear/Root Pruning Application:

Cut desired length of molded roll material and install directly adjacent to hardscape being protected

## ROOT BARRIER PLANTERS

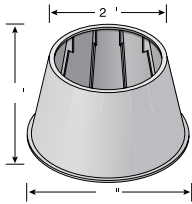
Pre-molded, one piece, tapered root control planter made of Structural Foam High Impact Polyethylene (SFHIPP) for superior strength. The ribbed interior wall design guides tree roots down and out of the flanged base. Advantages include the elimination of measuring, cutting, gluing or assembly of panels. Installation is further simplified in that units fit into a 30" augured hole.

- A - Finished Grade
- B - 3" - 4" of 3/4" Gravel
- C - Amended Soil
- D - Sheet Material



### Specifications

Root Barrier Planter by NDS has a top diameter of 22", a bottom diameter of 30", a height of 18" and a wall thickness of 0.250". Planter is one piece and molded of up to 505 post consumer Structural Foam High Impact Polyethylene (SFHIPP) material with U.V. inhibitors. Root Barrier Planter has a 3/4" inward facing top edge, a 1" external facing ground anchoring base flange with 1/2" high raised vertical ribs at ± 6" intervals on the interior wall.



Part No.	Description	Color	Pkg. Qty.	Wt. Ea. Lbs.	Product Class
FI-15	Tapered Root Barrier Planter	Black	1	13.00	50LP

### Recommended Installations

#### Patio Trees:

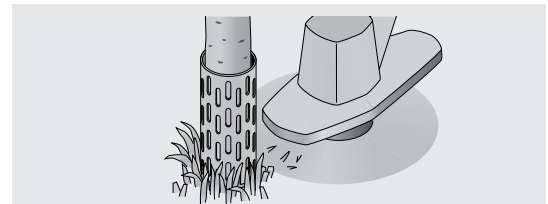
Root Barrier Planter is ideal for a 15 gallon tree or a 16" root ball whose trunk caliper will not exceed 14" in diameter at maturity.

#### Street Tree Use:

Root Barrier Planter is the preferred product for use in city sidewalk cutouts or where trees are completely surrounded by hardscape.

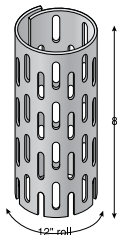
## TRUNK PROTECTOR

Used around the base of trees to prevent damage from lawnmowers, edgers, and string trimmers. The coiled shape allows it to expand with the growth of the tree. It is vented, which permits the tree to breathe and it is notched at the base to accommodate root flare. NDS Trunk Protector is colored to help it blend with the natural shade of the tree. Each unit fits up to a 4" caliper tree; multiple units may be used for larger trees.



### Specifications

Trunk Protector by NDS is made of Low Density linear Polyethylene (LDLPE) material with U.V. inhibitors to insure longevity. Trunk Protector measures 8" high, 12" wide and ± 0.050" thick. Slotted vents are 1" high by 1/4" wide, creating a serrated lower edge on the bottom row.



Part No.	Description	Color	Pkg. Qty.	Wt. Ea. Lbs.	Product Class
TP-128	Trunk Protector	Gray	50	0.16	50LP

### Recommended Installations

Any tree planted in lawn or brush areas where mowing or trimming equipment may cause contact with tree trunks.

Our products are engineered and produced for performance, durability, ease of installation and the efficient use of resources.

