

### Features

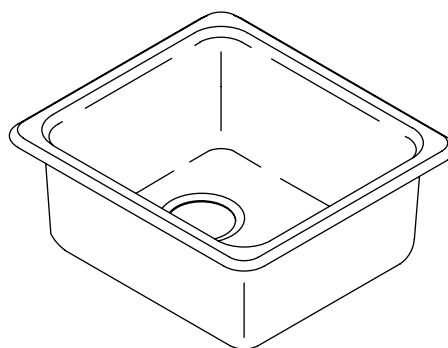
- KOHLER cast iron
- Acid-resistant enamel finish
- Single compartment
- 17" (43.2 cm) x 18-3/4" (47.6 cm) (self-rimming)
- 14" (35.6 cm) x 15-3/4" (40 cm) (undercounter mount)
- 7-1/2" (19.1 cm) (Basin depth)

### Codes/Standards Applicable

Specified model meets or exceeds the following:

- ASME A112.19.1M
- IAPMO/UPC
- CSA B45.0
- CSA International

### SELF-RIMMING OR UNDERCOUNTER KITCHEN SINK K-6584



### Colors/Finishes

- 0: White
- Other: Refer to Price Book for additional colors/finishes

### Accessories

- 0: White
- CP: Polished Chrome
- NA: None applicable
- Other: Refer to Price Book for additional colors/finishes

### Specified Model

Model	Description	Colors/Finishes	
K-6584	Kitchen sink	<input type="checkbox"/> 0	<input type="checkbox"/> Other_____
<b>Optional Accessories</b>			
K-3190	Bottom basin rack	<input type="checkbox"/> 0	<input type="checkbox"/> Other_____
K-3277	Coated wire rinse basket	<input type="checkbox"/> 0	<input type="checkbox"/> Other_____
K-3294	Hardwood cutting board		<input type="checkbox"/> NA
K-5807	36" (91.4 cm) undermount sink kit		<input type="checkbox"/> NA
K-8801	Duostrainer® sink strainer	<input type="checkbox"/> CP	<input type="checkbox"/> Other_____

### Product Specification

The self-rimming kitchen sink shall be 17" (43.2 cm) in length, and 18-3/4" (47.6 cm) in width, or the undercounter mount sink shall be 14" (35.6 cm) in length, and 15-3/4" (40 cm) in width. The sink shall be 7-1/2" (19.1 cm) in basin depth. The sink shall be made of cast iron with acid-resistant enamel finish. The sink shall be single compartment. The sink shall be Kohler Model K-6584-\_\_\_\_\_.

# IRON/TONES®

## Technical Information

Fixture*:	
Sink:	
Basin area	14" (35.6 cm) x 16" (40.6 cm)
Drain hole	3-7/8" D (9.8 cm)
Water depth	7-1/2" (19.1 cm)
* Approximate measurements for comparison only.	

Included components:	
Basin clamp accessory pack	52047
Cut-out template	114332-7

## Installation Notes

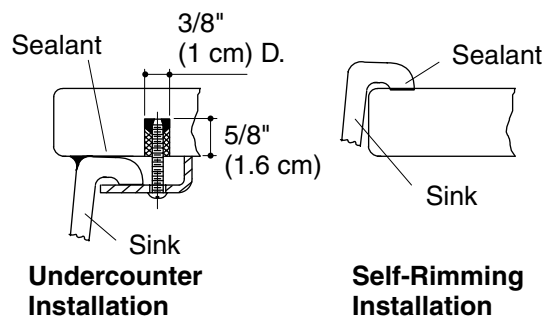
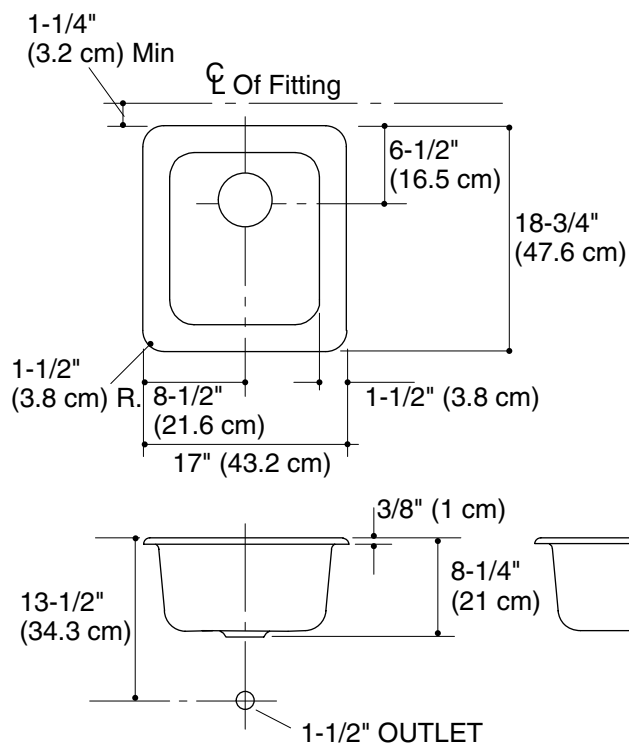
Install this product according to the installation guide.

Refer to install instructions included with fixture before beginning installation.

(T) Drain typically 13-1/2" (34.3 cm).

Supplied basin clamp assemblies require 1" (2.5 cm) minimum countertop thickness. Installer must supply hardware for thinner countertops.

For multiple bowl undercounter installations, a minimum distance of 3-3/8" (8.6 cm) is required between bowls. Countertop supplier to determine required support.



## Product Diagram