



# BARCLAY

Bathtubs 2021

**Revised 8-16-21**





## The **BARCLAY** Guarantee

**We are proud of the brand and products we sell, and we stand behind them 100%. We are committed to offering the right design elements, required performance specs, competitive pricing and unsurpassed customer service.**





**Barclay Products** can trace its history back to 1933 when it was Sterline Showers Company. Its primary products were Converto showers that enabled consumers with claw foot tubs to take showers, as well as soaking baths. In 1974 the company was transformed into an innovative decorative bath supplier with elegant designer products from around the world joining their domestic portfolio. To reflect their new direction, Sterline Showers became Barclay Products Limited in 1982.

### **An International Focus on Bath Decor**

Since the 1980s, the Barclay management team has focused on securing quality products and concepts from around the world that fit into the lifestyles of North American consumers. The list of countries the team has visited in search of uniquely styled bath products reads like the index to a world atlas – including Argentina, Brazil, Canada, Chile, China, Denmark, Dubai, Ecuador, Germany, India, Indonesia, Italy, Korea, Mexico, Portugal, Taiwan, Thailand, Turkey, United Kingdom, and of course, the United States.

Today, Barclay's modern 100,000 square-foot warehouse stocks more than 500 different styles of bathtubs, unique sinks (including wall-hung, pedestal, corner, farm-style, designer kitchen, etc.), pivoting drains, faucets, high-tank toilets, and our original product, Converto showers!

# Table of Contents



Cast Iron . . . . . Pg. 5  
 Acrylic . . . . .Pg. 40  
 Resin . . . . .Pg. 127  
 Copper. . . . .Pg. 136



Shower Rods . . . . . Pg. 194  
 Convertos . . . . . Pg. 206  
 Parts . . . . . Pg. 219

## Soaker Tubs

**pgs.** 5-147

Cast Iron Tubs, Acrylic Tubs,  
 Resin Tubs and Copper  
 Tubs

## Shower Rods

**pgs.** 194-226

Shower Rods, Code Shower  
 Units, Convento Shower  
 Units, Parts and Accessories



Fillers . . . . . Pg. 148  
 Supplies . . . . . Pg. 183  
 Drains . . . . . Pg. 185  
 Bath Parts . . . . . Pg. 189



Shower Heads . . . . . Pg. 227  
 Shower Arms . . . . . Pg. 230  
 Bath Caddies . . . . . Pg. 234  
 Shower Seats. . . . . Pg. 237  
 Towel Racks . . . . . Pg. 244

## Fillers and Supplies

**pgs.** 148-193

Faucets, Fillers, Hand-Held  
 Showers, Supplies, Tub  
 Drains, Parts and Accessories

## Bath Accessories

**pgs.** 227-245

Bath Caddies, Shower Heads,  
 Shower Seats, Shower Stools  
 and towel racks



Chapal in Black Copper Finish

Tub Freight Program .....4  
 Index by Part Number..... 246  
 Terms and Conditions..... 264  
 Warranty..... 264

Barclay's freestanding tub collection continues to impress as we add more styles and options. New options include air massage, tub insulation, integral overflow/drains, exclusive "extra wide" models and, of course, custom painting.

Choose a vibrant color from the Sherwin Williams palette of Protective Marine Coatings to make your tub truly unique. Black and bisque are also available color options.

Barclay will paint the outside of any cast iron, resin or acrylic tub "to order" from the color choices listed below. These tubs are "special order" and non-returnable.



## Morgan Acrylic Double Slipper in Pillar White

### Extra Paint Charge (inside of tub is always white):

Bisque Paint	\$160
Black Paint	\$160
Flat Black Paint	\$160
Designer Color	\$275

View the Sherwin Williams Protective Marine Palette at:

<http://panelbuilt.com/wp-content/uploads/Welded-Booth-Colors.pdf>



# Comfort



***Barclay always keeps comfort in mind. Our collection includes several models with extra width to allow for a comfortable soak.***

***Our acrylic selection offers two round soaking tubs, the 59" Wilshire and 61" Yarborough, as well as Piper and Vaughn which feature a generous width of 45-3/8".***

***In cast iron we offer the Wakely Wide with a width of 32", an increase of 5" over our standard Wakely.***

***Barclay strives to deliver the quality and comfort to which our customers have grown accustomed.***



***The integrated drain/overflow has revolutionized the freestanding tub industry. The subtle overflow slot is an attractive alternative for the modern bathtub styles. A flexible drain tube runs invisibly between the tub walls eliminating the cost, installation time and space required by a conventional waste/overflow unit outside the tub. Drains and decorative covers for both drain and overflow slot are included with the tub. Paired with our Easy Install Tub Rough-In Kit, installing your tub is easier than it has ever been.***

***Barclay is continually adding more models available with the integrated drain/overflow option.***



Picture Gallery . . . Merrick



Special by design



Picture Gallery . . . Paige



Special by design



# Air Jet Massage

You can experience the luxury of heated air jet massage in your own home with our air massage option for acrylic, copper or resin tubs. Relax and feel the stress of the day evaporate as pre-warmed air surges through 16 strategically placed jets, surrounding your body with air bubbles to massage aching muscles and stimulate your circulatory system. Control the intensity of your massage with the water tight, ergonomically shaped remote.

No need to worry about maintenance as backflow preventors and an automatic system purge make this system virtually maintenance free. An automatic shut down after 20 minutes ensures your safety.




Watch for the air bubble icon to signify compatible tubs.



**AIR KIT 1**  
**AIR KIT 2**

**Air Massage with White Jets \$2,300**  
**Air Massage with Black Jets \$2,300**



- A** AIR JET - Bottom air jets for maximum bubble action.
- B** BLOWER - The heart of the massage system.
- C** MANIFOLD - Double backflow security prevention device.
- D** FLEXIBLE PVS HOSING - IAPMO certified.
- E** MAIN AIR INTAKE HOSE - High temperature and pressure resistant.

Our air massage system is manufactured in Canada using the latest technology to ensure your comfort and safety.

- ▶ Powered by 750 watt motor
- ▶ Air pre-heated by 300 watt heater
- ▶ System operates on 120V
- ▶ Air jets are solid brass with 24 air holes each
- ▶ Air jets are available with either white or black caps
- ▶ No water flows through hoses, eliminating the danger of stagnant water collection
- ▶ Automatic purge dries jets after each use
- ▶ Not available for cast iron tubs or tubs with feet
- ▶ Tubs with air massage installed are non-returnable

## Barclay Soaker Tub Freight Program



### Barclay Has Simplified the Delivery of Your Soaker Tub

For any tub purchased from Barclay Products shipped within the **Continental United States**.\*

**\$200 Delivery Charge to Commercial Locations**

**\$400 Delivery Charge to Residential Locations**

Curb-side delivery with lift gate service is included for residential deliveries. Residential customers will be contacted by the trucking company for delivery confirmation.

**PLUS . . .** Purchase the coordinating tub filler, supplies, shower rod and drain when you purchase your tub and they ride for free.

\*Alaska and Hawaii are excluded.

Cast Iron Tubs



L 48"  
 W 30"  
 H 21<sup>7</sup>/<sub>8</sub>" (from floor to top of tub)  
 17<sup>3</sup>/<sub>4</sub>" (from bottom of tub to top of tub)



**Abbey 48" Cast Iron Roll Top Tub**

- Inside finish: white enamel
- Overflow
- Ball and claw feet are cast iron
- End drain

Gallon capacity: 29 • Shipping weight: 413 lbs.  
 Empty weight: 233 lbs. • Filled weight: 484 lbs.

All CTRH tubs have 3<sup>3</sup>/<sub>8</sub>" centers in tub wall.  
 All CTRN tubs have no faucet holes with continuous rolled rim.  
 White feet are cast iron with white powder coat.

Color	Product Number	Feet Finish	Price
WH	CTRH49C-WH-PB	Polished brass	\$2,123
WH	CTRH49C-WH-CP	Polished chrome	\$2,104
WH	CTRH49C-WH-WH	Painted white	\$2,123
WH	CTRH49C-WH-PN	Polished nickel	\$2,104
WH	CTRH49C-WH-BN	Brushed nickel	\$2,123
WH	CTRH49C-WH-ORB	Oil rubbed bronze	\$2,123
WH	CTRN49C-WH-PB	Polished brass	\$2,123
WH	CTRN49C-WH-CP	Polished chrome	\$2,104
WH	CTRN49C-WH-WH	Painted white	\$2,123
WH	CTRN49C-WH-PN	Polished nickel	\$2,104
WH	CTRN49C-WH-BN	Brushed nickel	\$2,123
WH	CTRN49C-WH-ORB	Oil rubbed bronze	\$2,123

Schedule B

**The following is recommended for CTRH49C tubs with faucet holes:**

- Tub wall-mounted faucets or hand-held showers part #4022, 4025 or 4035
- Tub wall-mounted faucets for use with risers: part #4001, 4013, 4023, 4030 or 4031
- Double offset bath supplies: part #5576
- Leg tub drain: part #5599

**The following is recommended for CTRN49C tubs without faucet holes:**

- Faucet: part #4602, 4604 or 7082
- Rigid, freestanding supplies: part #4502
- Leg tub drain: part #5599

**Note:** Oil Rubbed Bronze feet may not match perfectly with fillers, supplies and drains.

Bathtubs now ship with the feet attached and leveled.  
 Bathtubs are thoroughly inspected before being shipped.

Color Code **WH** White

# Soakers

Cast iron, acrylic, copper and resin bathtubs

## Cast Iron Tubs



L 48"  
 W 30"  
 H 21<sup>7</sup>/<sub>8</sub>" (from floor to top of tub)  
 17<sup>3</sup>/<sub>4</sub>" (from bottom of tub to top of tub)

### Addison 48" Cast Iron Roll Top Tub

- Inside finish: white enamel
- Overflow
- Ball and claw feet are cast iron
- End drain

Gallon capacity: 29 • Shipping weight: 413 lbs.  
 Empty weight: 233 lbs. • Filled weight: 484 lbs.

All CTRH tubs have 3<sup>3</sup>/<sub>4</sub>" centers in tub wall.  
 All CTRN tubs have no faucet holes with continuous rolled rim.  
 White feet are cast iron with white powder coat.

Color	Product Number	Feet Finish	Price
WH	CTRH49-WH-PB	Polished brass	\$2,123
WH	CTRH49-WH-CP	Polished chrome	\$2,104
WH	CTRH49-WH-WH	Painted white	\$2,123
WH	CTRH49-WH-PN	Polished nickel	\$2,104
WH	CTRH49-WH-BN	Brushed nickel	\$2,123
WH	CTRH49-WH-ORB	Oil rubbed bronze	\$2,123
WH	CTRN49-WH-PB	Polished brass	\$2,123
WH	CTRN49-WH-CP	Polished chrome	\$2,104
WH	CTRN49-WH-WH	Painted white	\$2,123
WH	CTRN49-WH-PN	Polished nickel	\$2,104
WH	CTRN49-WH-BN	Brushed nickel	\$2,123
WH	CTRN49-WH-ORB	Oil rubbed bronze	\$2,123

Schedule B

#### The following is recommended for CTRH49 tubs with faucet holes:

- Tub wall-mounted faucets or hand-held showers part #4022, 4025 or 4035
- Tub wall-mounted faucets for use with risers: part #4001, 4013, 4023, 4030 or 4031
- Double offset bath supplies: part #5576
- Leg tub drain: part #5599

#### The following is recommended for CTRN49 tubs without faucet holes:

- Faucet: part #4602, 4604 or 7082
- Rigid, freestanding supplies: part #4502
- Leg tub drain: part #5599

**Note:** Oil Rubbed Bronze feet may not match perfectly with fillers, supplies and drains.

Bathtubs now ship with the feet attached and leveled.  
 Bathtubs are thoroughly inspected before being shipped.

Color Code **WH** White

## Cast Iron Tubs



L 54"

W 30 $\frac{3}{8}$ "

H 24" (from floor to top of tub)

19 $\frac{1}{4}$ " (from bottom of tub to top of tub)**Antonio 54" Cast Iron Roll Top Tub**

- Inside finish: white enamel
- End drain
- Overflow
- Ball and claw feet are cast iron
- Continuous rolled rim

Gallon capacity: 36 • Shipping weight: 475 lbs.  
Empty weight: 247 lbs. • Filled weight: 547 lbs.

All CTRH tubs have 3 $\frac{1}{2}$ " centers in tub wall.  
All CTRN tubs have no faucet holes.

Color	Product Number	Feet Finish	Price
WH	CTRH54-WH-UF	Unfinished	\$2,023
WH	CTRH54-WH-BL	Painted black	\$2,064
WH	CTRH54-WH-BQ	Painted bisque	\$2,082
WH	CTRH54-WH-PB	Polished brass	\$2,064
WH	CTRH54-WH-CP	Polished chrome	\$2,045
WH	CTRH54-WH-WH	Painted white	\$2,064
WH	CTRH54-WH-PN	Polished nickel	\$2,045
WH	CTRH54-WH-SN	Brushed nickel	\$2,064
WH	CTRH54-WH-ORB	Oil rubbed bronze	\$2,064
WH	CTRN54-WH-UF	Unfinished	\$2,023
WH	CTRN54-WH-BL	Painted black	\$2,064
WH	CTRN54-WH-BQ	Painted bisque	\$2,082
WH	CTRN54-WH-PB	Polished brass	\$2,064
WH	CTRN54-WH-CP	Polished chrome	\$2,045
WH	CTRN54-WH-WH	Painted white	\$2,064
WH	CTRN54-WH-PN	Polished nickel	\$2,045
WH	CTRN54-WH-SN	Brushed nickel	\$2,064
WH	CTRN54-WH-ORB	Oil rubbed bronze	\$2,064

Schedule B

**Note:** Oil Rubbed Bronze feet may not match perfectly with fillers, supplies and drains.

**The following is recommended for CTRH54 tubs with faucet holes:**

- Tub wall-mounted faucets or hand-held showers part #4022, 4025 or 4035
- Tub wall-mounted faucets for use with risers: part #4001, 4013, 4023, 4030 or 4031
- Double offset bath supplies: part #5576
- Leg tub drain: part #5599
- Complete shower unit: part #4124 or 4143

**The following is recommended for CTRN54 tubs without faucet holes:**

- Faucet: part #4602, 4604 or 7082
- Rigid, freestanding supplies: part #4502
- Leg tub drain: part #5599

Color Code **WH** White

Bathtubs now ship with the feet attached and leveled.  
Bathtubs are thoroughly inspected before being shipped.

## Cast Iron Tubs




L 55½"  
 W 30"  
 H 25" (from floor to top of tub)  
 16½" (from bottom of tub to top of tub)

### Aristo 55" Cast Iron Roll Top Tub

- Inside finish: white enamel
- Overflow
- Ball and claw feet are cast iron
- End drain

Gallon capacity: 41 • Shipping weight: 434 lbs.  
 Empty weight: 247 lbs. • Filled weight: 589 lbs.

All CTR7H54 tubs have 7" centers in tub deck.  
 White feet are cast iron with white powder coat.



#### The following is recommended CTR7H54 tubs with deck holes:

- Rim-mounted faucet: part #4601
- Straight bath supplies: part #5577
- Leg tub drain: part #5599
- Complete shower unit: part #4045, 4062 or 4063

Color	Product Number	Feet Finish	Price
WH	CTR7H54-WH-BQ	Painted bisque	\$2,262
WH	CTR7H54-WH-BL	Painted black	\$2,244
WH	CTR7H54-WH-PB	Polished brass	\$2,244
WH	CTR7H54-WH-CP	Polished chrome	\$2,225
WH	CTR7H54-WH-WH	Painted white	\$2,244
WH	CTR7H54-WH-BN	Brushed nickel	\$2,244
WH	CTR7H54-WH-ORB	Oil rubbed bronze	\$2,244
WH	CTR7H54-WH-UF	Unfinished	\$2,203

Schedule B

**Note:** Oil Rubbed Bronze feet may not match perfectly with fillers, supplies and drains.

Bathtubs now ship with the feet attached and leveled.  
 Bathtubs are thoroughly inspected before being shipped.

Color Code **WH** White

## Cast Iron Tubs



L 67"

W 31"

H 24 $\frac{3}{4}$ " (from floor to top of tub)

Color	Product Number	Feet Finish	Price
WH	CTSQH67-WH	Wooden block	\$3,096
WH	CTSQN67-WH	Wooden block	\$3,096

Schedule B

CTSQN67 tubs can have 8" deck holes drilled upon request. Tubs that have been drilled with 8" deck holes are "special order" and are not returnable.

## Athens 67" Cast Iron Tub

- Inside finish: white enamel
- Overflow
- Non-skid strips
- Wooden block feet
- Center drain

Gallon capacity: 55 • Shipping weight: 560 lbs.  
Empty weight: 360 lbs. • Filled weight: 785 lbs.

CTSQH67 tub has 7" centers in tub deck.  
CTSQN67 tub has no faucet holes.

## The following is recommended for CTSQH67 tubs with deck holes:

- Rim-mounted faucet: part #4601 or 4025
- Straight bath supplies, part #5577
- Leg tub drain: part #5599

## The following is recommended for CTSQN67 tubs without faucet holes:

- Faucet: part #4602, 4604 or 7082
- Rigid, freestanding supplies: part #4502
- Leg tub drain: part #5599

Bathtubs now ship with the feet attached and leveled.  
Bathtubs are thoroughly inspected before being shipped.

Color Code WH White

## Cast Iron Tubs



L 57"  
W 30½"  
H 22¾" (from floor to top of tub)



Color	Product Number	Feet Finish	Price
WH	CTRH58-WH-PB	Polished brass	\$2,294
WH	CTRH58-WH-CP	Polished chrome	\$2,276
WH	CTRH58-WH-WH	Painted white	\$2,294
WH	CTRH58-WH-BN	Brushed nickel	\$2,294
WH	CTRH58-WH-ORB	Oil rubbed bronze	\$2,294
WH	CTR7H58-WH-PB	Polished brass	\$2,294
WH	CTR7H58-WH-CP	Polished chrome	\$2,276
WH	CTR7H58-WH-WH	Painted white	\$2,294
WH	CTR7H58-WH-BN	Brushed nickel	\$2,294
WH	CTR7H58-WH-ORB	Oil rubbed bronze	\$2,294
WH	CTRN58-WH-PB	Polished brass	\$2,294
WH	CTRN58-WH-CP	Polished chrome	\$2,276
WH	CTRN58-WH-WH	Painted white	\$2,294
WH	CTRN58-WH-BN	Brushed nickel	\$2,294
WH	CTRN58-WH-ORB	Oil rubbed bronze	\$2,294

Schedule B

**Note:** Oil Rubbed Bronze feet may not match perfectly with fillers, supplies and drains.

### Ballard 57" Cast Iron Roll Top Tub

- Inside finish: white enamel
- Overflow
- Ball and claw feet are cast iron
- End drain

Gallon capacity: 34 • Shipping weight: 356 lbs.  
Empty weight: 246 lbs. • Filled weight: 530 lbs.

All CTRH58 tubs have 3½" centers in tub wall.  
All CTR7H58 tubs have 7" centers in tub deck.  
All CTRN58 tubs have no faucet holes  
White feet are cast iron with white powder coat.



#### The following is recommended for CTRH58 tubs with faucet holes:

- Tub wall-mounted faucets or hand-held showers part **#4022, 4025 or 4035**
- Tub wall-mounted faucets for use with risers: part **#4001, 4013, 4023, 4030 or 4031**
- Double offset bath supplies: part **#5576**
- Leg tub drain: part **#5599**
- Complete shower unit: part **#4124 or 4143**

#### The following is recommended for CTR7H58 tubs with deck holes:

- Rim-mounted faucet: part **#4601**
- Straight bath supplies: part **#5577**
- Leg tub drain: part **#5599**
- Complete shower unit: part **#4045, 4062 or 4063**

#### The following is recommended for CTRN58 tubs without faucet holes:

- Faucet: part **#4602, 4604 or 7082**
- Rigid, freestanding supplies: part **#4502**
- Leg tub drain: part **#5599**

Bathtubs now ship with the feet attached and leveled.  
Bathtubs are thoroughly inspected before being shipped.

Color Code **WH** White

## Cast Iron Tubs

L 60 $\frac{3}{4}$ "W 30 $\frac{1}{2}$ "

H 24" (from floor to top of tub)

19 $\frac{1}{4}$ " (from bottom of tub to top of tub)**Bartlett 60" Cast Iron Roll Top Tub**

- Inside finish: white enamel
- End drain
- Overflow
- Ball and claw feet are cast iron
- Continuous rolled rim

Gallon capacity: 40 • Shipping weight: 500 lbs.  
Empty weight: 287 lbs. • Filled weight: 621 lbs.

All CTR60 tubs have 3 $\frac{3}{8}$ " centers in tub wall.  
All CTRN60 tubs have no faucet holes.

**The following is recommended for CTR60 tubs with faucet holes:**

- Tub wall-mounted faucets or hand-held showers part #4022, 4025 or 4035
- Tub wall-mounted faucets for use with riser: part #4001, 4013, 4023, 4030 or 4031
- Double offset bath supplies: part #5576
- Leg tub drain: part #5599
- Complete shower unit: part #4124 or 4143

**The following is recommended for CTRN60 tubs without faucet holes:**

- Faucet: part #4602, 4604 or 7082
- Rigid, freestanding supplies: part #4502
- Leg tub drain: part #5599

Color	Product Number	Feet Finish	Price
WH	CTR60-WH-UF	Unfinished	\$2,121
WH	CTR60-WH-BL	Painted black	\$2,161
WH	CTR60-WH-BQ	Painted bisque	\$2,180
WH	CTR60-WH-PB	Polished brass	\$2,161
WH	CTR60-WH-CP	Polished chrome	\$2,144
WH	CTR60-WH-WH	Painted white	\$2,161
WH	CTR60-WH-PN	Polished nickel	\$2,144
WH	CTR60-WH-SN	Brushed nickel	\$2,161
WH	CTR60-WH-ORB	Oil rubbed bronze	\$2,161
WH	CTRN60-WH-UF	Unfinished	\$2,121
WH	CTRN60-WH-BL	Painted black	\$2,161
WH	CTRN60-WH-BQ	Painted bisque	\$2,180
WH	CTRN60-WH-PB	Polished brass	\$2,161
WH	CTRN60-WH-CP	Polished chrome	\$2,144
WH	CTRN60-WH-WH	Painted white	\$2,161
WH	CTRN60-WH-PN	Polished nickel	\$2,144
WH	CTRN60-WH-SN	Brushed nickel	\$2,161
WH	CTRN60-WH-ORB	Oil rubbed bronze	\$2,161

Schedule B

**Note:** Oil Rubbed Bronze feet may not match perfectly with fillers, supplies and drains.

Bathtubs now ship with the feet attached and leveled.  
Bathtubs are thoroughly inspected before being shipped.

Color Code **WH** White

## Cast Iron Tubs



L 60"  
 W 30 $\frac{3}{8}$ "  
 H 22 $\frac{3}{4}$ " (from floor to top of tub)  
 19 $\frac{1}{4}$ " (from bottom of tub to top of tub)



### Beecher 60" Cast Iron Roll Top Tub with 7" Deck Holes

- Inside finish: white enamel
- Non-skid strips
- End drain
- Ball and claw feet are cast iron
- Overflow

Gallon capacity: 40 • Shipping weight: 500 lbs.  
 Empty weight: 287 lbs. • Filled weight: 621 lbs.  
 All CTR7H60 tubs have 7" centers in tub deck.



#### The following is recommended for CTR7H60 tubs with deck holes:

- Rim-mounted faucet: part #4601
- Straight bath supplies: part #5577
- Leg tub drain: part #5599
- Complete shower unit: part #4045, 4062 or 4063

Color	Product Number	Feet Finish	Price
WH	CTR7H60-WH-UF	Unfinished	\$2,291
WH	CTR7H60-WH-BL	Painted black	\$2,332
WH	CTR7H60-WH-BQ	Painted bisque	\$2,350
WH	CTR7H60-WH-PB	Polished brass	\$2,332
WH	CTR7H60-WH-CP	Polished chrome	\$2,313
WH	CTR7H60-WH-WH	Painted white	\$2,332
WH	CTR7H60-WH-PN	Polished nickel	\$2,313
WH	CTR7H60-WH-SN	Brushed nickel	\$2,332
WH	CTR7H60-WH-ORB	Oil rubbed bronze	\$2,332

Schedule B

**Note:** Oil Rubbed Bronze feet may not match perfectly with fillers, supplies and drains.

Bathtubs now ship with the feet attached and leveled.  
 Bathtubs are thoroughly inspected before being shipped.

Color Code **WH** White

## Cast Iron Tubs



L 68"

W 30 $\frac{3}{8}$ "H 24 $\frac{3}{4}$ " (from floor to top of tub)19 $\frac{1}{4}$ " (from bottom of tub to top of tub)**Brocton 68" Cast Iron Roll Top Tub**

- Inside finish: white enamel
- Tap deck
- Overflow
- Ball and claw feet are cast iron
- Non-skid strips
- End drain

Gallon capacity: 57 • Shipping weight: 502 lbs.  
Empty weight: 309 lbs. • Filled weight: 785 lbs.

All CTR67 tubs have 3 $\frac{3}{8}$ " centers in tub wall.  
All CTRN67 tubs have no faucet holes.

Color	Product Number	Feet Finish	Price
WH	CTR67-WH-UF	Unfinished	\$2,220
WH	CTR67-WH-BL	Painted black	\$2,260
WH	CTR67-WH-BQ	Painted bisque	\$2,279
WH	CTR67-WH-PB	Polished brass	\$2,260
WH	CTR67-WH-CP	Polished chrome	\$2,242
WH	CTR67-WH-WH	Painted white	\$2,260
WH	CTR67-WH-PN	Polished nickel	\$2,242
WH	CTR67-WH-SN	Brushed nickel	\$2,260
WH	CTR67-WH-ORB	Oil rubbed bronze	\$2,260
WH	CTRN67-WH-UF	Unfinished	\$2,220
WH	CTRN67-WH-BL	Painted black	\$2,260
WH	CTRN67-WH-BQ	Painted bisque	\$2,279
WH	CTRN67-WH-PB	Polished brass	\$2,260
WH	CTRN67-WH-CP	Polished chrome	\$2,242
WH	CTRN67-WH-WH	Painted white	\$2,260
WH	CTRN67-WH-PN	Polished nickel	\$2,242
WH	CTRN67-WH-SN	Brushed nickel	\$2,260
WH	CTRN67-WH-ORB	Oil rubbed bronze	\$2,260

Schedule B

**The following is recommended for CTR67 tubs with faucet holes:**

- Tub wall-mounted faucets or hand-held showers part **#4022, 4025, 4035**
- Tub wall-mounted faucets for use with risers: part **#4001, 4013, 4023, 4030 or 4031**
- Double offset bath supplies: part **#5576**
- Leg tub drain: part **#5599**
- Complete shower unit: part **#4124 or 4143**

**The following is recommended for CTRN67 tubs without faucet holes:**

- Faucet: part **#4602, 4604 or 7082**
- Rigid, freestanding supplies: part **#4502**
- Leg tub drain: part **#5599**

**Note:** Oil Rubbed Bronze feet may not match perfectly with fillers, supplies and drains.

Bathtubs now ship with the feet attached and leveled.  
Bathtubs are thoroughly inspected before being shipped.

Color Code **WH** White

## Cast Iron Tubs



L 68"  
 W 30½"  
 H 23¼" (from floor to top of tub)  
 18⅝" (from bottom of tub to top of tub)



### Cadmus 68" Cast Iron Roll Top Tub with 7" Deck Holes

- Inside finish: white enamel
- Non-skid strips
- End drain
- Ball and claw feet are cast iron
- Overflow

Gallon capacity: 57 • Shipping weight: 502 lbs.  
 Empty weight: 309 lbs. • Filled weight: 785 lbs.  
 All CTR7H67 tubs have 7" centers in tub deck.



Color	Product Number	Feet Finish	Price
WH	CTR7H67-WH-UF	Unfinished	\$2,378
WH	CTR7H67-WH-BL	Black	\$2,418
WH	CTR7H67-WH-BQ	Bisque	\$2,437
WH	CTR7H67-WH-PB	Polished brass	\$2,418
WH	CTR7H67-WH-CP	Polished chrome	\$2,400
WH	CTR7H67-WH-WH	Painted white	\$2,418
WH	CTR7H67-WH-PN	Polished nickel	\$2,400
WH	CTR7H67-WH-SN	Brushed nickel	\$2,418
WH	CTR7H67-WH-ORB	Oil rubbed bronze	\$2,418

Schedule B

#### The following is recommended for CTR7H67 tubs with deck holes:

- Rim-mounted faucet: part #4601
- Straight bath supplies: part #5577
- Leg tub drain: part #5599
- Complete shower unit: part #4063

**Note:** Oil Rubbed Bronze feet may not match perfectly with fillers, supplies and drains.

Bathtubs now ship with the feet attached and leveled.  
 Bathtubs are thoroughly inspected before being shipped.

Color Code **WH** White

## Cast Iron Tubs

L 60<sup>3</sup>/<sub>4</sub>"  
 W 30<sup>3</sup>/<sub>8</sub>"  
 H 24<sup>7</sup>/<sub>8</sub>" (from floor to top of tub)



Color	Product Number	Price
WH	CTRH60B-WH	\$2,973
WH	CTRNTD60B-WH	\$2,973

Schedule B

### Chadwick 60" Cast Iron Roll Top Tub with Base

- Inside finish: white enamel
- End drain
- Cast iron base
- Overflow

Gallon capacity: 38 • Shipping weight: 490 lbs.  
 Empty weight: 310 lbs. • Filled weight: 627 lbs.

CTRH60B tub has 3<sup>3</sup>/<sub>8</sub>" centers in tub wall.  
 CTRNTD60B tub has no faucet holes and continuous rolled rim.

L 66<sup>1</sup>/<sub>8</sub>"  
 W 30"  
 H 24<sup>1</sup>/<sub>4</sub>" (from floor to top of tub)



Color	Product Number	Price
WH	CTRH66B-WH	\$3,019
WH	CTRNTD66B-WH	\$3,019

Schedule B

### Clancy 66" Cast Iron Roll Top Tub with Base

- Inside finish: white enamel
- End drain
- Cast iron base
- Overflow

Gallon capacity: 42 • Shipping weight: 540 lbs.  
 Empty weight: 360 lbs. • Filled weight: 711 lbs.

CTRH66B tub has 3<sup>3</sup>/<sub>8</sub>" centers in tub wall.  
 CTRNTD66B tub has no faucet holes with continuous rolled rim.

#### The following is recommended for CTRH60B and CTRH66B tubs with faucet holes in the tub wall:

- Tub wall-mounted faucets or hand-held showers: part #4022, 4025 or 4035
- Double offset bath supplies: part #5576
- Leg tub drain: part #5599

#### The following is recommended for CTRNTD60B and CTRNTD66B tubs without faucet holes:

- Faucet: part #4602, 4604 or 7082
- Rigid, freestanding supplies: part #4502
- Leg tub drain: part #5599

Bathtubs are thoroughly inspected before being shipped.

Color Code **WH** White

## Cast Iron Tubs




L 60"  
 W 30<sup>1</sup>/<sub>8</sub>"  
 H 22<sup>1</sup>/<sub>2</sub>" (from floor to top of tub)  
 17<sup>3</sup>/<sub>8</sub>" (from bottom of tub to top of tub)

### Columbus 61" Cast Iron Double Roll Top Tub

- Inside finish: white enamel
- Overflow
- Imperial feet are cast iron
- Center drain

Gallon capacity: 60 • Shipping weight: 480 lbs.  
 Empty weight: 300 lbs. • Filled weight: 801 lbs.

All CTDR7H61 tubs have 7" centers in tub deck.  
 All CTDRN61 tubs have no faucet holes with continuous rolled rim.



The following is recommended for CTDR7H61 tubs with deck holes:

- Rim-mounted faucet: part #4601
- Straight bath supplies: part #5577
- Leg tub drain: part #5599

The following is recommended for CTDRN61 tubs without faucet holes:

- Faucet: part #4602, 4604 or 7082
- Rigid, freestanding supplies: part #4502
- Leg tub drain: part #5599

### Columbus Double Roll Top Tub and Base Combination



Color	Product Number	Price
WH	CTDR7H61B-WH (with holes)	\$2,903
WH	CTDRN61B-WH (without holes)	\$2,903

Color	Product Number	Feet Finish	Price
WH	CTDR7H61-WH-UF	Unfinished	\$2,310
WH	CTDR7H61-WH-BL	Painted black	\$2,350
WH	CTDR7H61-WH-BQ	Painted bisque	\$2,347
WH	CTDR7H61-WH-PB	Polished brass	\$2,350
WH	CTDR7H61-WH-CP	Polished chrome	\$2,327
WH	CTDR7H61-WH-WH	Painted white	\$2,350
WH	CTDR7H61-WH-PN	Polished nickel	\$2,350
WH	CTDR7H61-WH-SN	Brushed nickel	\$2,350
WH	CTDR7H61-WH-ORB	Oil rubbed bronze	\$2,350
WH	CTDRN61-WH-UF	Unfinished	\$2,310
WH	CTDRN61-WH-BL	Painted black	\$2,350
WH	CTDRN61-WH-BQ	Painted bisque	\$2,347
WH	CTDRN61-WH-PB	Polished brass	\$2,350
WH	CTDRN61-WH-CP	Polished chrome	\$2,327
WH	CTDRN61-WH-WH	Painted white	\$2,350
WH	CTDRN61-WH-PN	Polished nickel	\$2,350
WH	CTDRN61-WH-SN	Brushed nickel	\$2,350
WH	CTDRN61-WH-ORB	Oil rubbed bronze	\$2,350

Schedule B

Note: Oil Rubbed Bronze feet may not match perfectly with fillers, supplies and drains.

Bathtubs now ship with the feet attached and leveled.  
 Bathtubs are thoroughly inspected before being shipped.

Color Code **WH** White

## Cast Iron Tubs

L 60"  
W 30"  
H 23<sup>3</sup>/<sub>4</sub>" (from floor to top of tub)



Color	Product Number	Price
WH	CTDR7H60B-WH	\$2,973
WH	CTDRN60B-WH	\$2,973

Schedule B

### Conrad 60" Cast Iron Double Roll Top Tub with Base

- Inside finish: white enamel
- Overflow
- Cast iron base
- Integrated base
- Center drain

Gallon capacity: 32 • Shipping weight: 460 lbs.  
Empty weight: 280 lbs. • Filled weight: 547 lbs.

CTDR7H60B tub has 7" centers in tub deck.

CTDRN60B tub has no faucet holes with continuous rolled rim.

#### The following is recommended for CTDR7H60B tubs with deck holes:

- Rim-mounted faucet: part #4601
- Straight bath supplies: part #5577
- Leg tub drain: part #5599E

#### The following is recommended for CTDRN60B tubs without faucet holes:

- Faucet: part #4602, 4604 or 7082
- Rigid, freestanding supplies: part #4502
- Leg tub drain: part #5599E

### Cromwell 66" Cast Iron Double Roll Top Tub with Base

L 66<sup>1</sup>/<sub>4</sub>"  
W 25<sup>1</sup>/<sub>2</sub>"  
H 24" (from floor to top of tub)



Color	Product Number	Price
WH	CTDR7H66B-WH	\$3,136
WH	CTDRN66B-WH	\$3,136

Schedule B

- Inside finish: white enamel
- Overflow
- Cast iron base
- Integrated base
- Center drain

Gallon capacity: 40 • Shipping weight: 570 lbs.  
Empty weight: 390 lbs. • Filled weight: 724 lbs.

CTDR7H66B tub has 7" centers in tub deck.

CTDRN66B tub has no faucet holes with continuous rolled rim.

#### The following is recommended for CTDR7H66B tubs with deck holes:

- Rim-mounted faucet: part #4601
- Straight bath supplies: part #5577
- Leg tub drain: part #5599E

#### The following is recommended for CTDRN66B tubs without faucet holes:

- Faucet: part #4602, 4604 or 7082
- Rigid, freestanding supplies: part #4502
- Leg tub drain: part #5599E

Color Code **WH** White

## Cast Iron Tubs

L 60<sup>1</sup>/<sub>4</sub>"  
 W 30<sup>3</sup>/<sub>8</sub>"  
 H 23<sup>7</sup>/<sub>8</sub>" (from floor to top of tub)



### Dawson 61" Cast Iron Double Roll Top Tub

- Inside finish: white enamel
- Continuous rolled rim
- Overflow
- Lion paw feet are cast iron
- No faucet holes
- Center drain

Gallon capacity: 30 • Shipping weight: 450 lbs.  
 Empty weight: 270 lbs. • Filled weight: 521 lbs.

#### The following is recommended for CTDRN61LP tubs without faucet holes:

- Faucet: part #4602, 4604 or 7082
- Rigid, freestanding supplies: part #4502
- Leg tub drain: part #5599E

Color	Product Number	Feet Finish	Price
WH	CTDRN61LP-WH-BL	Black	\$2,719
WH	CTDRN61LP-WH-BQ	Bisque	\$2,497
WH	CTDRN61LP-WH-CP	Polished chrome	\$2,679
WH	CTDRN61LP-WH-PB	Polished brass	\$2,719
WH	CTDRN61LP-WH-BN	Brushed nickel	\$2,719
WH	CTDRN61LP-WHORB	Oil rubbed bronze	\$2,719
WH	CTDRN61LP-WH-WH	Painted white	\$2,719

Schedule B

**Note:** Oil Rubbed Bronze feet may not match perfectly with fillers, supplies and drains.

Bathtubs now ship with the feet attached and leveled.  
 Bathtubs are thoroughly inspected before being shipped.

Color Code **WH** White

## Cast Iron Tubs

L 67<sup>3</sup>/<sub>4</sub>"  
 W 31"  
 H 23<sup>1</sup>/<sub>4</sub>" (from floor to top of tub)  
 18<sup>1</sup>/<sub>2</sub>" (from bottom of tub to top of tub)



Color	Product Number	Feet Finish	Price
PI	CTDRN67-PI-PI	Polished cast iron	\$2,951

Schedule B

**Doyle 67" Cast Iron Double Roll Top Tub**

- Inside finish: white enamel
- No faucet holes
- Overflow
- Polished cast iron exterior
- Cast iron feet
- Center drain

Gallon capacity: 55 • Shipping weight: 570 lbs.  
 Empty weight: 350 lbs. • Filled weight: 809 lbs.

**The following is recommended for CTDRN67 tub without faucet holes:**

- Faucet: part #4602, 4604 or 4022
- Rigid, freestanding supplies: part #4502
- Freestanding filler: part #7934, 7952 or 7918  
(Supplies included with filler)
- Leg tub drain: part #5599

L 67<sup>3</sup>/<sub>4</sub>"  
 W 31"  
 H 25<sup>1</sup>/<sub>4</sub>" (from floor to top of tub)  
 17<sup>3</sup>/<sub>4</sub>" (from bottom of tub to top of tub)



Color	Product Number	Price
PI	CTDRN67BP-PI	\$3,914

Schedule B

**Doyle 67" Cast Iron Double Roll Top Tub with Base**

- Inside finish: white enamel
- No faucet holes
- Overflow
- Polished cast iron exterior
- Cast iron base
- Center drain

Gallon capacity: 55 • Shipping weight: 570 lbs.  
 Empty weight: 450 lbs. • Filled weight: 909 lbs.

**The following is recommended for CTDRN67BP tub without faucet holes:**

- Faucet: part #4602, 4604 or 4022
- Rigid, freestanding supplies: part #4502
- Freestanding filler: part #7934, 7952 or 7918  
(Supplies included with filler)
- Leg tub drain: part #5599

Bathtubs now ship with the feet attached and leveled.  
 Bathtubs are thoroughly inspected before being shipped.

Color Code **PI** Polished Cast Iron

## Cast Iron Tubs



L 67 $\frac{3}{4}$ "  
 W 31"  
 H 23 $\frac{3}{4}$ " (from floor to top of tub)  
 18 $\frac{1}{2}$ " (from bottom of tub to top of tub)



### Duet 67" Cast Iron Double Roll Top Tub

- Inside finish: white enamel
- Non-skid strips
- Center drain
- Imperial feet are cast iron
- Overflow

Gallon capacity: 55 • Shipping weight: 570 lbs.  
 Empty weight: 350 lbs. • Filled weight: 809 lbs.

All CTDRH tubs have 7" deck holes in the center of long side of tub.

All CTDRN tubs have no faucet holes with continuous rolled rim.



The following is recommended for CTDRH tubs with deck holes:

- Rim-mounted faucet: part #4601
- Straight bath supplies: part #5577
- Leg tub drain: part #5599

The following is recommended for CTDRN tubs without faucet holes:

- Faucet: part #4602, 4604 or 7082
- Rigid, freestanding supplies: part #4502
- Leg tub drain: part #5599

### Duet Double Roll Top Tub and Base Combination



Color	Product Number	Price
WH	CTDRHB-WH (with holes)	\$3,267
WH	CTDRNB-WH (without holes)	\$3,267

Schedule B

Cutout in base for waste and overflow

Bathtubs now ship with the feet attached and leveled.  
 Bathtubs are thoroughly inspected before being shipped.

Color Code **WH** White

Color	Product Number	Feet Finish	Price
WH	CTDRH-WH-UF	Unfinished	\$2,340
WH	CTDRH-WH-BL	Painted black	\$2,381
WH	CTDRH-WH-BQ	Painted bisque	\$2,403
WH	CTDRH-WH-PB	Polished brass	\$2,381
WH	CTDRH-WH-CP	Polished chrome	\$2,357
WH	CTDRH-WH-WH	Painted white	\$2,381
WH	CTDRH-WH-PN	Polished nickel	\$2,381
WH	CTDRH-WH-SN	Brushed nickel	\$2,381
WH	CTDRH-WH-ORB	Oil rubbed bronze	\$2,381
WH	CTDRN-WH-UF	Unfinished	\$2,340
WH	CTDRN-WH-BL	Painted black	\$2,381
WH	CTDRN-WH-BQ	Painted bisque	\$2,403
WH	CTDRN-WH-PB	Polished brass	\$2,381
WH	CTDRN-WH-CP	Polished chrome	\$2,357
WH	CTDRN-WH-WH	Painted white	\$2,381
WH	CTDRN-WH-PN	Polished nickel	\$2,381
WH	CTDRN-WH-SN	Brushed nickel	\$2,381
WH	CTDRN-WH-ORB	Oil rubbed bronze	\$2,381


Schedule B

CTDRN tubs can have 8" deck holes drilled upon request. Tubs that have been drilled with 8" deck holes are "special order" and are not returnable.

**Note:** Oil Rubbed Bronze feet may not match perfectly with fillers, supplies and drains.

## Cast Iron Tubs

L 67"  
W 26<sup>5</sup>/<sub>8</sub>"  
H 28<sup>1</sup>/<sub>2</sub>" (from floor to top of tub)



Color	Product Number		Price
WH	CTBATN67MS-WH	Matte Black metal skirt	\$ 5,743

Schedule B

### Fernando 67" Cast Iron Bateau Tub with Skirt

- Inside finish: white enamel
- Overflow
- Riveted metal skirt
- No faucet holes
- Center drain

Gallon capacity: 35 • Shipping weight: 504 lbs.  
Empty weight: 324 lbs. • Filled weight: 617 lbs.

#### The following is recommended for CTBATN67 tub without faucet holes:

- Faucet: part #4602, 4604 or 4022
- Rigid, freestanding supplies: part #4502
- Freestanding filler: part #7934, 7952 or 7918 (Supplies included with filler)
- Leg tub drain: part #5599

L 72"  
W 31<sup>1</sup>/<sub>2</sub>"  
H 25<sup>1</sup>/<sub>2</sub>" (from floor to top of tub)



Color	Product Number	Feet Finish	Price
WH	CTDRN72-WH-BL	Black	\$3,522
WH	CTDRN72-WH-BQ	Bisque	\$3,628
WH	CTDRN72-WH-CP	Polished chrome	\$3,522
WH	CTDRN72-WH-PB	Polished brass	\$3,522
WH	CTDRN72-WH-BN	Brushed nickel	\$3,522
WH	CTDRN72-WH-PN	Polished nickel	\$3,522
WH	CTDRN72-WH-ORB	Oil rubbed bronze	\$3,522
WH	CTDRN72-WH-WH	White	\$3,522

Schedule B

### Gallagher 72" Cast Iron Double Roll Top Tub

- Inside finish: white enamel
- Center drain
- Imperial feet
- Overflow

Gallon capacity: 50 • Shipping weight: 500 lbs.  
Empty weight: 300 lbs. • Filled weight: 718 lbs.

CTDRN72 tub has no faucet holes with continuous rolled rim.

#### The following is recommended for CTDRN72 tub without faucet holes:

- Faucet: part #4602, 4604 or 7082
- Rigid, freestanding supplies: part #4502
- Leg tub drain: part #5599E

**Note:** Oil Rubbed Bronze feet may not match perfectly with fillers, supplies and drains.

Color Code **WH** White

Bathtubs now ship with the feet attached and leveled.  
Bathtubs are thoroughly inspected before being shipped.

# Soakers

Cast iron, acrylic, copper and resin bathtubs

## Cast Iron Tubs



L 53¼"  
W 28¼"  
H 25" and 29" (from floor to top of tub)

### Gareth 53" Cast Iron Slipper Tub

- Inside finish: white enamel
- Overflow
- Ball and claw feet are cast iron
- End drain

Gallon capacity: 39 • Shipping weight: 500 lbs.  
Empty weight: 275 lbs. • Filled weight: 601 lbs.

All CTSN53 tubs have no faucet holes with continuous rolled rim.

Color	Product Number	Feet Finish	Price
WH	CTSN53-WH-BL	Black	\$2,626
WH	CTSN53-WH-BQ	Bisque	\$2,644
WH	CTSN53-WH-PB	Polished brass	\$2,626
WH	CTSN53-WH-CP	Polished chrome	\$2,607
WH	CTSN53-WH-PN	Polished nickel	\$2,607
WH	CTSN53-WH-BN	Brushed nickel	\$2,626
WH	CTSN53-WH-ORB	Oil rubbed bronze	\$2,626
WH	CTSN53-WH-WH	Painted white	\$2,626

Schedule B

### The following is recommended for CTSN53 tubs without faucet holes:

- Faucet: part #4602, 4604 or 4063
- Rigid, freestanding supplies: part #4502
- Freestanding filler: part #7934 or 7952  
(Supplies included with filler)
- Leg tub drain: part #5599

**Note:** Oil Rubbed Bronze feet may not match perfectly with fillers, supplies and drains.

Bathtubs now ship with the feet attached and leveled.  
Bathtubs are thoroughly inspected before being shipped.

Color Code **WH** White

Cast Iron Tubs



L 54¼"  
 W 30⅞"  
 H 29⅜" and 23" (from floor to top of tub)




**Gavin 54" Cast Iron Slipper Tub**

- Inside finish: white enamel
- Overflow
- Imperial feet are cast iron
- End drain

Gallon capacity: 29 • Shipping weight: 385 lbs.  
 Empty weight: 275 lbs. • Filled weight: 517 lbs.

All CTS7H54I tubs have 7" centers in tub deck with tap deck.  
 All CTSN54I tubs have no faucet holes with continuous rolled rim.



Color	Product Number	Feet Finish	Price
WH	CTS7H54I-WH-CP	Polished chrome	\$2,239
WH	CTS7H54I-WH-PB	Polished brass	\$2,263
WH	CTS7H54I-WH-BN	Brushed nickel	\$2,263
WH	CTS7H54I-WH-ORB	Oil rubbed bronze	\$2,263
WH	CTS7H54I-WH-PN	Polished nickel	\$2,263
WH	CTS7H54I-WH-WH	Painted white	\$2,263
WH	CTSN54I-WH-CP	Polished chrome	\$2,239
WH	CTSN54I-WH-PB	Polished brass	\$2,263
WH	CTSN54I-WH-BN	Brushed nickel	\$2,263
WH	CTSN54I-WH-ORB	Oil rubbed bronze	\$2,263
WH	CTSN54I-WH-PN	Polished nickel	\$2,263
WH	CTSN54I-WH-WH	Painted white	\$2,263

Schedule B

**Note:** Oil Rubbed Bronze feet may not match perfectly with fillers, supplies and drains.

**The following is recommended for CTS7H54I tubs with deck holes:**

- Rim-mounted faucet: part #4601
- Straight bath supplies: part #5577
- Leg tub drain: part #5599
- Complete shower unit: part #4063

**The following is recommended for CTSN54I tubs without faucet holes:**

- Faucet: part #4602, 4604 or 7082
- Rigid, freestanding supplies: part #4502
- Leg tub drain: part #5599

Bathtubs now ship with the feet attached and leveled.  
 Bathtubs are thoroughly inspected before being shipped.

Color Code **WH** White

## Cast Iron Tubs



L 57"  
W 31"  
H 21½" and 28¼" (from floor to top of tub)

Color	Product Number	Feet Finish	Price
WH	CTSN57I-WH-PB	Polished brass	\$2,348
WH	CTSN57I-WH-CP	Polished chrome	\$2,324
WH	CTSN57I-WH-PN	Polished nickel	\$2,348
WH	CTSN57I-WH-BN	Brushed nickel	\$2,348
WH	CTSN57I-WH-ORB	Oil rubbed bronze	\$2,348
WH	CTSN57I-WH-WH	Painted white	\$2,348

Schedule B

**Note:** Oil Rubbed Bronze feet may not match perfectly with fillers, supplies and drains.

### Giselle 57" Cast Iron Slipper Tub

- Inside finish: white enamel
- Overflow
- Imperial feet are cast iron
- End drain

Gallon capacity: 35 • Shipping weight: 455 lbs.  
Empty weight: 275 lbs. • Filled weight: 567 lbs.

All CTSN57I tubs have no faucet holes with continuous rolled rim.

White feet are cast iron with white powder coat.

#### The following is recommended for CTSN57I tubs without faucet holes:

- Faucet: part #4602
- Rigid, freestanding supplies: part #4502
- Leg tub drain: part #5599

Bathtubs now ship with the feet attached and leveled.  
Bathtubs are thoroughly inspected before being shipped.

Color Code **WH** White

## Cast Iron Tubs



L 57"

W 31"

H 21½" and 28¼" (from floor to top of tub)

16½" and 23½" (from bottom of tub to top of tub)

**Grayson 57" Cast Iron Slipper Tub**

- Inside finish: white enamel
- Overflow
- Ball and claw feet are cast iron
- End drain

Gallon capacity: 35 • Shipping weight: 455 lbs.  
Empty weight: 275 lbs. • Filled weight: 567 lbs.

All CTSN57 tubs have no faucet holes.  
White feet are cast iron with white powder coat.

Color	Product Number	Feet Finish	Price
WH	CTSN57-WH-BL	Painted black	\$2,260
WH	CTSN57-WH-BQ	Painted bisque	\$2,279
WH	CTSN57-WH-PB	Polished brass	\$2,260
WH	CTSN57-WH-CP	Polished chrome	\$2,242
WH	CTSN57-WH-WH	Painted white	\$2,260
WH	CTSN57-WH-PN	Polished nickel	\$2,242
WH	CTSN57-WH-BN	Brushed nickel	\$2,260
WH	CTSN57-WH-ORB	Oil rubbed bronze	\$2,260

Schedule B

**The following is recommended for CTSN57 tubs without faucet holes:**

- Faucet: part **#4602**
- Rigid, freestanding supplies: part **#4502**
- Leg tub drain: part **#5599**

**Note:** Oil Rubbed Bronze feet may not match perfectly with fillers, supplies and drains.

Bathtubs now ship with the feet attached and leveled.  
Bathtubs are thoroughly inspected before being shipped.

Color Code **WH** White

## Cast Iron Tubs



L 61¼"  
 W 30½"  
 H 21½" and 29½" (from floor to top of tub)  
 16½" and 24" (from bottom of tub to top of tub)

### Griffin 61" Cast Iron Slipper Tub

- Inside finish: white enamel
- Non-skid strips
- End drain
- Ball and claw feet are cast iron
- Overflow

Gallon capacity: 43 • Shipping weight: 500 lbs.  
 Empty weight: 300 lbs. • Filled weight: 679 lbs.

All CTSH60 tubs have 7" centers in tub deck.  
 All CTSN60 tubs have no faucet holes with continuous rolled rim.



#### The following is recommended for CTSH60 tubs with deck holes:

- Rim-mounted faucet: part #4601
- Complete shower unit: part #4063
- Straight bath supplies: part #5577
- Leg tub drain: part #5599

**Do not use with rigid, freestanding supplies**

#### The following is recommended for CTSN60 tubs without faucet holes:

- Faucet: part #4602, 4604 or 7082
- Rigid, freestanding supplies: part #4502
- Leg tub drain: part #5599

Color	Product Number	Feet Finish	Price
WH	CTSH60-WH-UF	Unfinished	\$2,141
WH	CTSH60-WH-BL	Painted black	\$2,181
WH	CTSH60-WH-BQ	Painted bisque	\$2,200
WH	CTSH60-WH-PB	Polished brass	\$2,181
WH	CTSH60-WH-CP	Polished chrome	\$2,162
WH	CTSH60-WH-WH	Painted white	\$2,181
WH	CTSH60-WH-PN	Polished nickel	\$2,162
WH	CTSH60-WH-SN	Brushed nickel	\$2,181
WH	CTSH60-WH-ORB	Oil rubbed bronze	\$2,181
WH	CTSN60-WH-UF	Unfinished	\$2,141
WH	CTSN60-WH-BL	Painted black	\$2,181
WH	CTSN60-WH-BQ	Painted bisque	\$2,200
WH	CTSN60-WH-PB	Polished brass	\$2,181
WH	CTSN60-WH-CP	Polished chrome	\$2,162
WH	CTSN60-WH-WH	Painted white	\$2,181
WH	CTSN60-WH-PN	Polished nickel	\$2,162
WH	CTSN60-WH-SN	Brushed nickel	\$2,181
WH	CTSN60-WH-ORB	Oil rubbed bronze	\$2,181

Schedule B

CTSN60 tubs can have 8" deck holes drilled upon request. Tubs that have been drilled with 8" deck holes are "special order" and are not returnable.

**Note:** Oil Rubbed Bronze feet may not match perfectly with fillers, supplies and drains.

Bathtubs now ship with the feet attached and leveled.  
 Bathtubs are thoroughly inspected before being shipped.

Color Code **WH** White

Cast Iron Tubs



L 61¼"  
 W 30⅝"  
 H 24" and 29¾" (from floor to top of tub)  
 H 17½" and 23¾" (from floor to top of tub)

**Halifax 61" Cast Iron Slipper Tub**

- Inside finish: white enamel
- Overflow
- Imperial feet are cast iron
- End drain

Gallon capacity: 45 • Shipping weight: 465 lbs.  
 Empty weight: 285 lbs. • Filled weight: 661 lbs.

All CTSH611 tubs have 7" centers in tub deck.  
 All CTSN611 tubs have no faucet holes with tap deck.  
 White feet are cast iron with white powder coat.



Color	Product Number	Feet Finish	Price
WH	CTSH611-WH-BL	Painted black	\$2,269
WH	CTSH611-WH-BQ	Painted bisque	\$2,292
WH	CTSH611-WH-PB	Polished brass	\$2,269
WH	CTSH611-WH-CP	Polished chrome	\$2,246
WH	CTSH611-WH-PN	Polished nickel	\$2,269
WH	CTSH611-WH-BN	Brushed nickel	\$2,269
WH	CTSH611-WH-ORB	Oil rubbed bronze	\$2,269
WH	CTSH611-WH-WH	Painted white	\$2,269
WH	CTSN611-WH-BL	Painted black	\$2,269
WH	CTSN611-WH-BQ	Painted bisque	\$2,292
WH	CTSN611-WH-PB	Polished brass	\$2,269
WH	CTSN611-WH-CP	Polished chrome	\$2,246
WH	CTSN611-WH-PN	Polished nickel	\$2,269
WH	CTSN611-WH-BN	Brushed nickel	\$2,269
WH	CTSN611-WH-ORB	Oil rubbed bronze	\$2,269
WH	CTSN611-WH-WH	Painted white	\$2,269

Schedule B

**Note:** Oil Rubbed Bronze feet may not match perfectly with fillers, supplies and drains.

**The following is recommended for CTSH611 tubs with deck holes:**

- Rim-mounted faucet: part #4601
- Complete shower unit: part #4063
- Straight bath supplies: part #5577
- Leg tub drain: part #5599

**The following is recommended for CTSN611 tubs without faucet holes:**

- Faucet: part #4602, 4604 or 7082
- Rigid, freestanding supplies: part #4502
- Leg tub drain: part #5599

Bathtubs now ship with the feet attached and leveled.  
 Bathtubs are thoroughly inspected before being shipped.

Color Code **WH** White

## Cast Iron Tubs




L 67"  
W 29"  
H 21½" and 27⅝" (from floor to top of tub)

### Icarus 67" Cast Iron Slipper Tub

- Inside finish: white enamel
- Overflow
- Ball and claw feet are cast iron
- End drain

Gallon capacity: 57 • Shipping weight: 410 lbs.  
Empty weight: 300 lbs. • Filled weight: 776 lbs.

All CTS7H67 tubs have 7" centers in tub deck.  
All CTSN67 tubs have no faucet holes with beveled rim.



Color	Product Number	Feet Finish	Price
WH	CTS7H67-WH-UF	Unfinished	\$2,251
WH	CTS7H67-WH-BL	Painted black	\$2,292
WH	CTS7H67-WH-BQ	Painted bisque	\$2,311
WH	CTS7H67-WH-PB	Polished brass	\$2,292
WH	CTS7H67-WH-CP	Polished chrome	\$2,274
WH	CTS7H67-WH-WH	Painted white	\$2,292
WH	CTS7H67-WH-PN	Polished nickel	\$2,274
WH	CTS7H67-WH-BN	Brushed nickel	\$2,292
WH	CTS7H67-WH-ORB	Oil rubbed bronze	\$2,292
WH	CTSN67-WH-UF	Unfinished	\$2,251
WH	CTSN67-WH-BL	Painted black	\$2,292
WH	CTSN67-WH-BQ	Painted bisque	\$2,311
WH	CTSN67-WH-PB	Polished brass	\$2,292
WH	CTSN67-WH-CP	Polished chrome	\$2,274
WH	CTSN67-WH-WH	Painted white	\$2,292
WH	CTSN67-WH-PN	Polished nickel	\$2,274
WH	CTSN67-WH-BN	Brushed nickel	\$2,292
WH	CTSN67-WH-ORB	Oil rubbed bronze	\$2,292

Schedule B

#### The following is recommended for CTS7H67 tubs with deck holes:

- Rim-mounted faucet: part #4601
- Complete shower unit: part #4063
- Straight bath supplies: part #5577
- Leg tub drain: part #5599

#### The following is recommended for CTSN67 tubs without faucet holes:

- Faucet: part #4602, 4604 or 7082
- Rigid, freestanding supplies: part #4502
- Leg tub drain: part #5599

**Note:** Oil Rubbed Bronze feet may not match perfectly with fillers, supplies and drains.

Bathtubs now ship with the feet attached and leveled.  
Bathtubs are thoroughly inspected before being shipped.

Color Code **WH** White

## Cast Iron Tubs



L 67"

W 31½"

H 27⅞" and 30½" (from floor to top of tub)

**Kirk 67" Cast Iron Slipper Tub**

- Inside finish: white enamel
- Overflow
- Lion paw feet are aluminum brass
- End drain

Gallon capacity: 57 • Shipping weight: 410 lbs.

Empty weight: 300 lbs. • Filled weight: 776 lbs.

All CTSN67LP tubs have no faucet holes and continuous rolled rim.

Color	Product Number	Feet Finish	Price
WH	CTSN67LP-WH-PB	Polished brass	\$2,987
WH	CTSN67LP-WH-CP	Polished chrome	\$2,987
WH	CTSN67LP-WH-BN	Brushed nickel	\$2,987
WH	CTSN67LP-WH-ORB	Oil rubbed bronze	\$2,987
WH	CTSN67LP-WH-PN	Polished nickel	\$2,987
WH	CTSN67LP-WH-WH	Painted white	\$2,987

Schedule B

**The following is recommended for CTSN67LP tubs without faucet holes:**

- Faucet: part **#4602, 4604 or 7082**
- Rigid, freestanding supplies: part **#4502**
- Leg tub drain: part **#5599**

**Note:** Oil Rubbed Bronze feet may not match perfectly with fillers, supplies and drains.**Discontinued**

Bathtubs now ship with the feet attached and leveled.  
Bathtubs are thoroughly inspected before being shipped.

Color Code **WH** White

## Cast Iron Tubs

L 61<sup>3</sup>/<sub>8</sub>"  
 W 30<sup>1</sup>/<sub>2</sub>"  
 H 23<sup>3</sup>/<sub>4</sub>" and 30<sup>3</sup>/<sub>8</sub>" (from floor to top of tub)



### Leonardo 61" Cast Iron Slipper Tub on Base

- Inside finish: white enamel
- End drain
- Integrated base
- Overflow

Gallon capacity: 42 • Shipping weight: 477 lbs.  
 Empty weight: 407 lbs. • Filled weight: 758 lbs.

CTS7H61B tub has 7" centers in tub deck.  
 CTSN61B tub has no faucet holes with continuous rolled rim.

Color	Product Number	Price
WH	CTS7H61B-WH	\$3,326
WH	CTSN61B-WH	\$3,326

Schedule B

### Lyndsey 66" Cast Iron Slipper Tub on Base

- Inside finish: white enamel
- End drain
- Integrated base
- Overflow

Gallon capacity: 35 • Shipping weight: 520 lbs.  
 Empty weight: 381 lbs. • Filled weight: 673 lbs.

CTS7H68B tub has 7" centers in tub deck with tap deck.  
 CTSN68B tub has no faucet holes and continuous rolled rim.

L 66<sup>1</sup>/<sub>2</sub>"  
 W 30<sup>3</sup>/<sub>4</sub>"  
 H 23<sup>1</sup>/<sub>4</sub>" and 28<sup>3</sup>/<sub>4</sub>" (from floor to top of tub)



Color	Product Number	Price
WH	CTS7H68B-WH	\$3,482
WH	CTSN68B-WH	\$3,482

Schedule B

#### The following is recommended for CTS7H61B and CTS7H68B tubs with deck holes:

- Rim-mounted faucet: part #4601
- Complete shower unit: part #4063
- Straight bath supplies: part #5577
- Leg tub drain: part #5599E

#### The following is recommended for CTSN61B and CTSN68B tubs without faucet holes:

- Faucet: part #4602, 4604 or 7082
- Rigid, freestanding supplies: part #4502
- Leg tub drain: part #5599E

Bathtubs are thoroughly inspected before being shipped.

Color Code **WH** White

## Cast Iron Tubs



L 61"  
W 29 3/4"  
H 29" (from floor to top of tub)

### Macon 61" Cast Iron Double Slipper Tub

- Inside finish: white enamel
- Overflow
- Lion paw feet are cast iron
- Center drain

Gallon capacity: 30 • Shipping weight: 410 lbs  
Empty weight: 300 lbs. • Filled weight: 551 lbs.

All CTDS7H61 tubs have 7" deck holes in the center of long side of the tub.  
All CTDSN61 tubs have no faucet holes with continuous rolled rim.



Color	Product Number	Feet Finish	Price
WH	CTDS7H61-WH-BL	Painted black	\$3,091
WH	CTDS7H61-WH-BQ	Painted bisque	\$3,091
WH	CTDS7H61-WH-PB	Polished brass	\$3,091
WH	CTDS7H61-WH-CP	Polished chrome	\$3,051
WH	CTDS7H61-WH-BN	Brushed nickel	\$3,091
WH	CTDS7H61-WH-ORB	Oil rubbed bronze	\$3,091
WH	CTDS7H61-WH-PN	Polished nickel	\$3,091
WH	CTDS7H61-WH-WH	Painted white	\$3,091
WH	CTDSN61-WH-BL	Painted black	\$3,091
WH	CTDSN61-WH-BQ	Painted bisque	\$3,091
WH	CTDSN61-WH-PB	Polished brass	\$3,091
WH	CTDSN61-WH-CP	Polished chrome	\$3,051
WH	CTDSN61-WH-BN	Brushed nickel	\$3,091
WH	CTDSN61-WH-ORB	Oil rubbed bronze	\$3,091
WH	CTDSN61-WH-PN	Polished nickel	\$3,091
WH	CTDSN61-WH-WH	Painted white	\$3,091

Schedule B

**Note:** Oil Rubbed Bronze feet may not match perfectly with fillers, supplies and drains.

#### The following is recommended for CTDS7H61 tubs with deck holes:

- Rim-mounted faucet: part #4601
- Straight bath supplies: part #5577
- Leg tub drain: part #5599

#### The following is recommended for CTDSN61 tubs without faucet holes:

- Faucet: part #4602, 4604 or 7082
- Rigid, freestanding supplies: part #4502
- Leg tub drain: part #5599

Color Code **WH** White

Bathtubs now ship with the feet attached and leveled.  
Bathtubs are thoroughly inspected before being shipped.

## Cast Iron Tubs



L 61"  
W 30"  
H 28" (from floor to top of tub)

Color	Product Number	Price
WH	CTDSN61B-WH	\$3,369

Schedule B

### Maren 61" Cast Iron Double Slipper Tub on Base

- Inside finish: white enamel
- Center drain
- Decorative base
- Overflow

Gallon capacity: 46 • Shipping weight: 470 lbs.  
Empty weight: 357 lbs. • Filled weight: 739 lbs.

CTDSN61B tub has no faucet holes with continuous rolled rim.

#### The following is recommended for CTDSN61B tub without faucet holes:

- Faucet: part #4602, 4604 or 7082
- Rigid, freestanding supplies: part #4502
- Leg tub drain: part #5599E

Bathtubs now ship with the feet attached and leveled.  
Bathtubs are thoroughly inspected before being shipped.

Color Code **WH** White

Cast Iron Tubs



L 66"

W 29"

H 28½" (from floor to top of tub)

**Markus 66" Cast Iron Double Slipper Tub**

- Inside finish: white enamel
- Overflow
- Majestic Lion Paw feet are cast iron
- Center drain

Gallon capacity: 48 • Shipping weight: 436 lbs.  
Empty weight: 353 lbs. • Filled weight: 754 lbs.

CTDS7H66 tub has 7" centers in tub deck.  
CTDSN66 tub has no faucet holes and continuous rolled rim.



Color	Product Number	Feet Finish	Price
WH	CTDS7H66-WH-BL	Painted black	\$3,594
WH	CTDS7H66-WH-BQ	Painted bisque	\$3,753
WH	CTDS7H66-WH-CP	Polished chrome	\$3,594
WH	CTDS7H66-WH-BN	Brushed nickel	\$3,594
WH	CTDS7H66-WH-ORB	Oil Rubbed bronze	\$3,594
WH	CTDS7H66-WH-PB	Polished brass	\$3,594
WH	CTDS7H66-WH-PN	Polished nickel	\$3,594
WH	CTDS7H66-WH-WH	Painted white	\$3,594
WH	CTDSN66-WH-BL	Painted black	\$3,594
WH	CTDSN66-WH-BQ	Painted bisque	\$3,753
WH	CTDSN66-WH-CP	Polished chrome	\$3,594
WH	CTDSN66-WH-BN	Brushed nickel	\$3,594
WH	CTDSN66-WH-ORB	Oil Rubbed bronze	\$3,594
WH	CTDSN66-WH-PB	Polished brass	\$3,594
WH	CTDSN66-WH-PN	Polished nickel	\$3,594
WH	CTDSN66-WH-WH	Painted white	\$3,594

Schedule B

**The following is recommended for CTDS7H66 tubs with deck holes:**

- Rim-mounted faucet: part #4601
- Straight bath supplies: part #5577
- Leg tub drain: part #5599

**The following is recommended for CTDSN66 tubs without faucet holes:**

- Faucet: part #4602, 4604 or 7082
- Rigid, freestanding supplies: part #4502
- Leg tub drain: part #5599

**Note:** Oil Rubbed Bronze feet may not match perfectly with fillers, supplies and drains.

Bathtubs now ship with the feet attached and leveled.  
Bathtubs are thoroughly inspected before being shipped.

Color Code **WH** White

## Cast Iron Tubs



L 72"  
 W 31"  
 H 30" (from floor to top of tub)  
 26 3/4" (from floor to top center of tub)

### Marshall 72" Cast Iron Double Slipper Tub

- Inside finish: white enamel
- Non-skid strips
- Center drain
- Lion paw feet are cast iron
- Overflow

Gallon capacity: 43 1/2 • Shipping weight: 544 lbs.  
 Empty weight: 364 lbs. • Filled weight: 728 lbs.

All CTDSH tubs have 7" deck holes in the center of long side of the tub

All CTDSN tubs have no faucet holes continuous rolled rim.

Color	Product Number	Feet Finish	Price
WH	CTDSH-WH-UF	Unfinished	\$2,966
WH	CTDSH-WH-BL	Painted black	\$3,007
WH	CTDSH-WH-BQ	Painted bisque	\$2,785
WH	CTDSH-WH-PB	Polished brass	\$3,007
WH	CTDSH-WH-CP	Polished chrome	\$2,966
WH	CTDSH-WH-WH	Painted white	\$3,007
WH	CTDSH-WH-PN	Polished nickel	\$3,007
WH	CTDSH-WH-SN	Brushed nickel	\$3,007
WH	CTDSH-WH-ORB	Oil rubbed bronze	\$3,007
WH	CTDSN-WH-UF	Unfinished	\$2,966
WH	CTDSN-WH-BL	Painted black	\$3,007
WH	CTDSN-WH-BQ	Painted bisque	\$2,785
WH	CTDSN-WH-PB	Polished brass	\$3,007
WH	CTDSN-WH-CP	Polished chrome	\$2,966
WH	CTDSN-WH-WH	Painted white	\$3,007
WH	CTDSN-WH-PN	Polished nickel	\$3,007
WH	CTDSN-WH-SN	Brushed nickel	\$3,007
WH	CTDSN-WH-ORB	Oil rubbed bronze	\$3,007

Schedule B

Note: Oil Rubbed Bronze feet may not match perfectly with fillers, supplies and drains.



#### The following is recommended for CTDSH tubs with deck holes:

- Rim-mounted faucet: part #4601 or 4801
- Straight bath supplies: part #5577
- Leg tub drain: part #5599

#### The following is recommended for CTDSN tubs without faucet holes:

- Faucet: part #4602, 4604 or 7082
- Rigid, freestanding supplies: part #4502
- Leg tub drain: part #5599

### Marshall Double Slipper Tub and Base Combination



Color	Product Number	Price
WH	CTDSHB-WH (with holes)	\$3,594
WH	CTDSNB-WH (without holes)	\$3,594

Bathtubs now ship with the feet attached and leveled. Bathtubs are thoroughly inspected before being shipped.

Color Code **WH** White

Cast Iron Tubs



L 67½"  
 W 32"  
 H 27" (from floor to top of tub)  
 25" (from floor to center of tub)

**Maxmillian 67" Cast Iron Double Slipper Tub**

- Inside finish: white enamel
- Overflow
- Leaf feet are cast iron
- Center drain

Gallon capacity: 33 • Shipping weight: 370 lbs.  
 Empty weight: 320 lbs. • Filled weight: 596 lbs.

All CTDSN67 tubs have no faucet holes and continuous rolled rim.

Color	Product Number	Feet Finish	Price
WH	CTDSN67-WH-BL	Painted black	\$3,926
WH	CTDSN67-WH-BQ	Painted bisque	\$4,064
WH	CTDSN67-WH-PB	Polished brass	\$3,926
WH	CTDSN67-WH-CP	Polished chrome	\$3,926
WH	CTDSN67-WH-BN	Brushed nickel	\$3,926
WH	CTDSN67-WH-ORB	Oil rubbed bronze	\$3,926
WH	CTDSN67-WH-PN	Polished nickel	\$3,926
WH	CTDSN67-WH-UF	Unfinished	\$3,926
WH	CTDSN67-WH-WH	Painted white	\$3,926

Schedule B

**The following is recommended for CTDSN67 tubs without faucet holes:**

- Faucet: part #4602, 4604, or 7082
- Rigid, freestanding supplies: part #4502
- Leg tub drain: part #5599

**Note:** Oil Rubbed Bronze feet may not match perfectly with fillers, supplies and drains.

Bathtubs now ship with the feet attached and leveled.  
 Bathtubs are thoroughly inspected before being shipped.

Color Code **WH** White

## Cast Iron Tubs



L 72"  
W 30<sup>3</sup>/<sub>4</sub>"  
H 28<sup>1</sup>/<sub>2</sub>" (from floor to top of tub)

### Nelson 72" Cast Iron Double Slipper Tub

- Inside finish: white enamel
- Overflow
- Regal imperial feet are cast iron
- Center drain

Gallon capacity: 57 • Shipping weight: 525 lbs.  
Empty weight: 300 lbs. • Filled weight: 776 lbs.

All CTDSN73L tubs have no faucet holes and continuous rolled rim.  
All CTDS7H73L tubs have 7" centers in tub deck.



#### The following is recommended for CTDS7H73L tubs with deck holes:

- Rim-mounted faucet: part #4601
- Straight bath supplies: part #5577
- Leg tub drain: part #5599E

#### The following is recommended for CTDSN73L tubs without faucet holes:

- Faucet: part #4602, 4604 or 7082
- Rigid, freestanding supplies: part #4502
- Leg tub drain: part #5599E

Color	Product Number	Feet Finish	Price
WH	CTDS7H73L-WH-BL	Painted black	\$3,411
WH	CTDS7H73L-WH-BQ	Painted bisque	\$3,517
WH	CTDS7H73L-WH-PB	Polished brass	\$3,411
WH	CTDS7H73L-WH-CP	Polished chrome	\$3,411
WH	CTDS7H73L-WH-BN	Brushed nickel	\$3,411
WH	CTDS7H73L-WHORB	Oil rubbed bronze	\$3,411
WH	CTDS7H73L-WH-PN	Polished nickel	\$3,411
WH	CTDS7H73L-WH-WH	Painted white	\$3,411
WH	CTDSN73L-WH-BL	Painted black	\$3,411
WH	CTDSN73L-WH-BQ	Painted bisque	\$3,517
WH	CTDSN73L-WH-PB	Polished brass	\$3,411
WH	CTDSN73L-WH-CP	Polished chrome	\$3,411
WH	CTDSN73L-WH-BN	Brushed nickel	\$3,411
WH	CTDSN73L-WH-ORB	Oil rubbed bronze	\$3,411
WH	CTDSN73L-WH-PN	Polished nickel	\$3,411
WH	CTDSN73L-WH-WH	Painted white	\$3,411

Schedule B

**Note:** Oil Rubbed Bronze feet may not match perfectly with fillers, supplies and drains.

Bathtubs now ship with the feet attached and leveled.  
Bathtubs are thoroughly inspected before being shipped.

Color Code **WH** White

## Cast Iron Tubs



L 72"

W 31"

H 22<sup>1</sup>/<sub>2</sub>" and 28<sup>3</sup>/<sub>8</sub>" (from floor to top of tub)

Color	Product Number	Price
WH	CTDS7H72B-WH	\$3,548
WH	CTDSN72B-WH	\$3,548

Schedule B

### Oxnard 72" Cast Iron Double Slipper Tub on Base

- Inside finish: white enamel
- Center drain
- Decorative base
- Overflow

Gallon capacity: 36 • Shipping weight: 695 lbs.  
Empty weight: 470 lbs. • Filled weight: 771 lbs.

CTDS7H72B tub has 7" centers in tub deck.  
CTDSN72B tub has no faucet holes with continuous rolled rim.



#### The following is recommended for CTDS7H72B tubs with deck holes:

- Rim-mounted faucet: part #4601
- Straight bath supplies: part #5577
- Leg tub drain: part #5599E

#### The following is recommended for CTDSN72B tub without faucet holes:

- Faucet: part #4602, 4604 or 7082
- Rigid, freestanding supplies: part #4502
- Leg tub drain: part #5599E

Bathtubs are thoroughly inspected before being shipped.

Color Code **WH** White

# Soakers

Cast iron, acrylic, copper and resin bathtubs

## Cast Iron Tubs



L 72"

W 30 $\frac{1}{4}$ "

H 24 $\frac{7}{8}$ " and 28 $\frac{1}{2}$ " (from floor to top of tub)

Color	Product Number	Price
WH	CTDSN74B-WH	\$4,149

Schedule B

### Randall 72" Cast Iron Double Slipper Tub on Base

- Inside finish: white enamel
- Center drain
- Decorative base
- Overflow

Gallon capacity: 53 • Shipping weight: 695 lbs.  
Empty weight: 560 lbs. • Filled weight: 1,003 lbs.

CTDSN74B tub has no faucet holes and continuous rolled rim.

#### The following is recommended for CTDSN74B tub without faucet holes:

- Faucet: part #4602, 4604 or 7082
- Rigid, freestanding supplies: part #4502
- Leg tub drain: part #5599E

Bathtubs are thoroughly inspected before being shipped.

Color Code **WH** White

**Cast Iron Tubs**

L 66"  
W 28½"  
H 28¾"



Color	Product Number	Price
WH	CTBATN66-WH	\$7,285

Schedule B

**Raynor 66" Cast Iron Bateau Tub**

- Inside finish: white enamel
- Plain metal skirt
- Center drain
- Overflow

Gallon capacity: 46 • Shipping weight: 589 lbs.  
Empty weight: 479 lbs. • Filled weight: 863 lbs.

CTBATN66 tub has no faucet holes and continuous rolled rim.

**The following is recommended for CTBATN66 tub without faucet holes:**

- Faucet: part #4602, 4604 or 7082
- Rigid, freestanding supplies: part #4502
- Leg tub drain: part #5599E

<u>Standard</u>	<u>Wide</u>
L 67"	67⅝"
W 26¾"	32"
H 28½"	27¾"



Color	Product Number	Description	Price
WH	CTBATN68-WH		\$5,312
WH	CTBATN68W-WH	Extra wide	\$6,115

Schedule B

**Wakely 68" Cast Iron Bateau Tub with Plain Skirt**

- Inside finish: white enamel
- Plain metal skirt
- Overflow
- No faucet holes
- Center drain

Standard

Gallon capacity: 40 • Shipping weight: 504 lbs.  
Empty weight: 324 lbs. • Filled weight: 658 lbs.

Wide

Gallon capacity: 73 • Shipping weight: 504 lbs.  
Empty weight: 542 lbs. • Filled weight: 1148 lbs.

**The following is recommended for CTBATN68 tub without faucet holes:**

- Faucet: part #4602, 4604 or 7082
- Rigid, freestanding supplies: part #4502
- Leg tub drain: part #5599E



Bathtubs are thoroughly inspected before being shipped.

Color Code **WH** White

## Acrylic Tubs



L 54"  
W 29<sup>5</sup>/<sub>8</sub>"  
H 22<sup>1</sup>/<sub>2</sub>" (from floor to top of tub)




### Alexia 54" Acrylic Roll Top Tub

- Double-walled acrylic
- Overflow
- End drain
- Ball and claw feet are aluminum brass

Gallon capacity: 40 • Shipping weight: 126 lbs.  
Empty weight: 66 lbs. • Filled weight: 394 lbs.

All ATRN53 tubs have no faucet holes.  
All ATR7H53 tubs have 7" centers in tub deck.



#### The following is recommended for ATR7H53 tubs with deck holes:

- Rim-mounted faucet: part #4601
- Straight bath supplies: part #5577
- Leg tub drain: part #5599

#### The following is recommended for ATRN53 tubs without faucet holes:

- Faucet: part #4602, 4604 or 7082
- Rigid, freestanding supplies: part #4502
- Leg tub drain: part #5599

Color	Product Number	Feet Finish	Price
WH	ATR7H53-WH-PB	Polished brass	\$1,878
WH	ATR7H53-WH-CP	Polished chrome	\$1,797
WH	ATR7H53-WH-BN	Brushed nickel	\$1,959
WH	ATR7H53-WH-ORB	Oil rubbed bronze	\$2,039
WH	ATRN53-WH-PB	Polished brass	\$1,878
WH	ATRN53-WH-CP	Polished chrome	\$1,797
WH	ATRN53-WH-BN	Brushed nickel	\$1,959
WH	ATRN53-WH-ORB	Oil rubbed bronze	\$2,039

Schedule B

**Note:** Oil Rubbed Bronze feet may not match perfectly with fillers, supplies and drains.

Bathtubs now ship with the feet attached and leveled.  
Bathtubs are thoroughly inspected before being shipped.

Color Code **WH** White

## Acrylic Tubs



L 59"  
W 30½"  
H 24" (from floor to top of tub)

### Amelia 59" Acrylic Roll Top Tub

- Double-walled acrylic
- Overflow
- End drain
- Ball and claw feet are aluminum brass

Gallon capacity: 42 • Shipping weight: 144 lbs.  
Empty weight: 84 lbs. • Filled weight: 501 lbs.

All ATR7H58 tubs have 7" centers in tub deck  
All ATRN58 tubs have no faucet holes.



Color	Product Number	Feet Finish	Price
WH	ATR7H58-WH-PB	Polished brass	\$2,072
WH	ATR7H58-WH-CP	Polished chrome	\$1,991
WH	ATR7H58-WH-BN	Brushed nickel	\$2,153
WH	ATR7H58-WH-ORB	Oil rubbed bronze	\$2,234
WH	ATRN58-WH-PB	Polished brass	\$2,072
WH	ATRN58-WH-CP	Polished chrome	\$1,991
WH	ATRN58-WH-BN	Brushed nickel	\$2,153
WH	ATRN58-WH-ORB	Oil rubbed bronze	\$2,234

Schedule B

#### The following is recommended for ATR7H58 tubs with deck holes:

- Rim-mounted faucet: part #4601
- Straight bath supplies: part #5577
- Leg tub drain: part #5599

#### The following is recommended for ATRN58 tubs without faucet holes:

- Faucet: part #4602, 4604 or 7082
- Rigid, freestanding supplies: part #4502
- Leg tub drain: part #5599

**Note:** Oil Rubbed Bronze feet may not match perfectly with fillers, supplies and drains.

Bathtubs now ship with the feet attached and leveled.  
Bathtubs are thoroughly inspected before being shipped.

Color Code **WH** White

## Acrylic Tubs



L 60"  
W 30"  
H 24½" (from floor to top of tub)  
17¾" (from bottom of tub)



### Andover 60" Acrylic Roll Top Tub

- Inside finish is either white or bisque to match outside color
- Outside is painted over textured fiber glass
- Ball and claw feet are cast aluminum
- Overflow
- End drain

Gallon capacity: 40 • Shipping weight: 110 lbs.  
Empty weight: 62 lbs. • Filled weight: 396 lbs.

All ATR60 tubs have 3/8" centers in tub wall with continuous rolled rim.

Color	Product Number	Feet Finish	Price
WH	ATR60-WH-PB	Polished brass	\$1,879
BQ	ATR60-BQ-PB	Polished brass	\$1,989
WH	ATR60-WH-CP	Polished chrome	\$1,880
BQ	ATR60-BQ-CP	Polished chrome	\$1,990
WH	ATR60-WH-BQ	Painted bisque	\$2,048
BQ	ATR60-BQ-BQ	Painted bisque	\$2,158
WH	ATR60-WH-BL	Painted black	\$2,048
BQ	ATR60-BQ-BL	Painted black	\$2,158
WH	ATR60-WH-WH	Painted white	\$2,048
BQ	ATR60-BQ-WH	Painted white	\$2,158
WH	ATR60-WH-PN	Polished nickel	\$1,886
BQ	ATR60-BQ-PN	Polished nickel	\$1,996
WH	ATR60-WH-BN	Brushed nickel	\$1,918
BQ	ATR60-BQ-BN	Brushed nickel	\$2,027
WH	ATR60-WH-ORB	Oil rubbed bronze	\$1,944
BQ	ATR60-BQ-ORB	Oil rubbed bronze	\$2,054

Schedule B

#### The following is recommended for ATR60 roll top tubs with faucet holes:

- Tub wall-mounted faucets: **#4022, 4025 or 4035**
- Double offset bath supplies: part **#5576**
- Leg tub drain: part **#5599**

**Do not use with rigid, freestanding supplies**

**Note:** Oil Rubbed Bronze feet may not match perfectly with fillers, supplies and drains.

Bathtubs now ship with the feet attached and leveled.  
Bathtubs are thoroughly inspected before being shipped.

Color Code **BQ** Bisque **WH** White

## Acrylic Tubs



L 60"  
W 30"  
H 24½" (from floor)  
18" (from bottom of tub)



### Anthea 60" Acrylic Roll Top Tub

- Inside finish is either white or bisque to match outside color
- Overflow
- Double-walled acrylic
- Ball and claw feet are cast aluminum
- End drain

Gallon capacity: 40 • Shipping weight: 110 lbs.  
Empty weight: 62 lbs. • Filled weight: 396 lbs.

All ADTR60 tubs have 3⅝" centers in tub wall with continuous rolled rim.

Color	Product Number	Feet Finish	Price
WH	ADTR60-WH-PB	Polished brass	\$2,428
BQ	ADTR60-BQ-PB	Polished brass	\$2,483
WH	ADTR60-WH-CP	Polished chrome	\$2,429
BQ	ADTR60-BQ-CP	Polished chrome	\$2,484
WH	ADTR60-WH-BQ	Painted bisque	\$2,598
BQ	ADTR60-BQ-BQ	Painted bisque	\$2,653
WH	ADTR60-WH-BL	Painted black	\$2,598
BQ	ADTR60-BQ-BL	Painted black	\$2,653
WH	ADTR60-WH-WH	Painted white	\$2,598
BQ	ADTR60-BQ-WH	Painted white	\$2,653
WH	ADTR60-WH-PN	Polished nickel	\$2,435
BQ	ADTR60-BQ-PN	Polished nickel	\$2,490
WH	ADTR60-WH-BN	Brushed nickel	\$2,467
BQ	ADTR60-BQ-BN	Brushed nickel	\$2,522
WH	ADTR60-WH-ORB	Oil rubbed bronze	\$2,494
BQ	ADTR60-BQ-ORB	Oil rubbed bronze	\$2,549

Schedule B

**Note:** Oil Rubbed Bronze feet may not match perfectly with fillers, supplies and drains.

#### The following is recommended for ADTR60 roll top tubs with holes:

- Tub wall-mounted faucets: **#4022, 4025 or 4035**
- Double offset bath supplies: part **#5576**
- Leg tub drain: part **#5599**

**Do not use with rigid, freestanding supplies**

Bathtubs now ship with the feet attached and leveled.  
Bathtubs are thoroughly inspected before being shipped.

Color Code **BQ** Bisque **WH** White

## Acrylic Tubs



L 67"  
 W 29"  
 H 25½" (from floor)  
 18" (from bottom of tub)

### Asia 67" Acrylic Roll Top Tub

- Double-walled acrylic
- Overflow
- End drain
- Ball and claw feet are cast aluminum

Gallon capacity: 50 • Shipping weight: 150 lbs.  
 Empty weight: 100 lbs. • Filled weight: 518 lbs.

All ADTR67 tubs have 3⅝" centers in tub wall with continuous rolled rim.

Color	Product Number	Feet Finish	Price
WH	ADTR67-WH-PB	Polished brass	\$2,923
WH	ADTR67-WH-CP	Polished chrome	\$2,924
WH	ADTR67-WH-BQ	Painted bisque	\$3,092
WH	ADTR67-WH-BL	Painted black	\$3,092
WH	ADTR67-WH-WH	Painted white	\$3,092
WH	ADTR67-WH-PN	Polished nickel	\$2,930
WH	ADTR67-WH-BN	Brushed nickel	\$2,962
WH	ADTR67-WH-ORB	Oil rubbed bronze	\$2,988

Schedule B

#### The following is recommended for ADTR67 roll top tubs with holes:

- Tub wall-mounted faucets: **#4022, 4025 or 4035**
- Double offset bath supplies: part **#5576**
- Leg tub drain: part **#5599**

**Do not use with rigid, freestanding supplies**

**Note:** Oil Rubbed Bronze feet may not match perfectly with fillers, supplies and drains.

Bathtubs now ship with the feet attached and leveled.  
 Bathtubs are thoroughly inspected before being shipped.

Color Code **WH** White

## Acrylic Tubs



L 67"  
 W 29½"  
 H 24½" (from floor to top of tub)  
 18" (from bottom of tub)



### Atlin 67" Acrylic Roll Top Tub

- Outside is painted white over textured fiberglass
- End drain
- Ball and claw feet are cast aluminum
- Overflow

Gallon capacity: 50 • Shipping weight: 150 lbs.  
 Empty weight: 100 lbs. • Filled weight: 518 lbs.

All ATR67 tubs have 3/8" centers in tub wall with continuous rolled rim.

Color	Product Number	Feet Finish	Price
WH	ATR67-WH-PB	Polished brass	\$2,248
WH	ATR67-WH-CP	Polished chrome	\$2,249
WH	ATR67-WH-BQ	Painted bisque	\$2,417
WH	ATR67-WH-BL	Painted black	\$2,417
WH	ATR67-WH-WH	Painted white	\$2,417
WH	ATR67-WH-PN	Polished nickel	\$2,255
WH	ATR67-WH-BN	Brushed nickel	\$2,287
WH	ATR67-WH-ORB	Oil rubbed bronze	\$2,313

Schedule B

#### The following is recommended for ATR67 roll top tubs with faucet holes:

- Tub wall-mounted faucets: **#4022, 4025 or 4035**
- Double offset bath supplies: part **#5576**
- Leg tub drain: part **#5599**

**Do not use with rigid, freestanding supplies**

**Note:** Oil Rubbed Bronze feet may not match perfectly with fillers, supplies and drains.

Bathtubs now ship with the feet attached and leveled.  
 Bathtubs are thoroughly inspected before being shipped.

Color Code **WH** White

## Acrylic Tubs



L 69½"  
W 31½"  
H 25¼" (from floor)



### Baroque 70" Acrylic Roll Top Tub

- Double-walled acrylic
- Tap deck
- No overflow
- Lion paw feet are aluminum brass
- End drain

Gallon capacity: 35 • Shipping weight: 162 lbs.  
Empty weight: 102 lbs. • Filled weight: 443 lbs.

All ATR7H70LP tubs have 7" centers in tub deck.  
All ATRN70LP tubs have no faucet holes.



Color	Product Number	Feet Finish	Price
WH	ATR7H70LP-WH-CP	Polished chrome	\$1,667
WH	ATR7H70LP-WH-PB	Polished brass	\$1,749
WH	ATR7H70LP-WH-BN	Brushed nickel	\$1,830
WH	ATR7H70LP-WHORB	Oil rubbed bronze	\$1,910
WH	ATRN70LP-WH-CP	Polished chrome	\$1,667
WH	ATRN70LP-WH-PB	Polished brass	\$1,749
WH	ATRN70LP-WH-BN	Brushed nickel	\$1,830
WH	ATRN70LP-WH-ORB	Oil rubbed bronze	\$1,910

Schedule B

Order #DRILL-OF to have an overflow drilled at no charge.  
With overflow drilled, this tub requires drain part #5599E.  
Tubs that have been drilled with overflow are "special order" and are not returnable.

**Note:** Oil Rubbed Bronze feet may not match perfectly with fillers, supplies and drains.

#### The following is recommended for ATR7H70LP tubs with deck holes:

- Rim-mounted faucet: part #4601
- Straight bath supplies: part #5577
- Leg tub drain: part #5599LT or #5599TS

#### The following is recommended for ATRN70LP tubs without faucet holes:

- Faucet: part #4602, 4604 or 7082
- Rigid, freestanding supplies: part #4502
- Leg tub drain: part #5599LT or #5599TS

Bathtubs now ship with the feet attached and leveled.  
Bathtubs are thoroughly inspected before being shipped.

Color Code **WH** White

## Acrylic Tubs




L 69½"  
W 31½"  
H 24½" (from floor)

### Beaumont 70" Acrylic Roll Top Tub

- Double-walled acrylic
- Tap deck
- No overflow
- Imperial feet are aluminum brass
- End drain

Gallon capacity: 49 • Shipping weight: 162 lbs.  
Empty weight: 102 lbs. • Filled weight: 559 lbs.

All ATR7H70I tubs have 7" centers in tub deck.  
All ATRN70I tubs have no faucet holes.



Color	Product Number	Feet Finish	Price
WH	ATR7H70I-WH-CP	Polished chrome	\$1,667
WH	ATR7H70I-WH-PB	Polished brass	\$1,749
WH	ATR7H70I-WH-BN	Brushed nickel	\$1,830
WH	ATR7H70I-WH-ORB	Oil rubbed bronze	\$1,910
WH	ATRN70I-WH-CP	Polished chrome	\$1,667
WH	ATRN70I-WH-PB	Polished brass	\$1,749
WH	ATRN70I-WH-BN	Brushed nickel	\$1,830
WH	ATRN70I-WH-ORB	Oil rubbed bronze	\$1,910

Schedule B

Order #DRILL-OF to have an overflow drilled at no charge.  
With overflow drilled, this tub requires drain part #5599E.  
Tubs that have been drilled with overflow are "special order" and are not returnable.

**Note:** Oil Rubbed Bronze feet may not match perfectly with fillers, supplies and drains.

#### The following is recommended for ATR7H70I tubs with deck holes:

- Rim-mounted faucet: part #4601
- Straight bath supplies: part #5577
- Leg tub drain: part #5599LT or 5599TS

#### The following is recommended for ATRN70I tubs without faucet holes or overflow:

- Faucet: part #4602, 4604 or 7082
- Rigid, freestanding supplies: part #4502
- Leg tub drain: part #5599LT or 5599TS

Bathtubs now ship with the feet attached and leveled.  
Bathtubs are thoroughly inspected before being shipped.

Color Code **WH** White

## Acrylic Tubs



L 59"  
W 31½"  
H 23¾"

### Bethany 59" Acrylic Freestanding Tub with Integral Drain

- Double-walled acrylic
- Overflow slot
- Center drain
- No faucet holes
- Includes drain and overflow covers

Gallon capacity: 64 • Shipping weight: 142 lbs.  
Empty weight: 106 lbs. • Filled weight: 637 lbs.

#### The following is recommended for ATDNB59IG tubs with no faucet holes and integral drain:

- Faucet: part #4602, #7901, or #7082
- Double offset supplies: part #5576
- Rigid, freestanding supplies: part #4502

Color	Product Number	Drain/Overflow Cover Finish	Price
WH	ATDNB59IG-BN	Brushed nickel	\$2,368
WH	ATDNB59IG-CP	Polished chrome	\$2,343
WH	ATDNB59IG-ORB	Oil rubbed bronze	\$2,410
WH	ATDNB59IG-PB	Polished brass	\$2,384
WH	ATDNB59IG-PN	Polished nickel	\$2,368
WH	ATDNB59IG-WT	White	\$2,384

Schedule B

Tub has overflow slot with drain tube between tub walls.  
Tubs with air kit installed are "special order" and are not returnable.



To add Air Jet Massage to your tub order Air Kit 1 or Air Kit 2 for \$2,526.  
See pages 2- 3 for details.

Bathtubs are thoroughly inspected before being shipped.

Color Code **WH** White

## Acrylic Tubs



L 60"  
W 31"  
H 24½"

Color	Product Number	Price
WH	ADR7H60B-WH	\$2,469
WH	ADRNTD60B-WH	\$2,469

Schedule B

Order #DRILL-OF to have an overflow drilled at no charge.  
With overflow drilled, this tub requires drain part #5599PD.  
Tubs with overflow drilled are "special order" and not returnable.

### Calypso 60" Acrylic Double Roll Top Tub on Base

- Double-walled acrylic
- Tap deck
- Center drain
- Decorative base
- No overflow

Gallon capacity: 55 • Shipping weight: 146 lbs.  
Empty weight: 86 lbs. • Filled weight: 546 lbs.

ADR7H60B has 7" centers in tub deck.  
ADRNTD60B has no faucet holes and tap deck.

#### The following is recommended for ADR7H60B tubs with deck holes:

- Rim-mounted faucet: part #4601
- Straight bath supplies: part #5577
- Leg tub drain: part #5599LT or 5599TS

#### The following is recommended for ADRNTD60B tubs without faucet holes:

- Faucet: part #4602, 4604 or 7082
- Rigid, freestanding supplies: part #4502
- Leg tub drain: part #5599LT or 5599TS

Bathtubs are thoroughly inspected before being shipped.

Color Code **WH** White

## Acrylic Tubs



L 57"  
W 31"  
H 24"

Color	Product Number	Price
WH	ATDR7H59B-WH	\$2,534
WH	ATDRN59B-WH	\$2,534
WH	ATDRNTD59B-WH	\$2,534

Schedule B

Order #DRILL-OFF to have an overflow drilled at no charge.  
With overflow drilled, this tub requires drain part #5599.  
Tubs with overflow drilled are "special order" and not returnable.

### Carrie 57" Acrylic Double Roll Top Tub on Base

- Double-walled acrylic
- No overflow
- Decorative base
- Center drain

Gallon capacity: 45 • Shipping weight: 146 lbs.  
Empty weight: 86 lbs. • Filled weight: 483 lbs.

ATDR7H59B has 7" centers in tub deck.  
ATDRN59B has no faucet holes and continuous rolled rim.  
ATDRNTD59B has no faucet holes and tap deck.

#### The following is recommended for ATDR7H59B tub with deck holes.

- Rim-mounted faucet: part #4601
- Straight bath supplies: part #5577
- Leg tub drain: part #5599LT or 5599TS

#### The following is recommended for ATDRN59B, ATDRN63B and ATDRNTD59B tubs without faucet holes:

- Faucet: part #4602, 4604 or 7082
- Rigid, freestanding supplies: part #4502
- Leg tub drain: part #5599LT or 5599TS



L 61"  
W 30 7/8"  
H 23 7/8"

Color	Product Number	Price
WH	ATDRN63B-WH	\$2,551

Schedule B

Order #DRILL-OFF to have an overflow drilled at no charge.  
With overflow drilled, this tub requires drain part #5599.  
Tubs with overflow drilled are "special order" and not returnable.

### Carlotta 61" Acrylic Double Roll Top Tub on Base

- Double-walled acrylic
- No overflow
- Decorative base
- Center drain

Gallon capacity: 55 • Shipping weight: 144 lbs.  
Empty weight: 84 lbs. • Filled weight: 543 lbs.

ATDRN63B has no faucet holes and continuous rolled rim.

Bathtubs are thoroughly inspected before being shipped.

Color Code **WH** White

## Acrylic Tubs

L 59"  
W 30 $\frac{3}{4}$ "  
H 23 $\frac{3}{4}$ "



### Ceres 59" Acrylic Freestanding Tub with Integral Drain

- Double-walled acrylic
- Overflow slot
- Center drain
- No faucet holes
- Includes drain and overflow covers

Gallon capacity: 66 • Shipping weight: 182 lbs.  
Empty weight: 82 lbs. • Filled weight: 633 lbs.

Color	Product Number	Drain/Overflow Cover Finish	Price
WH	ATDN59IG-BN	Brushed nickel	\$2,143
WH	ATDN59IG-CP	Polished chrome	\$2,117
WH	ATDN59IG-MB	Matte black	\$2,104
WH	ATDN59IG-ORB	Oil rubbed bronze	\$2,184
WH	ATDN59IG-PB	Polished brass	\$2,159
WH	ATDN59IG-PN	Polished nickel	\$2,143
WH	ATDN59IG-WT	White	\$2,159

Schedule B

Tub has overflow slot with drain tube between tub walls.  
To have your tub insulated for heat retention order **#TUB INSULATION for \$566**.  
Tubs with insulation added or air kit installed are "special order" and are not returnable.



To add Air Jet Massage to your tub order Air Kit 1 or Air Kit 2 for \$2,526.  
See pages 2- 3 for details.

#### The following is recommended for ATDN59IG tubs with no faucet holes and integral drain:

- Faucet: part **#7932, 7952 or 7918**
- Rigid, freestanding supplies: part **#4502**

Bathtubs are thoroughly inspected before being shipped.

Color Code **WH** White

## Acrylic Tubs

L 66<sup>3</sup>/<sub>4</sub>"  
W 29"  
H 22<sup>7</sup>/<sub>8</sub>"



### Celeste 67" Acrylic Freestanding Tub with Integral Drain

- Double-walled acrylic
- Overflow slot
- Center drain
- No faucet holes
- Includes drain and overflow covers

Gallon capacity: 55 • Shipping weight: 142 lbs.  
Empty weight: 82 lbs. • Filled weight: 542 lbs.

Color	Product Number	Drain/Overflow Cover Finish	Price
WH	ATDN67IG-BN	Brushed nickel	\$2,130
WH	ATDN67IG-CP	Polished chrome	\$2,109
WH	ATDN67IG-MB	Matte black	\$2,130
WH	ATDN67IG-ORB	Oil rubbed bronze	\$2,130
WH	ATDN67IG-PB	Polished brass	\$2,130
WH	ATDN67IG-PN	Polished nickel	\$2,130
WH	ATDN67IG-WT	White	\$2,130

Schedule B

Tub has overflow slot with drain tube between tub walls.  
To have your tub insulated for heat retention order **#TUB INSULATION for \$566**.  
Tubs with insulation added or air kit installed are "special order" and not returnable.



To add Air Jet Massage to your tub order Air Kit 1 or Air Kit 2 for \$2,526.  
See pages 2- 3 for details.

#### The following is recommended for ATDN67IG tubs with no faucet holes and integral drain:

- Faucet: part **#4602, 4604 or 7082**
- Rigid, freestanding supplies: part **#4502**

Bathtubs are thoroughly inspected before being shipped.

Color Code **WH** White

## Acrylic Tubs

L 63"  
W 29<sup>5</sup>/<sub>8</sub>"  
H 25<sup>1</sup>/<sub>4</sub>" (from floor to top of tub)



Color	Product Number	Feet Finish	
WH	ATDN63LP-WH-CP	Polished chrome	\$1,999
WH	ATDN63LP-WH-BN	Brushed nickel	\$2,161
WH	ATDN63LP-WH-ORB	Oil rubbed bronze	\$2,242
WH	ATDN63LP-WH-PB	Polished brass	\$2,080

Schedule B

Order #DRILL-OFF to have an overflow drilled at no charge.  
With overflow drilled, this tub requires drain part #5599PD.  
Tubs that have been drilled with overflow are "special order" and are not returnable.

**Note:** Oil Rubbed Bronze feet may not match perfectly with fillers, supplies and drains.

## Cher 63" Acrylic Clawfoot Tub

- Double-walled acrylic
- No faucet holes
- No overflow
- Lion paw feet are aluminum brass
- Center drain

Gallon capacity: 58 • Shipping weight: 184 lbs.  
Empty weight: 84 lbs. • Filled weight: 577 lbs.

**The following is recommended for ATDN59LP tubs with no faucet holes:**

- Faucet: part #4602, 4022 or 4025
- Rigid, freestanding supplies: part #4502
- Freestanding filler: part #7901, 7918 or 7934 (Supplies included with filler)
- Leg tub drain: part #5599LT or 5599TS

L 63"  
W 29<sup>5</sup>/<sub>8</sub>"  
H 25<sup>1</sup>/<sub>4</sub>" (from floor to top of tub)



Color	Product Number	Feet Finish	Price
WH	ATDN63I-WH-CP	Polished chrome	\$1,999
WH	ATDN63I-WH-BN	Brushed nickel	\$2,161
WH	ATDN63I-WH-ORB	Oil rubbed bronze	\$2,242
WH	ATDN63I-WH-PB	Polished brass	\$2,080

Schedule B

Order #DRILL-OFF to have an overflow drilled at no charge.  
With overflow drilled, this tub requires drain part #5599PD.  
Tubs that have been drilled with overflow are "special order" and are not returnable.

**Note:** Oil Rubbed Bronze feet may not match perfectly with fillers, supplies and drains.

## Cicely 63" Acrylic Clawfoot Tub

- Double-walled acrylic
- No faucet holes
- No overflow
- Imperial feet are aluminum brass
- Center drain

Gallon capacity: 58 • Shipping weight: 184 lbs.  
Empty weight: 84 lbs. • Filled weight: 577 lbs.

**The following is recommended for ATDN59I tubs with no faucet holes:**

- Faucet: part #4602, 4022 or 4025
- Rigid, freestanding supplies: part #4502
- Freestanding filler: part #7901, 7918 or 7934 (Supplies included with filler)
- Leg tub drain: part #5599LT or 5599TS

Bathtubs now ship with the feet attached and leveled.  
Bathtubs are thoroughly inspected before being shipped.

Color Code **WH** White

## Acrylic Tubs



L 68½"

W 31"

H 23½" (from floor to top of tub)

Color	Product Number	Drain/Overflow Cover Finish	Price
WH	ATDRN69BIG-BN	Brushed nickel	\$3,403
WH	ATDRN69BIG-CP	Polished chrome	\$3,379
WH	ATDRN69BIG-MB	Matte black	\$3,403
WH	ATDRN69BIG-ORB	Oil rubbed bronze	\$3,403
WH	ATDRN69BIG-PB	Polished brass	\$3,403
WH	ATDRN69BIG-PN	Polished nickel	\$3,403
WH	ATDRN69BIG-WT	White	\$3,403

Schedule B

Tub has overflow slot with drain tube between tub walls.

To have your tub insulated for heat retention order **#TUB INSULATION for \$566**.

Tubs with insulation added or air kit installed are "special order" and not returnable.



To add Air Jet Massage to your tub order Air Kit 1 or Air Kit 2 for \$2,526. See pages 2- 3 for details.

### Claremont 69" Acrylic Double Roll Top Tub with Integral Drain

- Double-walled acrylic
- Overflow slot
- No faucet holes
- Center drain
- Integrated base
- Includes drain and overflow covers

Gallon capacity: 59 • Shipping weight: 192 lbs.

Empty weight: 132 lbs. • Filled weight: 642 lbs.

**The following is recommended for ATDRN69B tubs without faucet holes:**

- Faucet: part **#4602, 4604 or 7082**
- Rigid, freestanding supplies: part **#4502**

Bathtubs are thoroughly inspected before being shipped.

Color Code **WH** White

Acrylic Tubs

L 67"  
 W 29½"  
 H 24" (from floor)



**Claudia 67" Acrylic Double Roll Top Tub**

- Double-walled acrylic
- Tap deck
- No overflow
- Imperial feet are aluminum brass
- Center drain

Gallon capacity: 59 • Shipping weight: 144 lbs.  
 Empty weight: 84 lbs. • Filled weight: 608 lbs.

All ATDR7H69I tubs have 7" holes in deck.  
 All ATDRN69I tubs have no faucet holes.



Color	Product Number	Feet Finish	Price
WH	ATDR7H69I-WH-CP	Polished chrome	\$1,384
WH	ATDR7H69I-WH-BN	Brushed nickel	\$1,559
WH	ATDR7H69I-WH-PB	Polished brass	\$1,559
WH	ATDR7H69I-WHORB	Oil rubbed bronze	\$1,559
WH	ATDRN69I-WH-CP	Polished chrome	\$1,384
WH	ATDRN69I-WH-BN	Brushed nickel	\$1,559
WH	ATDRN69I-WH-PB	Polished brass	\$1,559
WH	ATDRN69I-WH-ORB	Oil rubbed bronze	\$1,559

Schedule B

Order #DRILL-OF to have an overflow drilled at no charge.  
 With overflow drilled, this tub requires drain part #5599PD.  
 Tubs that have been drilled with overflow are "special order" and are not returnable.

**Note:** Oil Rubbed Bronze feet may not match perfectly with fillers, supplies and drains.

**The following is recommended for ATDR7H69I tubs with deck holes and overflow.**

- Rim-mounted faucet: part #4601
- Straight bath supplies: part #5577
- Leg tub drain: part #5599LT or 5599TS

**The following is recommended for ATDRN69I tubs with no faucet holes and no overflow:**

- Faucets: part #4602, 4022 or 4025
- Rigid, free standing supplies: part #4502
- Leg tub drain: part #5599LT or 5599TS

Bathtubs now ship with the feet attached and leveled.  
 Bathtubs are thoroughly inspected before being shipped.

Color Code **WH** White

## Acrylic Tubs



L 65<sup>3</sup>/<sub>4</sub>"  
 W 30<sup>1</sup>/<sub>4</sub>"  
 H 25<sup>3</sup>/<sub>8</sub>" (from floor to top of tub)

### Corrigan 66" Acrylic Double Roll Top Tub with Integral Drain

- Double-walled acrylic
- No faucet holes
- Overflow slot
- Center drain
- Continuous rolled rim
- Includes drain and overflow covers

Gallon capacity: 75 • Shipping weight: 160 lbs.  
 Empty weight: 110 lbs. • Filled weight: 733 lbs.

Color	Product Number	Drain/Overflow Cover Finish	Price
WH	ATDRN66A-WH-BN	Brushed nickel	\$3,573
WH	ATDRN66A-WH-CP	Polished chrome	\$3,549
WH	ATDRN66A-WH-MB	Matte black	\$3,573
WH	ATDRN66A-WH-ORB	Oil rubbed bronze	\$3,573
WH	ATDRN66A-WH-PB	Polished brass	\$3,573
WH	ATDRN66A-WH-PN	Polished nickel	\$3,573
WH	ATDRN66A-WH-WH	White	\$3,573

Schedule B

The following is recommended for ATDRN66A tubs with no faucet holes and integral drain:

- Faucet: part #4602, 4022 or 4025
- Rigid, freestanding supplies: part #4502
- Freestanding filler: part #7901, 7918 or 7934  
**(Supplies included with filler)**

Tub has overflow slot with drain tube between tub walls.

To have your tub insulated for heat retention order #TUB INSULATION for \$566.

Tubs with insulation added or air kit installed are "special order" and are not returnable.



To add Air Jet Massage to your tub order Air Kit 1 or Air Kit 2 for \$2,526.  
 See pages 2- 3 for details.



### Coventry 66" Acrylic Double Ended Tub with Integral Drain

- Double-walled acrylic
- No faucet holes
- Overflow slot
- Center drain
- Flat rim
- Includes drain and overflow covers

Gallon capacity: 75 • Shipping weight: 160 lbs.  
 Empty weight: 108 lbs. • Filled weight: 731 lbs.

L 66"  
 W 30<sup>7</sup>/<sub>8</sub>"  
 H 25<sup>1</sup>/<sub>2</sub>" (from floor to top of tub)

Color	Product Number	Drain/Overflow Cover Finish	Price
WH	ATDRN66B-WH-BN	Brushed nickel	\$3,557
WH	ATDRN66B-WH-CP	Polished chrome	\$3,533
WH	ATDRN66B-WH-MB	Matte black	\$3,557
WH	ATDRN66B-WH-ORB	Oil rubbed bronze	\$3,557
WH	ATDRN66B-WH-PB	Polished brass	\$3,557
WH	ATDRN66B-WH-PN	Polished nickel	\$3,557
WH	ATDRN66B-WH-WH	White	\$3,557

Schedule B

The following is recommended for ATDRN66B tubs with no faucet holes and integral drain:

- Faucet: part #4602, 4022 or 4025
- Rigid, freestanding supplies: part #4502
- Freestanding filler: part #7901, 7918 or 7934  
**(Supplies included with filler)**

Tub has overflow slot with drain tube between tub walls.

To have your tub insulated for heat retention order #TUB INSULATION for \$566.

Tubs with insulation add or air kit installed are "special order" and are not returnable.



To add Air Jet Massage to your tub order Air Kit 1 or Air Kit 2 for \$2,526.  
 See pages 2- 3 for details.

Bathtubs are thoroughly inspected before being shipped.

Color Code **WH** White

## Acrylic Tubs



L 70"

W 31¼"

H 24½" (from floor)

### Colin 70" Acrylic Double Roll Top Tub

- Double-walled acrylic
- No overflow
- Center drain
- Lion paw feet are aluminum brass

Gallon capacity: 57 • Shipping weight: 162 lbs.  
Empty weight: 102 lbs. • Filled weight: 676 lbs.

All ADR7H70LP tubs have 7" holes in deck.  
All ADRN70LP tubs have no faucet holes.



Color	Product Number	Feet Finish	Price
WH	ADR7H70LP-WH-CP	Polished chrome	\$1,506
WH	ADR7H70LP-WH-BN	Brushed nickel	\$1,667
WH	ADR7H70LP-WH-OR	Oil rubbed bronze	\$1,749
WH	ADR7H70LP-WH-PB	Polished brass	\$1,587
WH	ADRN70LP-WH-CP	Polished chrome	\$1,506
WH	ADRN70LP-WH-BN	Brushed nickel	\$1,667
WH	ADRN70LP-WH-OR	Oil rubbed bronze	\$1,749
WH	ADRN70LP-WH-PB	Polished brass	\$1,587

Schedule B

#### The following is recommended for ADR7H70LP tubs with deck holes.

- Rim-mounted faucet: part #4601
- Straight bath supplies: part #5577
- Leg tub drain: part #5599LT or 5599TS

#### The following is recommended for ADRN70LP tubs with no faucet holes and no overflow:

- Faucets: part #4602, 4022 or 4025
- Rigid, free standing supplies: part #4502
- Leg tub drain: part #5599LT or 5599TS

Order #DRILL-OF to have an overflow drilled at no charge.  
With overflow drilled, this tub requires drain part #5599E.  
Tubs that have been drilled with overflow are "special order" and are not returnable.

**Note:** Oil Rubbed Bronze feet may not match perfectly with fillers, supplies and drains.

Bathtubs now ship with the feet attached and leveled.  
Bathtubs are thoroughly inspected before being shipped.

Color Code **WH** White

## Acrylic Tubs

L 70"  
 W 31¼"  
 H 23¾" (from floor to top of tub)




### Collier 70" Acrylic Double Roll Top Tub

- Double-walled acrylic
- No overflow
- Center drain
- Imperial feet are aluminum brass

Gallon capacity: 57 • Shipping weight: 162 lbs.  
 Empty weight: 102 lbs. • Filled weight: 676 lbs.

All ATDR7H70I tubs have 7" holes in deck.  
 All ATDRN70I tubs have no faucet holes.



Color	Product Number	Feet Finish	Price
WH	ATDR7H70I-WH-CP	Polished chrome	\$1,506
WH	ATDR7H70I-WH-BN	Brushed nickel	\$1,667
WH	ATDR7H70I-WH-PB	Polished brass	\$1,587
WH	ATDR7H70I-WHORB	Oil rubbed bronze	\$1,749
WH	ATDRN70I-WH-CP	Polished chrome	\$1,506
WH	ATDRN70I-WH-BN	Brushed nickel	\$1,667
WH	ATDRN70I-WH-PB	Polished brass	\$1,587
WH	ATDRN70I-WH-ORB	Oil rubbed bronze	\$1,749

Schedule B

Order #DRILL-OF to have an overflow drilled at no charge.  
 With overflow drilled, this tub requires drain part #5599E.  
 Tubs that have been drilled with overflow are "special order" and are not returnable.

**Note:** Oil Rubbed Bronze feet may not match perfectly with fillers, supplies and drains.

#### The following is recommended for ATDR7H70I tubs with deck holes.

- Rim-mounted faucet: part #4601
- Straight bath supplies: part #5577
- Leg tub drain: part #5599LT or 5599TS


#### The following is recommended for ATDRN70I tubs with no faucet holes and no overflow:

- Faucets: part #4602, 4022 or 4025
- Rigid, free standing supplies: part #4502
- Leg tub drain: part #5599LT or 5599TS

Bathtubs now ship with the feet attached and leveled.  
 Bathtubs are thoroughly inspected before being shipped.

Color Code **WH** White

## Acrylic Tubs



L 70"  
W 31 $\frac{3}{4}$ "  
H 22"

Color	Product Number	Price
WH	ATDR7H70B-WH	\$1,943
WH	ATDRN70B-WH	\$1,943

Schedule B

Order #DRILL-OF to have an overflow drilled at no charge.  
With overflow drilled, this tub requires drain part #5599E.  
Tubs with overflow drilled or air kit installed are "special order" and not returnable.



To add Air Jet Massage to your tub order Air Kit 1 or Air Kit 2 for \$2,526.  
See pages 2- 3 for details.

### Compton 70" Acrylic Double Roll Top Tub on Base

- Double-walled acrylic
- No overflow
- Decorative base
- Center drain

Gallon capacity: 57 • Shipping weight: 192 lbs.  
Empty weight: 132 lbs. • Filled weight: 608 lbs.

All ATDR7H70B tubs have 7" holes in deck.  
All ATDRN70B tubs have no faucet holes.



#### The following is recommended for ATDR7H70B tubs with deck hole and overflow.

- Rim-mounted faucet: part #4601
- Straight bath supplies: part #5577
- Leg tub drain: part #5599LT or 5599TS

#### The following is recommended for ATDRN70B tubs with no faucet holes and no overflow:

- Faucet: part #4602, 4604 or 7082
- Rigid, freestanding supplies: part #4502
- Leg tub drain: part #5599LT or 5599TS

Bathtubs are thoroughly inspected before being shipped.

Color Code **WH** White

## Acrylic Tubs



L 72<sup>3</sup>/<sub>4</sub>"  
W 37"  
H 25"

Color	Product Number	Price
WH	ATDR7H71BB-WH	\$2,851
WH	ATDRN71BB-WH	\$2,851
WH	ATDRNTD71BB-WH	\$2,851

Schedule B

Order #DRILL-OFF to have an overflow drilled at no charge.  
With overflow drilled, this tub requires drain part #5599E.  
Tubs with overflow drilled are "special order" and not returnable.



L 72<sup>7</sup>/<sub>8</sub>"  
W 30<sup>3</sup>/<sub>4</sub>"  
H 24<sup>7</sup>/<sub>8</sub>"

Color	Product Number	Price
WH	ATDR7H71B-WH	\$2,575
WH	ATDRN71B-WH	\$2,575
WH	ATDRNTD71B-WH	\$2,575

Schedule B

Order #DRILL-OFF to have an overflow drilled at no charge.  
With overflow drilled, this tub requires drain part #5599.  
Tubs with overflow drilled are "special order" and not returnable.

### Cordoba 72" Acrylic Double Roll Top Tub on Base

- Double-walled acrylic
- No overflow
- Decorative base
- Center drain

Gallon capacity: 70 • Shipping weight: 192 lbs.  
Empty weight: 132 lbs. • Filled weight: 773 lbs.

All ATDR7H71BB tubs have 7" holes in deck.  
All ATDRN71BB tubs have no faucet holes with continuous rolled rim.  
All ATDRNTD71BB tubs have no faucet holes with tap deck.

#### The following is recommended for ATDR7H71BB tubs with deck holes.

- Rim-mounted faucet: part #4601
- Straight bath supplies: part #5577
- Leg tub drain: part #5599LT or 5599TS

#### The following is recommended for ATDRN71BB and ATDRNTD71BB tubs without faucet holes:

- Faucet: part #4602, 4604 or 7082
- Rigid, freestanding supplies: part #4502
- Leg tub drain: part #5599LT or 5599TS

### Corinne 72" Acrylic Double Roll Top Tub on Base

- Double-walled acrylic
- No overflow
- Decorative base
- Center drain

Gallon capacity: 65 • Shipping weight: 192 lbs.  
Empty weight: 132 lbs. • Filled weight: 726 lbs.

ATDR7H71B has 7" centers in tub deck.  
ATDRN71B has no faucet holes and continuous rolled rim.  
ATDRNTD71B has no faucet holes and tap deck.

#### The following is recommended for ATDR7H71B tubs with deck holes.

- Rim-mounted faucet: part #4601
- Straight bath supplies: part #5577
- Leg tub drain: part #5599LT or 5599TS

#### The following is recommended for ATDRN71B and ATDRNTD71B tubs without faucet holes:

- Faucet: part #4602, 4604 or 7082
- Rigid, freestanding supplies: part #4502
- Leg tub drain: part #5599LT or 5599TS

## Acrylic Tubs

L 43½"

W 24½"

H 21½" and 28½" (from floor to top of tub)



Color	Product Number	Feet Finish	Price
WH	ATSN44-WH-CP	Polished chrome	\$1,052
WH	ATSN44-WH-BN	Brushed nickel	\$1,215

Schedule B

Order **#DRILL-OF** to have an overflow drilled at no charge.  
 With overflow drilled, this tub requires drain part **#5599PD**.  
 Tubs that have been drilled with overflow are "special order" and are not returnable.

## Cyrano 44" Acrylic Slipper Tub

- Double-walled acrylic
- No faucet holes
- Continuous rolled rim
- End drain
- Petite imperial feet are cast aluminum
- No overflow

Gallon capacity: 21 • Shipping weight: 126 lbs.

Empty weight: 66 lbs. • Filled weight: 241 lbs.

**The following is recommended for ATSN44 tubs without faucet holes:**

- Faucet: part **#4602, 4604 or 7082**
- Rigid, freestanding supplies: part **#4502**
- Leg tub drain: part **#5599LT or 5599TS**

L 51"

W 26¼"

H 25" and 32⅝" from floor to top of tub



Color	Product Number	Feet Finish	Price
WH	ATSN511-WH-CP	Polished chrome	\$1,546
WH	ATSN511-WH-BN	Brushed nickel	\$1,708
WH	ATSN511-WH-PB	Polished brass	\$1,627
WH	ATSN511-WH-ORB	Oil rubbed bronze	\$1,789

Schedule B

Order **#DRILL-OF** to have an overflow drilled at no charge.  
 With overflow drilled, this tub requires drain part **#5599PD**.  
 Tubs that have been drilled with overflow are "special order" and are not returnable.

## Demille 51" Acrylic Slipper Tub

- Double-walled acrylic
- No faucet holes
- Continuous rolled rim
- End drain
- Imperial feet are aluminum brass
- No overflow

Gallon capacity: 35 • Shipping weight: 145 lbs

Empty weight: 85 lbs. • Filled weight: 378 lbs.

**The following is recommended for ATSN511 tubs with no faucet holes and no overflow:**

- Faucet: part **#4602, 4604 or 7082**
- Rigid, freestanding supplies: part **#4502**
- Leg tub drain: part **#5599LT or 5599TS**

Bathtubs now ship with the feet attached and leveled.  
 Bathtubs are thoroughly inspected before being shipped.

Color Code **WH** White

# Soakers

Cast iron, acrylic, copper and resin bathtubs

## Acrylic Tubs



L 55"  
W 27"  
H 25" and 32 $\frac{1}{8}$ " from floor to top of tub

Color	Product Number	Feet Finish	Price
WH	ATSN55I-WH-CP	Polished chrome	\$1,587
WH	ATSN55I-WH-BN	Brushed nickel	\$1,749
WH	ATSN55I-WH-PB	Polished brass	\$1,667
WH	ATSN55I-WH-ORB	Oil rubbed bronze	\$1,830

Schedule B

Order **#DRILL-OF** to have an overflow drilled at no charge.  
With overflow drilled, this tub requires drain part **#5599PD**.  
Tubs that have been drilled with overflow are "special order" and are not returnable.

### Dorchester 55" Acrylic Slipper Tub

- Double-walled acrylic
- No faucet holes
- Continuous rolled rim
- End drain
- Imperial feet are aluminum brass
- No overflow

Gallon capacity: 42 • Shipping weight: 124 lbs.  
Empty weight: 64 lbs. • Filled weight: 415 lbs.

**The following is recommended for ATSN55I tubs with no faucet holes and no overflow:**

- Faucet: part **#4602, 4604 or 7082**
- Rigid, freestanding supplies: part **#4502**
- Leg tub drain: part **#5599LT or 5599TS**

Bathtubs now ship with the feet attached and leveled.  
Bathtubs are thoroughly inspected before being shipped.

Color Code **WH** White

## Acrylic Tubs



L 60"  
 W 30"  
 H 21" (from floor) short end  
 31" (from floor) tall end  
 12" (from bottom of tub) short end  
 22" (from bottom of tub) tall end

**Estelle 60" Acrylic Slipper Tub**

- Inside finish is either white or bisque to match outside color
- Outside is painted over textured fiber glass
- Ball and claw feet are cast aluminum
- Overflow
- End drain

Gallon capacity: 33 • Shipping weight: 120 lbs.  
 Empty weight: 62 lbs. • Filled weight: 338 lbs.

All ATS60 tubs have no faucet holes with flat rim.

Color	Product Number	Feet Finish	Price
WH	ATS60-WH-CP	Polished chrome	\$1,880
BQ	ATS60-BQ-CP	Polished chrome	\$1,990
WH	ATS60-WH-PB	Polished brass	\$1,879
BQ	ATS60-BQ-PB	Polished brass	\$1,989
WH	ATS60-WH-BQ	Painted bisque	\$2,048
BQ	ATS60-BQ-BQ	Painted bisque	\$2,158
WH	ATS60-WH-BL	Painted black	\$2,048
BQ	ATS60-BQ-BL	Painted black	\$2,158
WH	ATS60-WH-WH	Painted white	\$2,048
BQ	ATS60-BQ-WH	Painted white	\$2,158
WH	ATS60-WH-PN	Polished nickel	\$1,886
BQ	ATS60-BQ-PN	Polished nickel	\$1,996
WH	ATS60-WH-BN	Brushed nickel	\$1,918
BQ	ATS60-BQ-BN	Brushed nickel	\$2,027
WH	ATS60-WH-ORB	Oil rubbed bronze	\$1,944
BQ	ATS60-BQ-ORB	Oil rubbed bronze	\$2,054

Schedule B

**Note:** Oil Rubbed Bronze feet may not match perfectly with fillers, supplies and drains.

**The following is recommended for ATS60 slipper tubs with no faucet holes:**

- Faucet: part **#4602, 4604 or 7082**
- Rigid, freestanding supplies: part **#4502**
- Leg tub drain: part **#5599**

Bathtubs now ship with the feet attached and leveled.  
 Bathtubs are thoroughly inspected before being shipped.

Color Code **BQ** Bisque **WH** White

## Acrylic Tubs



L 60"  
 W 30"  
 H 22½" (from floor) short end  
 32" (from floor) tall end  
 16½" (from bottom of tub) short end  
 26" (from bottom of tub) tall end



### Fillmore 60" Acrylic Slipper Tub

- Inside finish is either white or bisque to match outside color
- Overflow
- Double-walled acrylic
- Ball and claw feet are cast aluminum
- End drain

Gallon capacity: 33 • Shipping weight: 120 lbs.  
 Empty weight: 62 lbs. • Filled weight: 338 lbs.

All ADTS60 tubs have no faucet holes.

Color	Product Number	Feet Finish	Price
WH	ADTS60-WH-CP	Polished chrome	\$2,429
BQ	ADTS60-BQ-CP	Polished chrome	\$2,484
WH	ADTS60-WH-PB	Polished brass	\$2,428
BQ	ADTS60-BQ-PB	Polished brass	\$2,483
WH	ADTS60-WH-BQ	Painted bisque	\$2,598
BQ	ADTS60-BQ-BQ	Painted bisque	\$2,653
WH	ADTS60-WH-BL	Painted black	\$2,598
BQ	ADTS60-BQ-BL	Painted black	\$2,653
WH	ADTS60-WH-WH	Painted white	\$2,598
BQ	ADTS60-BQ-WH	Painted white	\$2,653
WH	ADTS60-WH-PN	Polished nickel	\$2,435
BQ	ADTS60-BQ-PN	Polished nickel	\$2,490
WH	ADTS60-WH-BN	Brushed nickel	\$2,467
BQ	ADTS60-BQ-BN	Brushed nickel	\$2,522
WH	ADTS60-WH-ORB	Oil rubbed bronze	\$2,494
BQ	ADTS60-BQ-ORB	Oil rubbed bronze	\$2,549

Schedule B

#### The following is recommended for ADTS60 slipper tubs with no faucet holes:

- Faucet: part #4602, 4604 or 7082
- Rigid, freestanding supplies: part #4502
- Leg tub drain: part #5599

**Note:** Oil Rubbed Bronze feet may not match perfectly with fillers, supplies and drains.

Bathtubs now ship with the feet attached and leveled.  
 Bathtubs are thoroughly inspected before being shipped.

Color Code **BQ** Bisque **WH** White

## Acrylic Tubs



L 61"  
 W 27½"  
 H 24" and 30½" (from floor to top of tub)

Color	Product Number	Feet Finish	Price
WH	ATS7H61I-WH-PB	Polished brass	\$1,667
WH	ATS7H61I-WH-CP	Polished chrome	\$1,587
WH	ATS7H61I-WH-BN	Brushed nickel	\$1,749
WH	ATS7H61I-WH-ORB	Oil rubbed bronze	\$1,830
WH	ATSNTD61I-WH-PB	Polished brass	\$1,667
WH	ATSNTD61I-WH-CP	Polished chrome	\$1,587
WH	ATSNTD61I-WH-BN	Brushed nickel	\$1,749
WH	ATSNTD61I-WHORB	Oil rubbed bronze	\$1,830

Schedule B

**Note:** Oil Rubbed Bronze feet may not match perfectly with fillers, supplies and drains.

### Fortuna 61" Acrylic Slipper Tub

- Double-walled acrylic
- Overflow
- End drain
- Imperial feet are aluminum brass

Gallon capacity: 39 • Shipping weight: 137 lbs.  
 Empty weight: 77 lbs. • Filled weight: 526 lbs.

All ATS7H61I tubs have 7" centers in tub deck.  
 All ATSNTD61I tubs have no faucet holes with tap deck.



#### The following is recommended for ATS7H61I tubs with deck holes:

- Rim-mounted faucet: part #4601
- Straight bath supplies: part #5577
- Leg tub drain: part #5599

#### The following is recommended for ATSNTD61I tubs without faucet holes:

- Faucet: part #4602
- Rigid, freestanding supplies: part #4502
- Leg tub drain: part #5599

Bathtubs now ship with the feet attached and leveled.  
 Bathtubs are thoroughly inspected before being shipped.

Color Code **WH** White

## Acrylic Tubs




L 61"  
W 27½"  
H 24" and 31½" (from floor to top of tub)

### Foster 61" Acrylic Slipper Tub

- Double-walled acrylic
- Overflow
- End drain
- Lion paw feet are aluminum brass

Gallon capacity: 39 • Shipping weight: 137 lbs.  
Empty weight: 77 lbs. • Filled weight: 526 lbs.

All ATS7H61LP tubs have 7" centers in tub deck.  
All ATSN61LP tubs have no faucet holes with tap deck.



Color	Product Number	Feet Finish	Price
WH	ATS7H61LP-WH-PB	Polished brass	\$1,667
WH	ATS7H61LP-WH-CP	Polished chrome	\$1,587
WH	ATS7H61LP-WH-BN	Brushed nickel	\$1,749
WH	ATS7H61LP-WHORB	Oil rubbed bronze	\$1,830
WH	ATSN61LP-WH-PB	Polished brass	\$1,667
WH	ATSN61LP-WH-CP	Polished chrome	\$1,587
WH	ATSN61LP-WH-BN	Brushed nickel	\$1,749
WH	ATSN61LP-WH-ORB	Oil rubbed bronze	\$1,830

Schedule B

#### The following is recommended for ATS7H61LP tubs with deck holes:

- Rim-mounted faucet: part #4601
- Straight bath supplies: part #5577
- Leg tub drain: part #5599

#### The following is recommended for ATSN61LP tubs without faucet holes:

- Faucet: part #4602
- Rigid, freestanding supplies: part #4502
- Leg tub drain: part #5599

**Note:** Oil Rubbed Bronze feet may not match perfectly with fillers, supplies and drains.

Bathtubs now ship with the feet attached and leveled.  
Bathtubs are thoroughly inspected before being shipped.

Color Code **WH** White

## Acrylic Tubs



L 67"

W 29½"

H 24" (from floor) short end

30" (from floor) tall end

18" (from bottom of tub) short end

24" (from bottom of tub) tall end

**Imogene 67" Acrylic Slipper Tub**

- Outside is painted white over textured fiberglass
- End drain
- Ball and claw feet are cast aluminum
- Overflow

Gallon capacity: 50 • Shipping weight: 150 lbs.  
Empty weight: 100 lbs. • Filled weight: 518 lbs.

All ATS67 tubs have no faucet holes.

Color	Product Number	Feet Finish	Price
WH	ATS67-WH-PB	Polished brass	\$2,248
WH	ATS67-WH-CP	Polished chrome	\$2,249
WH	ATS67-WH-BQ	Painted bisque	\$2,417
WH	ATS67-WH-BL	Painted black	\$2,417
WH	ATS67-WH-WH	Painted white	\$2,417
WH	ATS67-WH-PN	Polished nickel	\$2,255
WH	ATS67-WH-BN	Brushed nickel	\$2,287
WH	ATS67-WH-ORB	Oil rubbed bronze	\$2,313

Schedule B

The following is recommended for ATS67 slipper tubs with no faucet holes:

- Faucet: part **#4602, 4604 or 7082**
- Rigid, freestanding supplies: part **#4502**
- Leg tub drain: part **#5599**

**Note:** Oil Rubbed Bronze feet may not match perfectly with fillers, supplies and drains.

Bathtubs now ship with the feet attached and leveled.  
Bathtubs are thoroughly inspected before being shipped.

Color Code **WH** White

# Soakers

Cast iron, acrylic, copper and resin bathtubs

## Acrylic Tubs



L 67"  
 W 29½"  
 H 24" (from floor) short end  
 30" (from floor) tall end  
 18" (from bottom of tub) short end  
 24" (from bottom of tub) tall end

### Isadora 67" Acrylic Slipper Tub

- Inside finish is white to match outside color
- Double-walled acrylic
- End drain
- Ball and claw feet are cast aluminum
- Overflow

Gallon capacity: 50 • Shipping weight: 150 lbs.  
 Empty weight: 100 lbs. • Filled weight: 518 lbs.

All ADTS67 tubs have no faucet holes.

Color	Product Number	Feet Finish	Price
WH	ADTS67-WH-PB	Polished brass	\$2,923
WH	ADTS67-WH-CP	Polished chrome	\$2,924
WH	ADTS67-WH-BQ	Painted bisque	\$3,092
WH	ADTS67-WH-BL	Painted black	\$3,092
WH	ADTS67-WH-WH	Painted white	\$3,092
WH	ADTS67-WH-PN	Polished nickel	\$2,930
WH	ADTS67-WH-BN	Brushed nickel	\$2,962
WH	ADTS67-WH-ORB	Oil rubbed bronze	\$2,988

Schedule B

### The following is recommended for ADTS67 slipper tubs with no faucet holes:


- Faucet: part #4602, 4604 or 7082
- Rigid, freestanding supplies: part #4502
- Leg tub drain: part #5599

**Note:** Oil Rubbed Bronze feet may not match perfectly with fillers, supplies and drains.

Bathtubs now ship with the feet attached and leveled.  
 Bathtubs are thoroughly inspected before being shipped.

Color Code **WH** White

## Acrylic Tubs



L 66½"

W 28¾"

H 23⅞" and 30¾" (from floor to top of tub)

**Kenney 67" Acrylic Slipper Tub**

- Double-walled acrylic
- No overflow
- End drain
- Imperial feet are aluminum brass

Gallon capacity: 52 • Shipping weight: 142 lbs.  
Empty weight: 82 lbs. • Filled weight: 516 lbs.

All AS7H67I tubs have 7" centers in tub deck.

All ASN67I tubs have no faucet holes with tap deck.

Color	Product Number	Feet Finish	Price
WH	AS7H67I-WH-PB	Polished brass	\$1,749
WH	AS7H67I-WH-CP	Polished chrome	\$1,667
WH	AS7H67I-WH-BN	Brushed nickel	\$1,830
WH	AS7H67I-WH-ORB	Oil rubbed bronze	\$1,910
WH	ASN67I-WH-PB	Polished brass	\$1,749
WH	ASN67I-WH-CP	Polished chrome	\$1,667
WH	ASN67I-WH-BN	Brushed nickel	\$1,830
WH	ASN67I-WH-ORB	Oil rubbed bronze	\$1,910

Schedule B

Order #DRILL-OFF to have an overflow drilled at no charge.

With overflow drilled, this tub requires drain part #5599.

Tubs that have been drilled with overflow are "special order" and are not returnable.

**Note:** Oil Rubbed Bronze feet may not match perfectly with fillers, supplies and drains.

**The following is recommended for AS7H67I tubs with deck holes:**

- Rim-mounted faucet: part #4601
- Straight bath supplies: part #5577
- Leg tub drain: part #5599LT or 5599TS

**The following is recommended for ASN67I tubs without faucet holes:**

- Faucet: part #4602
- Rigid, freestanding supplies: part #4502
- Leg tub drain: part #5599LT or 5599TS

Bathtubs now ship with the feet attached and leveled.  
Bathtubs are thoroughly inspected before being shipped.

Color Code **WH** White

## Acrylic Tubs



L 66½"  
W 28¾"  
H 24¾" and 31½" (from floor to top of tub)




### Kingston 67" Acrylic Slipper Tub

- Double-walled acrylic
- No overflow
- End drain
- Lion paw feet are aluminum brass

Gallon capacity: 52 • Shipping weight: 142 lbs.  
Empty weight: 82 lbs. • Filled weight: 634 lbs.

All AS7H67LP tubs have 7" centers in tub deck.  
All ASN67LP tubs have no faucet holes with tap deck.



The following is recommended for AS7H67LP tubs with deck holes:

- Rim-mounted faucet: part #4601 o
- Straight bath supplies: part #5577
- Leg tub drain: part #5599LT or 5599TS

The following is recommended for ASN67LP tubs without faucet holes:

- Faucet: part #4602
- Rigid, freestanding supplies: part #4502
- Leg tub drain: part #5599LT or 5599TS

### Lancelot 67" Acrylic Slipper Tub on Base



- Double-walled acrylic
- No faucet holes
- End drain
- Decorative base
- No overflow

Gallon capacity: 49 • Shipping weight: 148 lbs.  
Empty weight: 88 lbs. • Filled weight: 497 lbs.

The following is recommended for ATSN67B tubs without faucet holes:

- Faucet: part #4602, 4604 or 7082
- Rigid, freestanding supplies: part #4502
- Leg tub drain: part #5599LT or 5599TS

Color	Product Number	Feet Finish	Price
WH	AS7H67LP-WH-PB	Polished brass	\$1,749
WH	AS7H67LP-WH-CP	Polished chrome	\$1,667
WH	AS7H67LP-WH-BN	Brushed nickel	\$1,830
WH	AS7H67LP-WH-ORB	Oil rubbed bronze	\$1,910
WH	ASN67LP-WH-PB	Polished brass	\$1,749
WH	ASN67LP-WH-CP	Polished chrome	\$1,667
WH	ASN67LP-WH-BN	Brushed nickel	\$1,830
WH	ASN67LP-WH-ORB	Oil rubbed bronze	\$1,910

Schedule B

Order #DRILL-OFF to have an overflow drilled at no charge.  
With overflow drilled, this tub requires drain part #5599.  
Tubs that have been drilled with overflow are "special order" and are not returnable.

**Note:** Oil Rubbed Bronze feet may not match perfectly with fillers, supplies and drains.

L 67"  
W 29¾"  
H 27¾" and 33" (from floor to top of tub)

Color	Product Number	Price
WH	ATSN67B-WH	\$2,565

Schedule B


Order #DRILL-OFF to have an overflow drilled at no charge.  
With overflow drilled, this tub requires drain part #5599PD.  
Tubs with overflow drilled or air kit installed are "special order" and not returnable.



To add Air Jet Massage to your tub order Air Kit 1 or Air Kit 2 for \$2,526.  
See pages 2- 3 for details.

Color Code **WH** White

## Acrylic Tubs

L 67 $\frac{1}{2}$ "W 31 $\frac{3}{4}$ "H 26 $\frac{5}{8}$ " and 32 $\frac{1}{2}$ " (from floor to top of tub)

Color	Product Number	Feet Finish	Price
WH	ASN67IS-WH-PB	Polished brass	\$1,749
WH	ASN67IS-WH-CP	Polished chrome	\$1,667
WH	ASN67IS-WH-BN	Brushed nickel	\$1,830
WH	ASN67IS-WH-ORB	Oil rubbed bronze	\$1,910

Schedule B

Order #DRILL-OFF to have an overflow drilled at no charge.

With overflow drilled, this tub requires drain part #5599.

Tubs that have been drilled with overflow are "special order" and are not returnable.

**Note:** Oil Rubbed Bronze feet may not match perfectly with fillers, supplies and drains.

## Latham 67" Acrylic Slipper Tub

- Double-walled acrylic
- No faucet holes
- Continuous rolled rim
- End drain
- Imperial feet are aluminum brass
- No overflow

Gallon capacity: 53 • Shipping weight: 142 lbs.  
Empty weight: 82 lbs. • Filled weight: 643 lbs.**The following is recommended for ASN67IS tubs with no faucet holes and no overflow:**

- Faucet: part #4602, 4604 or 7082
- Rigid, freestanding supplies: part #4502
- Leg tub drain: part #5599LT or 5599TS

L 67 $\frac{1}{2}$ "W 31 $\frac{3}{4}$ "H 27 $\frac{1}{2}$ " and 32 $\frac{1}{2}$ " (from floor to top of tub)

Color	Product Number	Feet Finish	Price
WH	ASN67LPS-WH-CP	Polished chrome	\$1,667
WH	ASN67LPS-WH-BN	Brushed nickel	\$1,830
WH	ASN67LPS-WH-PB	Polished brass	\$1,749
WH	ASN67LPS-WH-ORB	Oil rubbed bronze	\$1,910

Schedule B

Order #DRILL-OFF to have an overflow drilled at no charge.

With overflow drilled, this tub requires drain part #5599.

Tubs that have been drilled with overflow are "special order" and are not returnable.

**Note:** Oil Rubbed Bronze feet may not match perfectly with fillers, supplies and drains.

## Leandro 67" Acrylic Slipper Tub

- Double-walled acrylic
- No faucet holes
- Continuous rolled rim
- End drain
- Lion paw feet are aluminum brass
- No overflow

Gallon capacity: 53 • Shipping weight: 142 lbs.  
Empty weight: 82 lbs. • Filled weight: 643 lbs.**The following is recommended for ASN67LPS tubs with no faucet holes and no overflow:**

- Faucet: part #4602, 4604 or 7082
- Rigid, freestanding supplies: part #4502
- Leg tub drain: part #5599LT or 5599TS

Bathtubs now ship with the feet attached and leveled.  
Bathtubs are thoroughly inspected before being shipped.

Color Code WH White

## Acrylic Tubs



L 69"  
W 29¼"  
H 25¼" and 30¼" (from floor to top of tub)

Color	Product Number	Feet Finish	Price
WH	ATSN68I-WH-CP	Polished chrome	\$1,636
WH	ATSN68I-WH-BN	Brushed nickel	\$1,784
WH	ATSN68I-WH-PB	Polished brass	\$1,710
WH	ATSN68I-WH-ORB	Oil rubbed bronze	\$1,857

Schedule B

Order #DRILL-OFF to have an overflow drilled at no charge.  
With overflow drilled, this tub requires drain part #5599PD.  
Tubs that have been drilled with overflow are "special order" and are not returnable.

**Note:** Oil Rubbed Bronze feet may not match perfectly with fillers, supplies and drains.

### Lani 69" Acrylic Slipper Tub

- Double-walled acrylic
- No faucet holes
- No overflow
- Imperial feet are aluminum brass
- End drain

Gallon capacity: 57 • Shipping weight: 144 lbs.  
Empty weight: 84 lbs. • Filled weight: 626 lbs.

**The following is recommended for ATSN68I tubs with no faucet holes and no overflow:**

- Faucet: part #4602, 4022 or 4025
- Rigid, freestanding supplies: part #4502
- Leg tub drain: part #5599LT or 5599TS



L 69"  
W 29¼"  
H 25¼" and 30¼" (from floor to top of tub)

Color	Product Number	Feet Finish	Price
WH	ATSN68LP-WH-CP	Polished chrome	\$1,797
WH	ATSN68LP-WH-BN	Brushed nickel	\$1,959
WH	ATSN68LP-WH-PB	Polished brass	\$1,878
WH	ATSN68LP-WH-ORB	Oil rubbed bronze	\$2,039

Schedule B

Order #DRILL-OFF to have an overflow drilled at no charge.  
With overflow drilled, this tub requires drain part #5599PD.  
Tubs that have been drilled with overflow are "special order" and are not returnable.

**Note:** Oil Rubbed Bronze feet may not match perfectly with fillers, supplies and drains.

### Livingstone 69" Acrylic Slipper Tub

- Double-walled acrylic
- No faucet holes
- No overflow
- Lion paw feet are aluminum brass
- End drain

Gallon capacity: 57 • Shipping weight: 144 lbs.  
Empty weight: 84 lbs. • Filled weight: 626 lbs.

**The following is recommended for ATSN68LP tubs with no faucet holes and no overflow:**

- Faucet: part #4602, 4022 or 4025
- Rigid, freestanding supplies: part #4502
- Leg tub drain: part #5599LT or 5599TS

Bathtubs now ship with the feet attached and leveled.  
Bathtubs are thoroughly inspected before being shipped.

Color Code **WH** White

## Acrylic Tub

L 60"  
W 27 1/2"  
H 22 1/4" and 28 1/4"



Color	Product Number	Drain/Overflow Cover Finish	Price
WH	ATSN60FIG-BN	Brushed nickel	\$2,207
WH	ATSN60FIG-CP	Polished chrome	\$2,125
WH	ATSN60FIG-MB	Matte black	\$2,146
WH	ATSN60FIG-ORB	Oil rubbed bronze	\$2,146
WH	ATSN60FIG-PB	Polished brass	\$2,146
WH	ATSN60FIG-PN	Polished nickel	\$2,146
WH	ATSN60FIG-WT	White	\$2,146

Schedule B

Tub has overflow slot with drain tube between tub walls.

To have your tub insulated for heat retention order **#TUB INSULATION for \$566**.

Tubs with insulation added or air kit installed are "special order" and not returnable



To add Air Jet Massage to your tub order Air Kit 1 or Air Kit 2 for \$2,526. See pages 2- 3 for details.

L 65 1/2"  
W 28 3/8"  
H 23" and 28 3/4"



Color	Product Number	Drain/Overflow Cover Finish	Price
WH	ATSN66FIG-BN	Brushed nickel	\$2,155
WH	ATSN66FIG-CP	Polished chrome	\$2,134
WH	ATSN66FIG-MB	Matte black	\$2,155
WH	ATSN66FIG-ORB	Oil rubbed bronze	\$2,155
WH	ATSN66FIG-PB	Polished brass	\$2,155
WH	ATSN66FIG-PN	Polished nickel	\$2,155
WH	ATSN66FIG-WT	White	\$2,155

Schedule B

Tub has overflow slot with drain tube between tub walls.

To have your tub insulated for heat retention order **#TUB INSULATION for \$566**.

Tubs with insulation added or air kit installed are "special order" and not returnable



To add Air Jet Massage to your tub order Air Kit 1 or Air Kit 2 for \$2,526. See pages 2- 3 for details.

Color Code **WH** White

### Lorenzo 60" Freestanding Acrylic Slipper Tub with Integral Drain

- Double-walled acrylic
- Overflow slot
- End drain
- No faucet holes
- Includes OF cover and matching drain

Gallon capacity: 38 • Shipping weight: 120 lbs.

Empty weight: 60 lbs. • Filled weight: 378 lbs.

#### The following is recommended for ATSN60FIG tub with no faucet holes:

- Faucet: part **#7020, 7082 or 7088**
- Rigid, freestanding supplies: part **#4502**
- Freestanding filler: part **#7934 or 7918**  
**(Supplies included with filler)**

### Lucinda 66" Freestanding Acrylic Slipper Tub with Integral Drain

- Double-walled acrylic
- Overflow slot
- End drain
- No faucet holes
- Includes OF cover and matching drain

Gallon capacity: 40 • Shipping weight: 124 lbs.

Empty weight: 72 lbs. • Filled weight: 406 lbs.

#### The following is recommended for ATSN66FIG tub with no faucet holes:

- Faucet: part **#7020, 7082 or 7088**
- Rigid, freestanding supplies: part **#4502**
- Freestanding filler: part **#7934 or 7918**  
**(Supplies included with filler)**

Bathtubs are thoroughly inspected before being shipped.

## Acrylic Tubs

L 66"  
W 29"  
H 26"



### Lovina 66" Freestanding Acrylic Slipper Tub with Integral Drain

- Double-walled acrylic
- Overflow slot
- End drain
- No faucet holes
- Includes OF cover and matching drain

Gallon capacity: 41 • Shipping weight: 142 lbs.

Empty weight: 82 lbs. • Filled weight: 431 lbs.

**The following is recommended for ATSN66EIG tubs with no faucet holes and integral overflow:**

- Faucet: part #7020, 7082 or 7088
- Rigid, freestanding supplies: part #4502
- Freestanding filler: part #7932, 7934 or 7952  
(Supplies included with filler)

Color	Product Number	Drain/Overflow Cover Finish	Price
WH	ATSN66EIG-BN	Brushed nickel	\$2,222
WH	ATSN66EIG-CP	Polished chrome	\$2,201
WH	ATSN66EIG-MB	Matte black	\$2,222
WH	ATSN66EIG-ORB	Oil rubbed bronze	\$2,222
WH	ATSN66EIG-PB	Polished brass	\$2,222
WH	ATSN66EIG-PN	Polished nickel	\$2,222
WH	ATSN66EIG-WT	White	\$2,222

Schedule B

Tub has overflow slot with drain tube between tub walls.

To have your tub insulated for heat retention order **#TUB INSULATION for \$566**.

Tubs with insulation added or air kit installed are "special order" and not returnable.



To add Air Jet Massage to your tub order Air Kit 1 or Air Kit 2 for \$2,526. See pages 2- 3 for details.



L 65½"  
W 28½"  
H 31½"

### Lydia 65" Acrylic Slipper Tub on Base with Integral Drain

- Double-walled acrylic
- Overflow slot
- End drain
- No faucet holes
- Includes OF cover and matching drain

Gallon capacity: 46 • Shipping weight: 178 lbs.

Empty weight: 93 lbs. • Filled weight: 477 lbs.

**The following is recommended for ATSN65IG tubs with no faucet holes and integral overflow:**

- Faucet: part #4602 or 4604
- Rigid, freestanding supplies: part #4502
- Freestanding filler: part #7901, 7922 or 7934  
(Supplies included with filler)

Color	Product Number	Drain/Overflow Cover Finish	Price
WH	ATSN65IG-BN	Brushed nickel	\$3,242
WH	ATSN65IG-CP	Polished chrome	\$3,218
WH	ATSN65IG-MB	Matte black	\$3,242
WH	ATSN65IG-ORB	Oil rubbed bronze	\$3,242
WH	ATSN65IG-PB	Polished brass	\$3,242
WH	ATSN65IG-PN	Polished nickel	\$3,242
WH	ATSN65IG-WT	White	\$3,242

Schedule B

Tub has overflow slot with drain tube between the tub walls.

To have your tub insulated for heat retention order **#TUB INSULATION for \$566**.

Tubs with insulation added or air kit installed are "special order" and not returnable



To add Air Jet Massage to your tub order Air Kit 1 or Air Kit 2 for \$2,526. See pages 2- 3 for details.

Bathtubs are thoroughly inspected before being shipped.

Color Code **WH** White

## Acrylic Tubs



L 71"  
W 31½"  
H 24¼" - 29"

Color	Product Number	Drain/Overflow Cover Finish	Price
WH	ATSN71FIG-BN	Brushed nickel	\$3,557
WH	ATSN71FIG-CP	Polished chrome	\$3,533
WH	ATSN71FIG-MB	Matte black	\$3,557
WH	ATSN71FIG-ORB	Oil rubbed bronze	\$3,557
WH	ATSN71FIG-PB	Polished brass	\$3,557
WH	ATSN71FIG-PN	Polished nickel	\$3,557
WH	ATSN71FIG-WT	White	\$3,557

Schedule B

Tub has overflow slot with drain tube between tub walls.

To have your tub insulated for heat retention order **#TUB INSULATION for \$566**.

Tubs with insulation added or air kit installed are "special order" and not returnable.



To add Air Jet Massage to your tub order Air Kit 1 or Air Kit 2 for \$2,526. See pages 2- 3 for details.



L 66½"  
W 28½"  
H 25" and 29" (from floor to top of tub)

Color	Product Number	Drain/Overflow Cover Finish	Price
WH	ATSN67FIG-BN	Brushed nickel	\$2,610
WH	ATSN67FIG-CP	Polished chrome	\$2,586
WH	ATSN67FIG-MB	Matte black	\$2,610
WH	ATSN67FIG-ORB	Oil rubbed bronze	\$2,610
WH	ATSN67FIG-PB	Polished brass	\$2,610
WH	ATSN67FIG-PN	Polished nickel	\$2,610
WH	ATSN67FIG-WT	White	\$2,610

Schedule B

Tub has overflow slot with drain tube between tub walls.

To have your tub insulated for heat retention order **#TUB INSULATION for \$566**.

Tubs with insulation added or air kit installed are "special order" and not returnable.



To add Air Jet Massage to your tub order Air Kit 1 or Air Kit 2 for \$2,526. See pages 2- 3 for details.

Color Code **WH** White

### Lulu 71" Freestanding Acrylic Slipper Tub with Integral Drain

- Double-walled acrylic
- Overflow slot
- End drain
- No faucet holes
- Includes OF cover and matching drain

Gallon capacity: 49 • Shipping weight: 212 lbs.

Empty weight: 102 lbs. • Filled weight: 512 lbs.

**The following is recommended for ATSN71FIG, tub with no faucet holes and integral drain:**

- Faucet: part **#7020, 7082 or 7088**
- Rigid, freestanding supplies: part **#4502**
- Freestanding filler: part **#7934 or 7918**  
**(Supplies included with filler)**

### Lyndell 67" Freestanding Acrylic Slipper Tub with Integral Drain

- Double-walled acrylic
- Overflow slot
- End drain
- No faucet holes
- Includes OF cover and matching drain

Gallon capacity: 59 • Shipping weight: 175 lbs.

Empty weight: 115 lbs. • Filled weight: 608 lbs.

**The following is recommended for ATSN67FIG tubs with no faucet holes and integral drain:**

- Faucet: part **#7020, 7082 or 7088**
- Rigid, freestanding supplies: part **#4502**
- Freestanding filler: part **#7934 or 7918**  
**(Supplies included with filler)**

Bathtubs are thoroughly inspected before being shipped.

## Acrylic Tubs



### Malinda 65" Freestanding Acrylic Slipper Tub with Integral Drain

- Double-walled acrylic
- Overflow slot
- End drain
- No faucet holes
- Includes OF cover and matching drain

Gallon capacity: 55 • Shipping weight: 142 lbs.  
Empty weight: 82 lbs. • Filled weight: 564 lbs.

#### The following is recommended for ATFSN67SIG tubs with no faucet holes and integral drain:

- Faucet: part #4602 or 4604
- Rigid, freestanding supplies: part #4502
- Freestanding filler: part #7932, 7934 or 7952 (Supplies included with filler)

L 65¼"  
W 28¼"  
H 29" (from floor to top of tub)

Color	Product Number	Drain/Overflow Cover Finish	Price
WH	ATFSN67SIG-BN	Brushed nickel	\$2,222
WH	ATFSN67SIG-CP	Polished chrome	\$2,201
WH	ATFSN67SIG-MB	Matte black	\$2,222
WH	ATFSN67SIG-ORB	Oil rubbed bronze	\$2,222
WH	ATFSN67SIG-PB	Polished brass	\$2,222
WH	ATFSN67SIG-PN	Polished nickel	\$2,222
WH	ATFSN67SIG-WT	White	\$2,222

Schedule B

Tub has overflow slot with drain tube between tub walls.

To have your tub insulated for heat retention order **#TUB INSULATION for \$566**.

Tubs with insulation added or air kit installed are "special order" and not returnable.



To add Air Jet Massage to your tub order Air Kit 1 or Air Kit 2 for \$2,526. See pages 2- 3 for details.



### Mallory 68" Freestanding Acrylic Slipper Tub with Integral Drain

- Double-walled acrylic
- Overflow slot
- End drain
- No faucet holes
- Includes OF cover and matching drain

Gallon capacity: 66 • Shipping weight: 190 lbs.  
Empty weight: 134 lbs. • Filled weight: 682 lbs.

#### The following is recommended for ATSN68BIG tubs with no faucet holes and integral drain:

- Faucet: part #4602, 4604 or 7082
- Rigid, freestanding supplies: part #4502

L 68"  
W 28¼"  
H 25½" and 29" (from floor to top of tub)

Color	Product Number	Drain/Overflow Cover Finish	Price
WH	ATSN68BIG-BN	Brushed nickel	\$3,557
WH	ATSN68BIG-CP	Polished chrome	\$3,533
WH	ATSN68BIG-MB	Matte black	\$3,557
WH	ATSN68BIG-ORB	Oil rubbed bronze	\$3,557
WH	ATSN68BIG-PB	Polished brass	\$3,557
WH	ATSN68BIG-PN	Polished nickel	\$3,557
WH	ATSN68BIG-WT	White	\$3,557

Schedule B

Tub has overflow slot with drain tube between tub walls.

To have your tub insulated for heat retention order **#TUB INSULATION for \$566**.

Tubs with insulation added or air kit installed are "special order" and not returnable.



To add Air Jet Massage to your tub order Air Kit 1 or Air Kit 2 for \$2,526. See pages 2- 3 for details.

Bathtubs are thoroughly inspected before being shipped.

Color Code **WH** White

## Acrylic Tubs

L 67 $\frac{3}{8}$ "W 29 $\frac{1}{4}$ "H 22 $\frac{1}{2}$ " and 24 $\frac{3}{4}$ " (from floor to top of tub)

### Marakesh 68" Freestanding Acrylic Slipper Tub with Integral Drain

- Double-walled acrylic
- Overflow slot
- End drain
- No faucet holes
- Includes OF cover and matching drain

Gallon capacity: 41 • Shipping weight: 142 lbs.

Empty weight: 82 lbs. • Filled weight: 425 lbs.

Color	Product Number	Drain/Overflow Cover Finish	Price
WH	ATRSN68FEIG-BN	Brushed nickel	\$2,271
WH	ATRSN68FEIG-CP	Polished chrome	\$2,250
WH	ATRSN68FEIG-MB	Matte black	\$2,271
WH	ATRSN68FEIG-ORB	Oil rubbed bronze	\$2,271
WH	ATRSN68FEIG-PB	Polished brass	\$2,271
WH	ATRSN68FEIG-PN	Polished nickel	\$2,271
WH	ATRSN68FEIG-WT	White	\$2,271

Schedule B

Tub has overflow slot with drain tube between tub walls.

To have your tub insulated for heat retention order **#TUB INSULATION for \$566**.

Tubs with insulation added or air kit installed are "special order" and not returnable.



To add Air Jet Massage to your tub order Air Kit 1 or Air Kit 2 for \$2,526. See pages 2- 3 for details.

The following is recommended for ATRSN68FEIG tubs with no faucet holes and integral drain:

- Faucet: part **#7020, 7082 or 7088**
- Rigid, freestanding supplies: part **#4502**
- Freestanding filler: part **#7934 or 7918**  
(Supplies included with filler)

Bathtubs are thoroughly inspected before being shipped.

Color Code **WH** White

## Acrylic Tubs



L 71"  
W 31¼"  
H 28" (from floor to top of tub)

### Marilyn 71" Freestanding Acrylic Slipper Tub with Integral Drain

- Double-walled acrylic
- Overflow slot
- End drain
- No faucet holes
- Includes OF cover and matching drain

Gallon capacity: 59 • Shipping weight: 162 lbs.  
Empty weight: 102 lbs. • Filled weight: 595 lbs.

#### The following is recommended for ATFSN71SIG tubs with no faucet holes and integral drain:

- Faucet: part #7020, 7082 or 7088
- Rigid, freestanding supplies: part #4502
- Freestanding filler: part #7932, 7934 or 7952  
(Supplies included with filler)

Color	Product Number	Drain/Overflow Cover Finish	Price
WH	ATFSN71SIG-BN	Brushed nickel	\$3,060
WH	ATFSN71SIG-CP	Polished chrome	\$3,034
WH	ATFSN71SIG-ORB	Oil rubbed bronze	\$3,100
WH	ATFSN71SIG-PB	Polished brass	\$3,076
WH	ATFSN71SIG-PN	Polished nickel	\$3,060
WH	ATFSN71SIG-WT	White	\$3,076

Schedule B

Tub has overflow slot with drain tube between tub walls.  
To have your tub insulated for heat retention order #TUB INSULATION for \$566.  
Tubs with insulation added or air kit installed are "special order" and not returnable.



L 69"  
W 34½"  
H 28¾ and 35¼ (from floor to top of tub)

### Maxine 69" Freestanding Acrylic Slipper Tub with Integral Drain

- Double-walled acrylic
- Overflow slot
- Center drain
- No faucet holes
- Includes OF cover and matching drain

Gallon capacity: 43 • Shipping weight: 144 lbs.  
Empty weight: 84 lbs. • Filled weight: 443 lbs.

#### The following is recommended for ATFSN69AIG tubs with no faucet holes and integral drain:

- Faucet: part #4602, 4604 or 7082
- Rigid, freestanding supplies: part #4502

Color	Product Number	Drain/Overflow Cover Finish	Price
WH	ATFSN69AIG-BN	Brushed nickel	\$3,744
WH	ATFSN69AIG-CP	Polished chrome	\$3,719
WH	ATFSN69AIG-MB	Matte black	\$3,744
WH	ATFSN69AIG-ORB	Oil rubbed bronze	\$3,744
WH	ATFSN69AIG-PB	Polished brass	\$3,744
WH	ATFSN69AIG-PN	Polished nickel	\$3,744
WH	ATFSN69AIG-WT	White	\$3,744

Schedule B

Tub has overflow slot with drain tube between tub walls.  
To have your tub insulated for heat retention order #TUB INSULATION for \$566.  
Tubs with insulation added or air kit installed are "special order" and not returnable.



To add Air Jet Massage to your tub order Air Kit 1 or Air Kit 2 for \$2,526.  
See pages 2- 3 for details.

Bathtubs are thoroughly inspected before being shipped.

Color Code **WH** White

## Acrylic Tubs



L 69¼"

W 29"

H 22½" and 35½" (from floor to top of tub)

### McGuire 70" Freestanding Acrylic Slipper Tub with Integral Drain

- Double-walled acrylic
- Overflow slot
- End drain
- No faucet holes
- Includes OF cover and matching drain

Gallon capacity: 48 • Shipping weight: 162 lbs.

Empty weight: 102 lbs. • Filled weight: 496 lbs.

Color	Product Number	Drain/Overflow Cover Finish	Price
WH	ATSN70FIG-BN	Brushed nickel	\$2,455
WH	ATSN70FIG-CP	Polished chrome	\$2,434
WH	ATSN70FIG-MB	Matte black	\$2,455
WH	ATSN70FIG-ORB	Oil rubbed bronze	\$2,455
WH	ATSN70FIG-PB	Polished brass	\$2,455
WH	ATSN70FIG-PN	Polished nickel	\$2,455
WH	ATSN70FIG-WT	White	\$2,455

Schedule B

Tub has overflow slot with drain tube between tub walls.

To have your tub insulated for heat retention order **#TUB INSULATION for \$566**.

Tubs with insulation added or air kit installed are "special order" and not returnable.



To add Air Jet Massage to your tub order Air Kit 1 or Air Kit 2 for \$2,526.  
See pages 2- 3 for details.

#### The following is recommended for ATSN70FIG tubs with no faucet holes and integral drain:

- Faucet: part **#4602, 4604 or 7082**
- Rigid, freestanding supplies: part **#4502**

Bathtubs are thoroughly inspected before being shipped.

Color Code **WH** White

## Acrylic Tubs



L 68"  
 W 29¾"  
 H 22¼" and 27¾" (from floor to top of tub)

### Melanie 68" Freestanding Acrylic Slipper Tub with Integral Drain

- Double-walled acrylic
- Overflow slot
- End drain
- No faucet holes
- Includes OF cover and matching drain

Gallon capacity: 43 • Shipping weight: 184 lbs.  
 Empty weight: 104 lbs. • Filled weight: 463 lbs.

Color	Product Number	Drain/Overflow Cover Finish	Price
WH	ATRSN68FIG-BN	Brushed nickel	\$2,263
WH	ATRSN68FIG-CP	Polished chrome	\$2,243
WH	ATRSN68FIG-MB	Matte black	\$2,263
WH	ATRSN68FIG-ORB	Oil rubbed bronze	\$2,263
WH	ATRSN68FIG-PB	Polished brass	\$2,263
WH	ATRSN68FIG-PN	Polished nickel	\$2,263
WH	ATRSN68FIG-WT	White	\$2,263

Schedule B

Tub has overflow slot with drain tube between tub walls.

To have your tub insulated for heat retention order **#TUB INSULATION for \$566**.

Tubs with insulation added or air kit installed are "special order" and not returnable.



To add Air Jet Massage to your tub order Air Kit 1 or Air Kit 2 for \$2,526. See pages 2- 3 for details.

#### The following is recommended for ATRSN68FIG tubs with no faucet holes and integral drain:

- Faucet: part **#4602, 4604 or 7082**
- Rigid, freestanding supplies: part **#4502**

Bathtubs are thoroughly inspected before being shipped.

Color Code **WH** White

## Acrylic Tub

L 68 $\frac{1}{8}$ "W 29 $\frac{5}{8}$ "

H 32" (from floor to top of tub)

Color	Product Number	Feet Finish	Price
WH	ATDSN68LP-WH-CP	Polished chrome	\$2,186
WH	ATDSN68LP-WH-BN	Brushed nickel	\$2,347
WH	ATDSN68LP-WHORB	Oil rubbed bronze	\$2,428
WH	ATDSN68LP-WH-PB	Polished brass	\$2,267

Schedule B

Order #DRILL-OFF to have an overflow drilled at no charge.  
 With overflow drilled, this tub requires drain part #5599PD.  
 Tubs that have been drilled with overflow are "special order" and are not returnable.

**Note:** Oil Rubbed Bronze feet may not match perfectly with fillers, supplies and drains.

L 68 $\frac{1}{8}$ "W 29 $\frac{5}{8}$ "

H 32" (from floor to top of tub)

Color	Product Number	Feet Finish	Price
WH	ATDSN68I-WH-CP	Polished chrome	\$2,186
WH	ATDSN68I-WH-BN	Brushed nickel	\$2,347
WH	ATDSN68I-WH-ORB	Oil rubbed bronze	\$2,428
WH	ATDSN68I-WH-PB	Polished brass	\$2,267

Schedule B

Order #DRILL-OFF to have an overflow drilled at no charge.  
 With overflow drilled, this tub requires drain part #5599PD.  
 Tubs that have been drilled with overflow are "special order" and are not returnable.

**Note:** Oil Rubbed Bronze feet may not match perfectly with fillers, supplies and drains.

Color Code **WH** White**Melody 68" Acrylic Double Slipper Tub**

- Double-walled acrylic
- No faucet holes
- No overflow
- Lion paw feet are aluminum brass
- Center drain

Gallon capacity: 58 • Shipping weight: 148 lbs.  
 Empty weight: 88 lbs. • Filled weight: 577 lbs.

**The following is recommended for ATDSN68LP tubs with no faucet holes:**

- Faucet: part #4602, 4022 or 4025
- Rigid, freestanding supplies: part #4502
- Freestanding filler: part #7901, 7918 or 7934 (Supplies included with filler)
- Leg tub drain: part #5599LT or 5599TS

**Mena 68" Acrylic Double Slipper Tub**

- Double-walled acrylic
- No faucet holes
- No overflow
- Imperial feet are aluminum brass
- Center drain

Gallon capacity: 58 • Shipping weight: 148 lbs.  
 Empty weight: 88 lbs. • Filled weight: 577 lbs.

**The following is recommended for ATDSN68I tubs with no faucet holes:**

- Faucet: part #4602, 4022 or 4025
- Rigid, freestanding supplies: part #4502
- Freestanding filler: part #7901, 7918 or 7934 (Supplies included with filler)
- Leg tub drain: part #5599LT or 5599TS

Bathtubs now ship with the feet attached and leveled.  
 Bathtubs are thoroughly inspected before being shipped.

## Acrylic Tubs



L 63"  
W 28"  
H 30" (from floor to top of tub)




### Meilyn 63" Acrylic Double Slipper Tub

- Double-walled acrylic
- No overflow
- Center drain
- Imperial feet are aluminum brass

Gallon capacity: 43 • Shipping weight: 140 lbs.  
Empty weight: 80 lbs. • Filled weight: 459 lbs.

All ADS7H63I tubs have 7" centers in tub deck.  
All ADSNTD63I tubs have no faucet holes with tap deck.  
All ADSN63I tubs have no faucet holes with continuous rolled rim.



Color	Product Number	Feet Finish	Price
WH	ADS7H63I-WH-CP	Polished chrome	\$1,587
WH	ADS7H63I-WH-PB	Polished brass	\$1,667
WH	ADS7H63I-WH-BN	Brushed nickel	\$1,749
WH	ADS7H63I-WH-ORB	Oil rubbed bronze	\$1,830
WH	ADSNTD63I-WH-CP	Polished chrome	\$1,587
WH	ADSNTD63I-WH-PB	Polished brass	\$1,667
WH	ADSNTD63I-WH-BN	Brushed nickel	\$1,749
WH	ADSNTD63I-WHORB	Oil rubbed bronze	\$1,830
WH	ADSN63I-WH-CP	Polished chrome	\$1,587
WH	ADSN63I-WH-PB	Polished brass	\$1,667
WH	ADSN63I-WH-BN	Brushed nickel	\$1,749
WH	ADSN63I-WH-ORB	Oil rubbed bronze	\$1,830

Schedule B

#### The following is recommended for ADS7H63I double slipper tubs with deck holes:

- Faucet: part #4601 or 4603
- Straight bath supplies: part #5577
- Leg tub drain: part #5599LT or 5599TS

#### The following is recommended for ADNSTD63I and ADSN63I tubs with no faucet holes:

- Faucet: part #4602, 4022 or 4025
- Rigid, free standing supplies: part #4502
- Leg tub drain: part #5599LT or 5599TS

Order #DRILL-OF to have an overflow drilled at no charge.  
With overflow drilled, this tub requires drain part #5599E.  
Tubs that have been drilled with overflow are "special order" and are not returnable.

**Note:** Oil Rubbed Bronze feet may not match perfectly with fillers, supplies and drains.

Bathtubs now ship with the feet attached and leveled.  
Bathtubs are thoroughly inspected before being shipped.

Color Code **WH** White

## Acrylic Tubs




L 63"  
W 28"  
H 30" (from floor to top of tub)

### Meryl 63" Acrylic Double Slipper Tub

- Double-walled acrylic
- No overflow
- Center drain
- Lion paw feet are aluminum brass

Gallon capacity: 43 • Shipping weight: 140 lbs.  
Empty weight: 80 lbs. • Filled weight: 439 lbs.

All ADS7H63LP tubs have 7" centers in tub deck.  
All ADSTD63LP tubs have no faucet holes with tap deck.  
All ADSN63LP tubs have no faucet holes with continuous rolled rim.



Color	Product Number	Feet Finish	Price
WH	ADS7H63LP-WH-CP	Polished chrome	\$1,587
WH	ADS7H63LP-WH-PB	Polished brass	\$1,667
WH	ADS7H63LP-WH-BN	Brushed nickel	\$1,749
WH	ADS7H63LP-WH-OR	Oil rubbed bronze	\$1,830
WH	ADSTD63LP-WH-CP	Polished chrome	\$1,587
WH	ADSTD63LP-WH-PB	Polished brass	\$1,667
WH	ADSTD63LP-WH-BN	Brushed nickel	\$1,749
WH	ADSTD63LP-WHORB	Oil rubbed bronze	\$1,830
WH	ADSN63LP-WH-CP	Polished chrome	\$1,587
WH	ADSN63LP-WH-PB	Polished brass	\$1,667
WH	ADSN63LP-WH-BN	Brushed nickel	\$1,749
WH	ADSN63LP-WH-ORB	Oil rubbed bronze	\$1,830

The following is recommended for ADS7H63LP double slipper tubs with deck holes:

- Faucet: part #4601 or 4603
- Straight bath supplies: part #5577
- Leg tub drain: part #5599LT or 5599TS

The following is recommended for ADSTD63LP and ADSN63LP tubs with no faucet holes:

- Faucet: part #4602, 4022 or 4025
- Rigid, free standing supplies: part #4502
- Leg tub drain: part #5599LT or 5599TS

Schedule B

Order #DRILL-OF to have an overflow drilled at no charge.  
With overflow drilled, this tub requires drain part #5599E.  
Tubs that have been drilled with overflow are "special order" and are not returnable.

**Note:** Oil Rubbed Bronze feet may not match perfectly with fillers, supplies and drains.

Bathtubs now ship with the feet attached and leveled.  
Bathtubs are thoroughly inspected before being shipped.

Color Code **WH** White

## Acrylic Tubs



L 69"  
W 28"  
H 31 1/4" (from floor to top of tub)

### Merrick 69" Acrylic Double Slipper Tub

- Double-walled acrylic
- No faucet holes
- Continuous rolled rim
- Center drain
- Imperial feet are aluminum brass
- No overflow

Gallon capacity: 46 • Shipping weight: 144 lbs.  
Empty weight: 84 lbs. • Filled weight: 584 lbs.

Color	Product Number	Feet Finish	Price
WH	ATDSN69I-WH-CP	Polished chrome	\$1,708
WH	ATDSN69I-WH-BN	Brushed nickel	\$1,869
WH	ATDSN69I-WH-PB	Polished brass	\$1,789
WH	ATDSN69I-WH-ORB	Oil rubbed bronze	\$1,951

Schedule B

The following is recommended for ATDSN69I tubs with no faucet holes:

- Faucet: part #4602, 4022 or 4025
- Rigid, free standing supplies: part #4502
- Leg tub drain: part #5599LT or 5599TS

Order #DRILL-OFF to have an overflow drilled at no charge.  
With overflow drilled, this tub requires drain part #5599.  
Tubs that have been drilled with overflow are "special order" and are not returnable.



L 69"  
W 28"  
H 31" (from floor to top of tub)

### Minerva 69" Acrylic Double Slipper Tub

- Double-walled acrylic
- No faucet holes
- Built in adjusters in feet
- Center drain
- Lion paw feet are aluminum brass
- No overflow

Gallon capacity: 46 • Shipping weight: 144 lbs.  
Empty weight: 84 lbs. • Filled weight: 584 lbs.

Color	Product Number	Feet Finish	Price
WH	ATDSN69-WH-CP	Polished chrome	\$1,708
WH	ATDSN69-WH-BN	Brushed nickel	\$1,869
WH	ATDSN69-WH-PB	Polished brass	\$1,789
WH	ATDSN69-WH-ORB	Oil Rubbed Bronze	\$1,951

Schedule B

The following is recommended for ATDSN69 tubs with no faucet holes:

- Faucet: part #4602, 4022 or 4025
- Rigid, free standing supplies: part #4502
- Leg tub drain: part #5599LT or 5599TS


Order #DRILL-OFF to have an overflow drilled at no charge.  
With overflow drilled, this tub requires drain part #5599PD.  
Tubs that have been drilled with overflow are "special order" and are not returnable.

Bathtubs now ship with the feet attached and leveled.  
Bathtubs are thoroughly inspected before being shipped.

Color Code **WH** White

## Acrylic Tub

L 66<sup>3</sup>/<sub>8</sub>"  
 W 30"  
 H 29<sup>3</sup>/<sub>8</sub>" (from floor to top of tub)



Color	Product Number	Drain/Overflow Cover Finish	Price
WH	ATDSN66C-WH-BN	Brushed nickel	\$3,646
WH	ATDSN66C-WH-CP	Polished chrome	\$3,622
WH	ATDSN66C-WH-MB	Matte black	\$3,646
WH	ATDSN66C-WH-ORB	Oil rubbed bronze	\$3,646
WH	ATDSN66C-WH-PB	Polished brass	\$3,646
WH	ATDSN66C-WH-PN	Polished nickel	\$3,646
WH	ATDSN66C-WH-WH	White	\$3,646

Schedule B

Tub has overflow slot with drain tube between tub walls.  
 To have your tub insulated for heat retention order **#TUB INSULATION for \$566**.  
 Tubs with insulation added or air kit installed are "special order" and not returnable.



To add Air Jet Massage to your tub order Air Kit 1 or Air Kit 2 for \$2,526. See pages 2- 3 for details.

### Milicent 66" Acrylic Slipper Tub with Integral Drain

- Double-walled acrylic
- No faucet holes
- Overflow slot
- End drain
- Continuous rolled rim
- Includes drain and overflow covers

Gallon capacity: 77 • Shipping weight: 166 lbs.  
 Empty weight: 117 lbs. • Filled weight: 757 lbs.

#### The following is recommended for ATDSN66C tubs with no faucet holes and integral drain:

- Faucet: part **#4602, 4022 or 4025**
- Rigid, freestanding supplies: part **#4502**
- Freestanding filler: part **#7901, 7918 or 7934**  
**(Supplies included with filler)**

L 66<sup>1</sup>/<sub>4</sub>"  
 W 30<sup>1</sup>/<sub>4</sub>"  
 H 27<sup>5</sup>/<sub>8</sub>" (from floor to top of tub)



Color	Product Number	Drain/Overflow Cover Finish	Price
WH	ATDSN66B-WH-BN	Brushed nickel	\$3,622
WH	ATDSN66B-WH-CP	Polished chrome	\$3,598
WH	ATDSN66B-WH-MB	Matte black	\$3,622
WH	ATDSN66B-WH-ORB	Oil rubbed bronze	\$3,622
WH	ATDSN66B-WH-PB	Polished brass	\$3,622
WH	ATDSN66B-WH-PN	Polished nickel	\$3,622
WH	ATDSN66B-WH-WH	White	\$3,622

Schedule B

Tub has overflow slot with drain tube between tub walls.  
 To have your tub insulated for heat retention order **#TUB INSULATION for \$566**.  
 Tubs with insulation added or air kit installed are "special order" and not returnable.



To add Air Jet Massage to your tub order Air Kit 1 or Air Kit 2 for \$2,526. See pages 2- 3 for details.

### Milan 66" Acrylic Double Slipper Tub with Integral Drain

- Double-walled acrylic
- No faucet holes
- Overflow slot
- Center drain
- Continuous rolled rim
- Includes drain and overflow covers

Gallon capacity: 63 • Shipping weight: 160 lbs.  
 Empty weight: 115 lbs. • Filled weight: 638 lbs.

#### The following is recommended for ATDSN66B tubs with no faucet holes and integral drain:

- Faucet: part **#4602, 4022 or 4025**
- Rigid, freestanding supplies: part **#4502**
- Freestanding filler: part **#7901, 7918 or 7934**  
**(Supplies included with filler)**

Bathtubs are thoroughly inspected before being shipped.

Color Code **WH** White

# Soakers

Cast iron, acrylic, copper and resin bathtubs

## Acrylic Tubs




L 69"  
W 28½"  
H 30¾" (from floor to top of tub)

### Monique 69" Acrylic Double Slipper Tub

- Double-walled acrylic
- No overflow
- Center drain
- Imperial feet are aluminum brass

Gallon capacity: 53 • Shipping weight: 144 lbs.  
Empty weight: 84 lbs. • Filled weight: 543 lbs.

All ATDS7H69R tubs have 7" centers in tub deck.  
All ATDSTD69R tubs have no faucet holes with tap deck.  
All ATDSN69R tubs have no faucet holes with continuous rolled rim.



Color	Product Number	Feet Finish	Price
WH	ATDS7H69R-WH-CP	Polished chrome	\$1,708
WH	ATDS7H69R-WH-PB	Polished brass	\$1,789
WH	ATDS7H69R-WH-BN	Brushed nickel	\$1,869
WH	ATDS7H69R-WH-OR	Oil rubbed bronze	\$1,951
WH	ATDSTD69R-WH-CP	Polished chrome	\$1,708
WH	ATDSTD69R-WH-PB	Polished brass	\$1,789
WH	ATDSTD69R-WH-BN	Brushed nickel	\$1,869
WH	ATDSTD69R-WH-OR	Oil rubbed bronze	\$1,951
WH	ATDSN69R-WH-CP	Polished chrome	\$1,667
WH	ATDSN69R-WH-PB	Polished brass	\$1,749
WH	ATDSN69R-WH-BN	Brushed nickel	\$1,830
WH	ATDSN69R-WH-OR	Oil rubbed bronze	\$1,910

Schedule B

#### The following is recommended for ATDS7H69R double slipper tubs with deck holes:

- Faucet: part #4601 or 4603
- Straight bath supplies: part #5577
- Leg tub drain: part #5599LT or 5599TS

#### The following is recommended for ATDSTD69R and ATDSN69R tubs with no faucet holes:

- Faucet: part #4602, 4022 or 4025
- Rigid, free standing supplies: part #4502
- Leg tub drain: part #5599LT or 5599TS

Order #DRILL-OF to have an overflow drilled at no charge.  
With overflow drilled, this tub requires drain part #5599PD.  
Tubs that have been drilled with overflow are "special order" and are not returnable.

**Note:** Oil Rubbed Bronze feet may not match perfectly with fillers, supplies and drains.

Bathtubs now ship with the feet attached and leveled.  
Bathtubs are thoroughly inspected before being shipped.

Color Code **WH** White

Acrylic Tubs



L 69"  
 W 28½"  
 H 30¾" (from floor to top of tub)



**Monroe 69" Acrylic Double Slipper Tub**

- Double-walled acrylic
- No overflow
- Center drain
- Lion paw feet are aluminum brass

Gallon capacity: 53 • Shipping weight: 144 bs.  
 Empty weight: 84 lbs. • Filled weight: 643 lbs.

All ADS7H69LP tubs have 7" centers in tub deck.  
 All ADSTD69LP tubs have no faucet holes with tap deck.  
 All ADSN69LP tubs have no faucet holes continuous rolled rim.



Color	Product Number	Feet Finish	Price
WH	ADS7H69LP-WH-CP	Polished chrome	\$1,708
WH	ADS7H69LP-WH-BN	Brushed nickel	\$1,869
WH	ADS7H69LP-WH-OR	Oil rubbed bronze	\$1,951
WH	ADS7H69LP-WH-PB	Polished brass	\$1,789
WH	ADSTD69LP-WH-CP	Polished chrome	\$1,708
WH	ADSTD69LP-WH-BN	Brushed nickel	\$1,869
WH	ADSTD69LP-WH-OR	Oil rubbed bronze	\$1,951
WH	ADSTD69LP-WH-PB	Polished brass	\$1,789
WH	ADSN69LP-WH-CP	Polished chrome	\$1,708
WH	ADSN69LP-WH-BN	Brushed nickel	\$1,869
WH	ADSN69LP-WH-OR	Oil rubbed bronze	\$1,951
WH	ADSN69LP-WH-PB	Polished brass	\$1,789

**The following is recommended for ADS7H69LP double slipper tubs with deck holes:**

- Faucet: part #4601 or 4603
- Straight bath supplies: part #5577
- Leg tub drain: part #5599LT or 5599TS

**The following is recommended for ADSTD69LP and ADSN69LP tubs with no faucet holes:**

- Faucet: part #4602, 4022 or 4025
- Rigid, free standing supplies: part #4502
- Leg tub drain: part #5599LT or 5599TS

Schedule B

Order #DRILL-OFF to have an overflow drilled at no charge.  
 With overflow drilled, this tub requires drain part #5599PD.  
 Tubs that have been drilled with overflow are "special order" and are not returnable.

Bathtubs now ship with the feet attached and leveled.  
 Bathtubs are thoroughly inspected before being shipped.

Color Code **WH** White

## Acrylic Tubs

L 63"  
W 28"  
H 28"



Color	Product Number	Description	Price
WH	ATDS7H63RB-WH	7" Centers in tub deck	\$1,948
WH	ATDSN63RB-WH	No faucet holes with cont rolled rim	\$1,948
WH	ATDSNTD63RB-WH	No faucet holes with tap deck	\$1,948

Schedule B

Order #DRILL-OFF to have an overflow drilled at no charge.  
With overflow drilled, this tub requires drain part #5599.  
Tubs with overflow drilled are "special order" and not returnable.

L 69"  
W 28½"  
H 28¾"



Color	Product Number	Description	Price
WH	ATDS7H69B-WH	7" Centers in tub deck	\$2,024
WH	ATDSN69B-WH	No faucet holes with cont rolled rim	\$2,024
WH	ATDSNTD69B-WH	No faucet holes with tap deck	\$2,024

Schedule B

Order #DRILL-OFF to have an overflow drilled at no charge.  
With overflow drilled, this tub requires drain part #5599.  
Tubs with overflow drilled are "special order" and not returnable.

### Monterrey 63" Acrylic Double Slipper Tub on Base

- Double-walled acrylic
- No overflow
- Center drain
- Decorative base
- No faucet holes

Gallon capacity: 43 • Shipping weight: 140 lbs.  
Empty weight: 80 lbs. • Filled weight: 459 lbs.



The following is recommended for ATDS7H63RB tubs with deck holes.

- Faucet: part #4601 or 7601
- Straight bath supplies: part #5577
- Leg tub drain: part #5599LT or 5599TS

The following is recommended for ATDSN63RB and ATDSNTD63RB tubs with no faucet holes:

- Faucet: part #4602, 4063 or 4604
- Rigid, freestanding supplies: part #4502
- Leg tub drain: part #5599LT or 5599TS

### Montebello 69" Acrylic Double Slipper Tub on Base

- Double-walled acrylic
- No overflow
- Center drain
- Decorative base

Gallon capacity: 53 • Shipping weight: 144 lbs.  
Empty weight: 84 lbs. • Filled weight: 527 lbs.



The following is recommended for ATDS7H69B tubs with deck holes.

- Faucet: part #4601 or 7601
- Straight bath supplies: part #5577
- Leg tub drain: part #5599LT or 5599TS

The following is recommended for ATDSN69B and ATDSNTD69B tubs with no faucet holes:

- Faucet: part #4602, 4604 or 7082
- Rigid, freestanding supplies: part #4502
- Leg tub drain: part #5599LT or 5599TS

Color Code **WH** White

## Acrylic Tubs

L 69"  
W 30 $\frac{5}{8}$ "  
H 29"



### Morgan 69" Acrylic Double Slipper Tub on Base with Integral Drain

- Double-walled acrylic
- Overflow slot
- Center drain
- No faucet holes
- Includes OF cover and matching drain

Gallon capacity: 53 • Shipping weight: 162 lbs.

Empty weight: 102 lbs. • Filled weight: 555 lbs.

Color	Product Number	Drain/Overflow Cover Finish	Price
WH	ATDSN70BHIG-BN	Brushed nickel	\$2,288
WH	ATDSN70BHIG-CP	Polished chrome	\$2,267
WH	ATDSN70BHIG-MB	Matte black	\$2,288
WH	ATDSN70BHIG-ORB	Oil rubbed bronze	\$2,288
WH	ATDSN70BHIG-PB	Polished brass	\$2,288
WH	ATDSN70BHIG-PN	Polished nickel	\$2,288
WH	ATDSN70BHIG-WT	White	\$2,288

Schedule B

Tub has overflow slot with drain tube between the tub walls.  
Tubs with air kit installed are "special order" and not returnable



To add Air Jet Massage to your tub order Air Kit 1 or Air Kit 2 for \$2,526.  
See pages 2- 3 for details.

#### The following is recommended for ATDSN70BHIG tubs with no faucet holes and integral drain:

- Faucet: part #4602 or 4604
- Rigid, freestanding supplies: part #4502
- Freestanding filler: part #7901, 7922 or 7934  
(Supplies included with filler)

Bathtubs are thoroughly inspected before being shipped.

Color Code **WH** White

## Acrylic Tubs



L 59"  
W 30¾"  
H 25½" (from floor to top of tub)

### Mystique 59" Acrylic Freestanding Double Slipper Tub with Integral Drain

- Double-walled acrylic
- Overflow slot
- Center drain
- No faucet holes
- Includes OF cover and matching drain

Gallon capacity: 48 • Shipping weight: 134 lbs.  
Empty weight: 82 lbs. • Filled weight: 564 lbs.

#### The following is recommended for ATDSN59IG tubs with no faucet holes and integral drain:

- Faucet: part #7082 or 7088
- Double offset supplies: part #5576
- Freestanding filler: part #7901, 7922 or 7952  
(Supplies included with filler)

Color	Product Number	Drain/Overflow Cover Finish	Price
WH	ATDSN59IG-BN	Brushed nickel	\$2,243
WH	ATDSN59IG-CP	Polished chrome	\$2,217
WH	ATDSN59IG-ORB	Oil rubbed bronze	\$2,284
WH	ATDSN59IG-PB	Polished brass	\$2,259
WH	ATDSN59IG-PN	Polished nickel	\$2,243
WH	ATDSN59IG-WT	White	\$2,259

Schedule B

Tub has overflow slot with drain tube between tub walls.  
To have your tub insulated for heat retention order **#TUB INSULATION for \$566**.  
Tubs with insulation added are "special order" and not returnable.

Bathtubs are thoroughly inspected before being shipped.

Color Code **WH** White


## Acrylic Tubs



L 67"  
W 35¼"  
H 26½" (from floor to top of tub)

Color	Product Number	Drain/Overflow Cover Finish	Price
WH	ATDSN67IG-BN	Brushed nickel	\$2,205
WH	ATDSN67IG-CP	Polished chrome	\$2,184
WH	ATDSN67IG-MB	Matte black	\$2,205
WH	ATDSN67IG-ORB	Oil rubbed bronze	\$2,205
WH	ATDSN67IG-PB	Polished brass	\$2,205
WH	ATDSN67IG-PN	Polished nickel	\$2,205
WH	ATDSN67IG-WT	White	\$2,205

Schedule B

Tub has overflow slot with drain tube between tub walls.  
To have your tub insulated for heat retention order **#TUB INSULATION for \$566**.  
Tubs with insulation added or air kit installed are "special order" and not returnable.  
 To add Air Jet Massage to your tub order Air Kit 1 or Air Kit 2 for \$2,526.  
See pages 2- 3 for details.

### Naomi 67" Acrylic Freestanding Double Slipper Tub with Integral Drain

- Double-walled acrylic
- Overflow slot
- Center drain
- No faucet holes
- Includes OF cover and matching drain

Gallon capacity: 43 • Shipping weight: 142 lbs.  
Empty weight: 82 lbs. • Filled weight: 442 lbs.

#### The following is recommended for ATDSN67IG tubs with no faucet holes and integral drain:

- Faucet: part **#7020, 7082 or 7088**
- Double offset supplies: part **#5576**
- Freestanding filler: part **#7901, 7922 or 7934**  
(Supplies included with filler)




L 67"  
W 29¼"  
H 27"

Color	Product Number	Drain/Overflow Cover Finish	Price
WH	ATDSN67BIG-BN	Brushed nickel	\$3,670
WH	ATDSN67BIG-CP	Polished chrome	\$3,646
WH	ATDSN67BIG-MB	Matte black	\$3,670
WH	ATDSN67BIG-ORB	Oil rubbed bronze	\$3,670
WH	ATDSN67BIG-PB	Polished brass	\$3,670
WH	ATDSN67BIG-PN	Polished nickel	\$3,670
WH	ATDSN67BIG-WT	White	\$3,670

Schedule B

Tub has overflow slot with drain tube between tub walls.  
Tubs with air kit installed are "special order" and not returnable.

 To add Air Jet Massage to your tub order Air Kit 1 or Air Kit 2 for \$2,526.  
See pages 2- 3 for details.

### Nemo 67" Acrylic Double Slipper Tub on Base with Integral Drain

- Double-walled acrylic
- Overflow slot
- No faucet holes
- Center drain
- Decorative base
- Includes OF cover and matching drain

Gallon capacity: 51 • Shipping weight: 142 lbs.  
Empty weight: 82 lbs. • Filled weight: 508 lbs.

#### The following is recommended for ATDSN67BIG tubs with no faucet holes and integral drain:

- Faucet: part **#7082 or 7088**
- Rigid, freestanding supplies: part **#4502**

Bathtubs are thoroughly inspected before being shipped.

Color Code **WH** White

## Acrylic Tubs



L 62"  
W 30½"  
H 25½"

Color	Product Number	Drain/Overflow Cover Finish	Price
WH	ATDSN62FIG-BN	Brushed nickel	\$2,238
WH	ATDSN62FIG-CP	Polished chrome	\$2,217
WH	ATDSN62FIG-MB	Matte black	\$2,238
WH	ATDSN62FIG-ORB	Oil rubbed bronze	\$2,238
WH	ATDSN62FIG-PB	Polished brass	\$2,238
WH	ATDSN62FIG-PN	Polished nickel	\$2,238
WH	ATDSN62FIG-WT	White	\$2,238

Schedule B

Tub has overflow slot with drain tube between the tub walls.

To have your tub insulated for heat retention order **#TUB INSULATION for \$566**.  
Tubs with insulation added or air kit installed are "special order" and not returnable



To add Air Jet Massage to your tub order Air Kit 1 or Air Kit 2 for \$2,526.  
See pages 2- 3 for details.



L 67¼"  
W 30¾"  
H 25"

Color	Product Number	Drain/Overflow Cover Finish	Price
WH	ATDSN68FIG-BN	Brushed nickel	\$2,263
WH	ATDSN68FIG-CP	Polished chrome	\$2,243
WH	ATDSN68FIG-MB	Matte black	\$2,263
WH	ATDSN68FIG-ORB	Oil rubbed bronze	\$2,263
WH	ATDSN68FIG-PB	Polished brass	\$2,263
WH	ATDSN68FIG-PN	Polished nickel	\$2,263
WH	ATDSN68FIG-WT	White	\$2,263

Schedule B

Tub has overflow slot with drain tube between the tub walls.

To have your tub insulated for heat retention order **#TUB INSULATION for \$566**.  
Tubs with insulation added or air kit installed are "special order" and not returnable.



To add Air Jet Massage to your tub order Air Kit 1 or Air Kit 2 for \$2,526.  
See pages 2- 3 for details.

### Newman 62" Acrylic Double Slipper Tub with Integral Drain

- Double-walled acrylic
- Overflow slot
- Center drain
- No faucet holes
- Includes OF cover and matching drain

Gallon capacity: 48 • Shipping weight: 137 lbs.

Empty weight: 77 lbs. • Filled weight: 478 lbs.

#### The following is recommended for ATDSN62FIG tubs with no faucet holes and integral drain:

- Faucet: part **#7020, 7082 or 7088**
- Double offset supplies: part **#5576**
- Freestanding filler: part **#7902 or 7934**  
**(Supplies included with filler)**

### Nickelby 67" Acrylic Double Slipper Tub with Integral Drain

- Double-walled acrylic
- Overflow slot
- Center drain
- No faucet holes
- Includes OF cover and matching drain

Gallon capacity: 53 • Shipping weight: 142 lbs.

Empty weight: 82 lbs. • Filled weight: 525 lbs.


#### The following is recommended for ATDSN68FIG tubs with no faucet holes:

- Faucet: part **#7020, 7082 or 7088**
- Double offset supplies: part **#5576**
- Freestanding filler: part **#7902 or 7934**  
**(Supplies included with filler)**

Bathtubs are thoroughly inspected before being shipped.

Color Code **WH** White

## Acrylic Tubs



L 67"  
W 31½"  
H 29½"

Color	Product Number	Drain/Overflow Cover Finish	Price
WH	ATFN67IG-BN	Brushed nickel	\$2,918
WH	ATFN67IG-CP	Polished chrome	\$2,893
WH	ATFN67IG-ORB	Oil rubbed bronze	\$2,959
WH	ATFN67IG-PB	Polished brass	\$2,934
WH	ATFN67IG-PN	Polished nickel	\$2,918
WH	ATFN67IG-WT	White	\$2,934

Schedule B

Tub has overflow slot with drain tube between tub walls.

To have your tub insulated for heat retention order **#TUB INSULATION for \$566**.

Tubs with insulation added or air kit installed are "special order" and not returnable.

### Nessa 67" Acrylic Freestanding Tub with Integral Drain


- Double-walled acrylic
- Overflow slot
- Built in adjusters
- Center drain
- No faucet holes
- Includes OF cover and matching drain

Gallon capacity: 57 • Shipping weight: 142 lbs.

Empty weight: 82 lbs. • Filled weight: 558 lbs.

**The following is recommended for ATFN67IG tubs with no faucet holes and integral drain:**

- Faucet: part **#4602, 4604, 7082 or 7088**
- Rigid, freestanding supplies: part **#4502**
- Freestanding filler: part **#7902, 7922 or 7932**  
(Supplies included with filler)



L 71"  
W 31¾"  
H 30"

Color	Product Number	Drain/Overflow Cover Finish	Price
WH	ATFN71IG-BN	Brushed nickel	\$3,067
WH	ATFN71IG-CP	Polished chrome	\$3,042
WH	ATFN71IG-ORB	Oil rubbed bronze	\$3,109
WH	ATFN71IG-PB	Polished brass	\$3,084
WH	ATFN71IG-PN	Polished nickel	\$3,067
WH	ATFN71IG-WT	White	\$3,084

Schedule B

Tub has overflow slot with drain tube between tub walls.

To have your tub insulated for heat retention order **#TUB INSULATION for \$566**.

Tubs with insulation added or air kit installed are "special order" and not returnable.

### Nicole 71" Acrylic Freestanding Tub with Integral Drain

- Double-walled acrylic
- Overflow slot
- Built in adjusters
- Center drain
- No faucet holes
- Includes OF cover and matching drain

Gallon capacity: 61 • Shipping weight: 162 lbs.

Empty weight: 102 lbs. • Filled weight: 631 lbs.

**The following is recommended for ATFN71IG tubs with no faucet holes and integral drain:**

- Faucet: part **#4602, 4604, 7082 or 7088**
- Rigid, freestanding supplies: part **#4502**
- Freestanding filler: part **#7902, 7922 or 7932**  
(Supplies included with filler)

Bathtubs are thoroughly inspected before being shipped.

Color Code **WH** White

## Acrylic Tubs



L 68 $\frac{3}{8}$ "  
 W 31"  
 H 27 $\frac{1}{2}$ " (from floor to top of tub)

### Noreen 69" Acrylic Freestanding Double Slipper Tub with Integral Drain

- Double-walled acrylic
- No faucet holes
- Overflow slot
- Includes OF cover and matching drain
- Center drain

Gallon capacity: 58 • Shipping weight: 144 lbs.  
 Empty weight: 84 lbs. • Filled weight: 554lbs.

**The following is recommended for ATDSN69KIG tubs with no faucet holes and integral drain:**

- Faucet: part #4602 or 4604
- Rigid, freestanding supplies: part #4502

Color	Product Number	Drain/Overflow Cover Finish	Price
WH	ATDSN69KIG-BN	Brushed nickel	\$2,396
WH	ATDSN69KIG-CP	Polished chrome	\$2,375
WH	ATDSN69KIG-MB	Matte black	\$2,396
WH	ATDSN69KIG-ORB	Oil rubbed bronze	\$2,396
WH	ATDSN69KIG-PB	Polished brass	\$2,396
WH	ATDSN69KIG-PN	Polished nickel	\$2,396
WH	ATDSN69KIG-WT	White	\$2,396

Schedule B

Tub has overflow slot with drain tube between tub walls.

To have your tub insulated for heat retention order **#TUB INSULATION for \$566.**

Tubs with insulation added or air kit installed are "special order" and not returnable.



To add Air Jet Massage to your tub order Air Kit 1 or Air Kit 2 for \$2,526. See pages 2- 3 for details.



### Nottingham 66" Acrylic Freestanding Tub with Integral Drain

- Double-walled acrylic
- No faucet holes
- Overflow slot
- Includes OF cover and matching drain
- End drain

Gallon capacity: 44 • Shipping weight: 142 lbs.  
 Empty weight: 82 lbs. • Filled weight: 450 lbs.

**The following is recommended for ATFSN66IG tubs with no faucet holes and integral drain:**

- Faucet: part #7901 or 7913  
 (Supplies included with filler)

Color	Product Number	Drain/Overflow Cover Finish	Price
WH	ATFSN66IG-BN	Brushed nickel	\$2,180
WH	ATFSN66IG-CP	Polished chrome	\$2,159
WH	ATFSN66IG-MB	Matte black	\$2,180
WH	ATFSN66IG-ORB	Oil rubbed bronze	\$2,180
WH	ATFSN66IG-PB	Polished brass	\$2,180
WH	ATFSN66IG-PN	Polished nickel	\$2,180
WH	ATFSN66IG-WT	White	\$2,180

Schedule B

Tub has overflow slot with drain tube between tub walls.

To have your tub insulated for heat retention order **#TUB INSULATION for \$566.**

Tubs with insulation added or air kit installed are "special order" and not returnable.



To add Air Jet Massage to your tub order Air Kit 1 or Air Kit 2 for \$2,526. See pages 2- 3 for details.

Bathtubs are thoroughly inspected before being shipped.

Color Code **WH** White

## Acrylic Tubs



L 69"  
W 29 $\frac{5}{8}$ "  
H 27"

### Normandy 69" Acrylic Curved Double Slipper Tub with Integral Drain

- Double-walled acrylic
- Overflow slot
- No faucet holes
- Center drain
- Petite base
- Includes OF cover and matching drain

Gallon capacity: 46 • Shipping weight: 164 lbs.  
Empty weight: 104 lbs. • Filled weight: 488 lbs.

Color	Product Number	Drain/Overflow Cover Finish	Price
WH	ATDSN70BIG-BN	Brushed nickel	\$3,549
WH	ATDSN70BIG-CP	Polished chrome	\$3,525
WH	ATDSN70BIG-MB	Matte black	\$3,549
WH	ATDSN70BIG-ORB	Oil rubbed bronze	\$3,549
WH	ATDSN70BIG-PB	Polished brass	\$3,549
WH	ATDSN70BIG-PN	Polished nickel	\$3,549
WH	ATDSN70BIG-WT	White	\$3,549

Schedule B

The following is recommended for ATDSN70BIG tubs with no faucet holes and integral drain:

- Faucet: part #7901 or 7913  
(Supplies included with filler)

Tub has overflow slot with drain tube between tub walls.

To have your tub insulated for heat retention order **#TUB INSULATION for \$566**.

Tubs with insulation added or air kit installed are "special order" and not returnable.



To add Air Jet Massage to your tub order Air Kit 1 or Air Kit 2 for \$2,526.  
See pages 2- 3 for details.

Bathtubs are thoroughly inspected before being shipped.

Color Code **WH** White

## Acrylic Tubs



L 72"  
W 31½"  
H 27¾"

Color	Product Number	Drain/Overflow Cover Finish	Price
WH	ATFDSN72IG-BN	Brushed nickel	\$2,338
WH	ATFDSN72IG-CP	Polished chrome	\$2,317
WH	ATFDSN72IG-MB	Matte black	\$2,338
WH	ATFDSN72IG-ORB	Oil rubbed bronze	\$2,338
WH	ATFDSN72IG-PB	Polished brass	\$2,338
WH	ATFDSN72IG-PN	Polished nickel	\$2,338
WH	ATFDSN72IG-WT	White	\$2,338

Schedule B

Tub has overflow slot with drain tube between tub walls.

To have your tub insulated for heat retention order **#TUB INSULATION for \$566**.

Tubs with insulation added or air kit installed are "special order" and not returnable.



To add Air Jet Massage to your tub order Air Kit 1 or Air Kit 2 for \$2,526. See pages 2- 3 for details.



L 71⅝"  
W 27"  
H 28"

Color	Product Number	Drain/Overflow Cover Finish	Price
WH	ATDSN72IG-BN	Brushed nickel	\$2,247
WH	ATDSN72IG-CP	Polished chrome	\$2,226
WH	ATDSN72IG-MB	Matte black	\$2,247
WH	ATDSN72IG-ORB	Oil rubbed bronze	\$2,247
WH	ATDSN72IG-PB	Polished brass	\$2,247
WH	ATDSN72IG-PN	Polished nickel	\$2,247
WH	ATDSN72IG-WT	White	\$2,247

Schedule B

Tub has overflow slot with drain tube between the tub walls.

To have your tub insulated for heat retention order **#TUB INSULATION for \$566**.

Tubs with insulation added or air kit installed are "special order" and not returnable



To add Air Jet Massage to your tub order Air Kit 1 or Air Kit 2 for \$2,526. See pages 2- 3 for details.

### Nydia 72" Acrylic Bateau Tub with Integral Drain

- Double-walled acrylic
- Overflow slot
- No faucet holes
- Center drain
- Includes OF cover and matching drain

Gallon capacity: 65 • Shipping weight: 162 lbs.  
Empty weight: 102 lbs. • Filled weight: 561 lbs.

The following is recommended for ATFDSN72IG tubs with no faucet holes and integral drain:

- Faucet: part **#7901 or 7913**  
(Supplies included with filler)

### Nyx 72" Acrylic Double Slipper Tub with Integral Drain

- Double-walled acrylic
- Overflow slot
- Center drain
- No faucet holes
- Includes OF cover and matching drain

Gallon capacity: 63 • Shipping weight: 162 lbs.  
Empty weight: 102 lbs. • Filled weight: 620 lbs.

The following is recommended for ATDSN72IG tubs with no faucet holes and integral drain:

- Faucet: part **#4022, 4025, 4602 or 4604**
- Rigid, freestanding supplies: part **#4502**
- Faucet: part **#7902 or 7934**  
(Supplies included with filler)

Bathtubs are thoroughly inspected before being shipped.

Color Code **WH** White

## Acrylic Tubs



L 55"  
W 26<sup>5</sup>/<sub>8</sub>"  
H 23<sup>1</sup>/<sub>8</sub>"

### Ogden 55" Acrylic Freestanding Tub with Integral Drain

- Double-walled acrylic
- Overflow slot
- Center drain
- No faucet holes
- Includes OF cover and matching drain

Gallon capacity: 45 • Shipping weight: 136 lbs.

Empty weight: 73 lbs. • Filled weight: 447 lbs.

Color	Product Number	Drain/Overflow Cover Finish	Price
WH	ATOVN55IIG-BN	Brushed nickel	\$2,602
WH	ATOVN55IIG-CP	Polished chrome	\$2,578
WH	ATOVN55IIG-MB	Matte black	\$2,602
WH	ATOVN55IIG-ORB	Oil rubbed bronze	\$2,602
WH	ATOVN55IIG-PB	Polished brass	\$2,602
WH	ATOVN55IIG-PN	Polished nickel	\$2,602
WH	ATOVN55IIG-WT	White	\$2,602

Schedule B

Tub has overflow slot with drain tube between the tub walls.

To have your tub insulated for heat retention order **#TUB INSULATION for \$566**.

Tubs with insulation added or air kit installed are "special order" and not returnable



To add Air Jet Massage to your tub order Air Kit 1 or Air Kit 2 for \$2,526. See pages 2- 3 for details.

#### The following is recommended for ATOVN55IIG tubs with no faucet holes and integral drain:

- Faucet: part **#4602 or 4604**
- Rigid, freestanding supplies: part **#4502**
- Freestanding filler: part **#7901, 7922 or 7934**  
**(Supplies included with filler)**

Bathtubs are thoroughly inspected before being shipped.

Color Code **WH** White

## Acrylic Tubs



L 55"  
W 26½"  
H 23" (from floor to top of tub)

### Ollie 55" Acrylic Freestanding Tub with Integral Drain

- Double-walled acrylic
- Overflow slot
- Center drain
- No faucet holes
- Includes OF cover and matching drain

Gallon capacity: 40 • Shipping weight: 148 lbs.  
Empty weight: 88 lbs. • Filled weight: 422 lbs.

#### The following is recommended for ATOVN55IG tubs with no faucet holes and integral drain:

- Faucet: part #4602 or 4604
- Rigid, freestanding supplies: part #4502

Color	Product Number	Drain/Overflow Cover Finish	Price
WH	ATOVN55IG-BN	Brushed nickel	\$2,116
WH	ATOVN55IG-CP	Polished chrome	\$2,092
WH	ATOVN55IG-MB	Matte black	\$2,116
WH	ATOVN55IG-ORB	Oil rubbed bronze	\$2,116
WH	ATOVN55IG-PB	Polished brass	\$2,116
WH	ATOVN55IG-PN	Polished nickel	\$2,116
WH	ATOVN55IG-WH	White	\$2,116

Schedule B

Tub has overflow slot with drain tube between tub walls.  
To have your tub insulated for heat retention order **#TUB INSULATION for \$566**.  
Tubs with insulation added or air kit installed are "special order" and not returnable.  
To add Air Jet Massage to your tub order Air Kit 1 or Air Kit 2 for \$2,526.  
See pages 2- 3 for details.



L 55¾"  
W 29½"  
H 26⅞"

### Onyx 56" Freestanding Acrylic Tub with Integral Drain

- Double-walled acrylic
- Overflow slot
- No faucet holes
- End drain
- Integral seat
- Includes OF cover and matching drain

Gallon capacity: 63 • Shipping weight: 153 lbs.  
Empty weight: 93 lbs. • Filled weight: 619 lbs.

#### The following is recommended for ATOVN56FIG tubs with no faucet holes and integral drain:

- Faucet: part #4602, 4604 or 7082
- Rigid, freestanding supplies: part #4502

Color	Product Number	Drain/Overflow Cover Finish	Price
WH	ATOVN56FIG-BN	Brushed nickel	\$2,383
WH	ATOVN56FIG-CP	Polished chrome	\$2,359
WH	ATOVN56FIG-MB	Matte black	\$2,383
WH	ATOVN56FIG-ORB	Oil rubbed bronze	\$2,383
WH	ATOVN56FIG-PB	Polished brass	\$2,383
WH	ATOVN56FIG-PN	Polished nickel	\$2,383
WH	ATOVN56FIG-WT	White	\$2,383

Schedule B

Tub has overflow slot with drain tube between tub walls.  
To have your tub insulated for heat retention order **#TUB INSULATION for \$566**.  
Tubs with insulation added or air kit installed are "special order" and not returnable.  
To add Air Jet Massage to your tub order Air Kit 1 or Air Kit 2 for \$2,526.  
See pages 2- 3 for details.



Bathtubs are thoroughly inspected before being shipped.

Color Code **WH** White

## Acrylic Tubs



L 58½"

W 31½"

H 23"

### Opus 59" Acrylic Freestanding Tub with Integral Drain

- Double-walled acrylic
- Overflow slot
- Center drain
- No faucet holes
- Includes OF cover and matching drain

Gallon capacity: 41 • Shipping weight: 133 lbs.  
Empty weight: 73 lbs. • Filled weight: 417 lbs.

Color	Product Number	Drain/Overflow Cover Finish	Price
WH	ATOVN59MFIG-BN	Brushed nickel	\$2,157
WH	ATOVN59MFIG-CP	Polished chrome	\$2,133
WH	ATOVN59MFIG-MB	Matte black	\$2,157
WH	ATOVN59MFIG-ORB	Oil rubbed bronze	\$2,157
WH	ATOVN59MFIG-PB	Polished brass	\$2,157
WH	ATOVN59MFIG-PN	Polished nickel	\$2,157
WH	ATOVN59MFIG-WT	White	\$2,157

Schedule B

Tub has overflow slot with drain tube between tub walls.

To have your tub insulated for heat retention order **#TUB INSULATION for \$566**.

Tubs with insulation added or air kit installed are "special order" and not returnable.



To add Air Jet Massage to your tub order Air Kit 1 or Air Kit 2 for \$2,526.  
See pages 2- 3 for details.

#### The following is recommended for ATOVN59MFIG tubs with no faucet holes and integral drain:

- Faucet: part #7901 or 7913  
(Supplies included with filler)

Bathtubs are thoroughly inspected before being shipped.

Color Code **WH** White

## Acrylic Tubs



L 59"  
W 31½"  
H 23¾" (from floor to top of tub)

### Olmos 59" Acrylic Freestanding Tub with Integral Drain

- Double-walled acrylic
- Overflow slot
- Center drain
- Includes OF cover and matching drain

Gallon capacity: 77 • Shipping weight: 142 lbs.  
Empty weight: 99 lbs. • Filled weight: 738 lbs.

All ATOV7H59AIG tubs have 7" centers in tub deck.  
All ATOVN59AIG tubs have no faucet holes with tap deck.

Color	Product Number	Feet Finish	Price
WH	ATOV7H59AIG-BN	Brushed nickel	\$2,176
WH	ATOV7H59AIG-CP	Polished Chrome	\$2,150
WH	ATOV7H59AIG-ORB	Oil rubbed bronze	\$2,217
WH	ATOV7H59AIG-PB	Polished brass	\$2,192
WH	ATOV7H59AIG-PN	Polished nickel	\$2,176
WH	ATOV7H59AIG-WT	White	\$2,192
WH	ATOVN59AIG-BN	Brushed nickel	\$2,176
WH	ATOVN59AIG-CP	Polished chrome	\$2,150
WH	ATOVN59AIG-ORB	Oil rubbed bronze	\$2,217
WH	ATOVN59AIG-PB	Polished brass	\$2,192
WH	ATOVN59AIG-PN	Polished nickel	\$2,176
WH	ATOVN59AIG-WT	White	\$2,192

Schedule B

Tub has overflow slot with drain tube between tub walls.  
To have your tub insulated for heat retention order **#TUB INSULATION for \$566**.  
Tubs with insulation added or air kit installed are "special order" and not returnable.



To add Air Jet Massage to your tub order Air Kit 1 or Air Kit 2 for \$2,526.  
See pages 2- 3 for details.

#### The following is recommended for ATOV7H59AIG tubs with deck holes:

- Rim-mounted faucet: part **#4601** or **#4603**
- Straight bath supplies: part **#5577**

#### The following is recommended for ATOVN59AIG tubs without faucet holes:

- Faucet: part **#4602** or **#7082**
- Double offset supplies: part **#5576**
- Rigid, freestanding supplies: part **#4502**

Bathtubs are thoroughly inspected before being shipped.

Color Code **WH** White

## Acrylic Tubs



L 67"

W 31½"

H 23¾" (from floor to top of tub)

### Onita 67'' Acrylic Freestanding Tub with Integral Drain

- Double-walled acrylic
- Overflow slot
- Center drain
- Includes OF cover and matching drain

Gallon capacity: 52 • Shipping weight: 142 lbs.  
Empty weight: 82 lbs. • Filled weight: 516 lbs.

All ATOV7H67AIG tubs have 7" centers in tub deck.  
All ATOVN67AIG tubs have no faucet holes with tap deck.

Color	Product Number	Feet Finish	Price
WH	ATOV7H67AIG-BN	Brushed nickel	\$2,359
WH	ATOV7H67AIG-CP	Polished Chrome	\$2,334
WH	ATOV7H67AIG-ORB	Oil rubbed bronze	\$2,401
WH	ATOV7H67AIG-PB	Polished brass	\$2,375
WH	ATOV7H67AIG-PN	Polished nickel	\$2,359
WH	ATOV7H67AIG-WT	White	\$2,375
WH	ATOVN67AIG-BN	Brushed nickel	\$2,359
WH	ATOVN67AIG-CP	Polished chrome	\$2,334
WH	ATOVN67AIG-ORB	Oil rubbed bronze	\$2,401
WH	ATOVN67AIG-PB	Polished brass	\$2,375
WH	ATOVN67AIG-PN	Polished nickel	\$2,359
WH	ATOVN67AIG-WT	White	\$2,375

Schedule B

#### The following is recommended for ATOV7H67AIG tubs with deck holes:

- Rim-mounted faucet: part #4601 or #4603
- Straight bath supplies: part #5577

#### The following is recommended for ATOVN67AIG tubs without faucet holes:

- Faucet: part #4602 or #7082
- Double offset supplies: part #5576
- Rigid, freestanding supplies: part #4502

Tub has overflow slot with drain tube between tub walls.

To have your tub insulated for heat retention order **#TUB INSULATION for \$566**.

Tubs with insulation added or air kit installed are "special order" and not returnable.



To add Air Jet Massage to your tub order Air Kit 1 or Air Kit 2 for \$2,526.  
See pages 2- 3 for details.

Bathtubs are thoroughly inspected before being shipped.

Color Code **WH** White

## Acrylic Tubs



L 58½"  
W 32"  
H 23"

### Orlando 59" Acrylic Freestanding Tub with Integral Drain

- Double-walled acrylic
- Overflow slot
- Center drain
- No faucet holes
- Drain and overflow covers included

Gallon capacity: 37 • Shipping weight: 137 lbs.  
Empty weight: 77 lbs. • Filled weight: 386 lbs.


#### The following is recommended for ATOVN59LIG tubs with no faucet holes and integral drain:

- Faucet: part **#4602** or **4604**
- Rigid, freestanding supplies: part **#4502**

Color	Product Number	Drain/Overflow Cover Finish	Price
WH	ATOVN59LIG-BN	Brushed nickel	\$2,250
WH	ATOVN59LIG-CP	Polished chrome	\$2,226
WH	ATOVN59LIG-ORB	Oil rubbed bronze	\$2,292
WH	ATOVN59LIG-PB	Polished brass	\$2,267
WH	ATOVN59LIG-PN	Polished nickel	\$2,250
WH	ATOVN59LIG-WT	White	\$2,267

Schedule B

Tub has overflow slot with drain tube between tub walls.  
To have your tub insulated for heat retention order **#TUB INSULATION** for \$566.  
Tubs with insulation added or air kit installed are "special order" and not returnable.



L 59"  
W 31½"  
H 23¾"

### Oswald 59" Acrylic Freestanding Tub with Integral Drain

- Double-walled acrylic
- Overflow slot
- Center drain
- No faucet holes
- Drain and overflow covers included

Gallon capacity: 47 • Shipping weight: 137 lbs.  
Empty weight: 77 lbs. • Filled weight: 470 lbs.

#### The following is recommended for ATOVN59EIG tubs with no faucet holes and integral drain:

- Faucet: part **#4602, 4604, 7082** or **7088**
- Rigid, freestanding supplies: part **#4502**
- Freestanding filler: part **#7932, 7952** or **7918**  
(Supplies included with filler)

Color	Product Number	Drain/Overflow Cover Finish	Price
WH	ATOVN59EIG-BN	Brushed nickel	\$2,184
WH	ATOVN59EIG-CP	Polished chrome	\$2,159
WH	ATOVN59EIG-MB	Matte black	\$2,146
WH	ATOVN59EIG-ORB	Oil rubbed bronze	\$2,226
WH	ATOVN59EIG-PB	Polished brass	\$2,201
WH	ATOVN59EIG-PN	Polished nickel	\$2,184
WH	ATOVN59EIG-WT	White	\$2,201

Schedule B

Tub has overflow slot with drain tube between tub walls.  
To have your tub insulated for heat retention order **#TUB INSULATION** for \$566.  
Tubs with insulation added or air kit installed are "special order" and not returnable.

Bathtubs are thoroughly inspected before being shipped.

Color Code **WH** White

## Acrylic Tubs



L 62¼"  
W 29½"  
H 23"

Color	Product Number	Drain/Overflow Cover Finish	Price
WH	ATOVN63IIG-BN	Brushed nickel	\$2,683
WH	ATOVN63IIG-CP	Polished chrome	\$2,659
WH	ATOVN63IIG-MB	Matte black	\$2,683
WH	ATOVN63IIG-ORB	Oil rubbed bronze	\$2,683
WH	ATOVN63IIG-PB	Polished brass	\$2,683
WH	ATOVN63IIG-PN	Polished nickel	\$2,683
WH	ATOVN63IIG-WT	White	\$2,683

Schedule B

Tub has overflow slot with drain tube between tub walls.

To have your tub insulated for heat retention order **#TUB INSULATION for \$566**.

Tubs with insulation added or air kit installed are "special order" and not returnable.



To add Air Jet Massage to your tub order Air Kit 1 or Air Kit 2 for \$2,526. See pages 2- 3 for details.

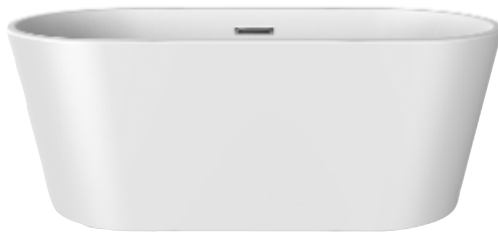
### Orrick 63" Freestanding Acrylic Tub with Integral Drain

- Double-walled acrylic
- Overflow slot
- Center drain
- No faucet holes
- Includes OF cover and matching drain

Gallon capacity: 51 • Shipping weight: 140 lbs.  
Empty weight: 80 lbs. • Filled weight: 530 lbs.

#### The following is recommended for ATOVN63IIG tubs without faucet holes:

- Faucet: part **#4602, 4604 or 7082**
- Rigid, freestanding supplies: part **#4502**



L 63"  
W 31⅝"  
H 23½"

Color	Product Number	Drain/Overflow Cover Finish	Price
WH	ATOVN63EIG-BN	Brushed nickel	\$2,343
WH	ATOVN63EIG-CP	Polished chrome	\$2,317
WH	ATOVN63EIG-ORB	Oil rubbed bronze	\$2,384
WH	ATOVN63EIG-PB	Polished brass	\$2,359
WH	ATOVN63EIG-PN	Polished nickel	\$2,343
WH	ATOVN63EIG-WT	White	\$2,359

Schedule B

Tub has overflow slot with drain tube between tub walls.

To have your tub insulated for heat retention order **#TUB INSULATION for \$566**.

Tubs with insulation added or air kit installed are "special order" and not returnable.

### Pascal 63" Acrylic Freestanding Tub with Integral Drain

- Double-walled acrylic
- Overflow slot
- Center drain
- No faucet holes
- Drain and overflow covers included

Gallon capacity: 61 • Shipping weight: 140 lbs.  
Empty weight: 80 lbs. • Filled weight: 589 lbs.

#### The following is recommended for ATOVN63EIG tubs with no faucet holes and integral drain:

- Faucet: part **#4602, 4604, 7082 or 7088**
- Rigid, freestanding supplies: part **#4502**
- Freestanding filler: part **#7932, 7952 or 7918**  
(Supplies included with filler)

Bathtubs are thoroughly inspected before being shipped.

Color Code **WH** White

## Acrylic Tubs



L 67"  
W 31½"  
H 23¾"

### Patrick 67" Acrylic Freestanding Tub with Integral Drain

- Double-walled acrylic
- Overflow slot
- Center drain
- No faucet holes
- Drain and overflow covers included

Gallon capacity: 71 • Shipping weight: 142 lbs.  
Empty weight: 82 lbs. • Filled weight: 675 lbs.

#### The following is recommended for ATOVN67EIG tubs with no faucet holes and integral drain:

- Faucet: part **#4602, 4604, 7082 or 7088**
- Rigid, freestanding supplies: part **#4502**
- Freestanding filler: part **#7932, 7952 or 7918**  
(Supplies included with filler)

Color	Product Number	Drain/Overflow Cover Finish	Price
WH	ATOVN67EIG-BN	Brushed nickel	\$2,184
WH	ATOVN67EIG-CP	Polished chrome	\$2,159
WH	ATOVN67EIG-MB	Matte black	\$2,146
WH	ATOVN67EIG-ORB	Oil rubbed bronze	\$2,226
WH	ATOVN67EIG-PB	Polished brass	\$2,201
WH	ATOVN67EIG-PN	Polished nickel	\$2,184
WH	ATOVN67EIG-WT	White	\$2,201

Schedule B

Tub has overflow slot with drain tube between tub walls.

To have your tub insulated for heat retention order **#TUB INSULATION for \$566**.

Tubs with insulation added or air kit installed are "special order" and not returnable.



L 59"  
W 30¾"  
H 23½"

### Paige 59" Acrylic Freestanding Tub with Integral Drain

- Double-walled acrylic
- Overflow slot
- Center drain
- No faucet holes
- Includes OF cover and matching drain

Gallon capacity: 66 • Shipping weight: 142 lbs.  
Empty weight: 88 lbs. • Filled weight: 636 lbs.

#### The following is recommended for ATOVN59KIG tubs with no faucet holes and integral drain:

- Faucet: part **#4602 or 4604**
- Rigid, freestanding supplies: part **#4502**
- Freestanding filler: part **#7901, 7922 or 7934**  
(Supplies included with filler)

Color	Product Number	Drain/Overflow Cover Finish	Price
WH	ATOVN59KIG-BN	Brushed nickel	\$2,796
WH	ATOVN59KIG-CP	Polished chrome	\$2,772
WH	ATOVN59KIG-MB	Matte black	\$2,796
WH	ATOVN59KIG-ORB	Oil rubbed bronze	\$2,796
WH	ATOVN59KIG-PB	Polished brass	\$2,796
WH	ATOVN59KIG-PN	Polished nickel	\$2,796
WH	ATOVN59KIG-WT	White	\$2,796

Schedule B

Tub has overflow slot with drain tube between the tub walls.

To have your tub insulated for heat retention order **#TUB INSULATION for \$566**.

Tubs with insulation added or air kit installed are "special order" and not returnable.



To add Air Jet Massage to your tub order Air Kit 1 or Air Kit 2 for \$2,526.  
See pages 2- 3 for details.

Bathtubs are thoroughly inspected before being shipped.

Color Code **WH** White

## Acrylic Tubs

L 64<sup>3</sup>/<sub>4</sub>"

W 31"

H 23"

### Pelham 65" Acrylic Freestanding Tub with Integral Drain

- Double-walled acrylic
- No faucet holes
- Overflow slot
- Drain and overflow covers included
- Center drain

Gallon capacity: 46 • Shipping weight: 230 lbs.

Empty weight: 120 lbs. • Filled weight: 504 lbs.

Color	Product Number	Drain/Overflow Cover Finish	Price
WH	ATOVN65LIG-BN	Brushed nickel	\$2,384
WH	ATOVN65LIG-CP	Polished chrome	\$2,359
WH	ATOVN65LIG-ORB	Oil rubbed bronze	\$2,426
WH	ATOVN65LIG-PB	Polished brass	\$2,401
WH	ATOVN65LIG-PN	Polished nickel	\$2,384
WH	ATOVN65LIG-WT	White	\$2,401

Schedule B

#### The following is recommended for ATOVN65LIG tubs with no faucet holes and integral drain:

- Faucet: part **#4602, 4604, 7082 or 7088**
- Rigid, freestanding supplies: part **#4502**
- Freestanding filler: part **#7932, 7952 or 7918**  
(Supplies included with filler)

Tub has overflow slot with drain tube between tub walls.

To have your tub insulated for heat retention order **#TUB INSULATION for \$566**.

Tubs with insulation added or air kit installed are "special order" and not returnable.

Bathtubs are thoroughly inspected before being shipped.

Color Code **WH** White

## Acrylic Tubs



L 51¼"  
W 25⅝"  
H 23¾"

Color	Product Number	Price
WH	ATOVN51D-WH	\$1,983

Schedule B

Order #DRILL-OFF to have an overflow drilled at no charge.  
With overflow drilled, this tub requires drain part #5599PD.  
To have your tub insulated for heat retention order #TUB INSULATION FOR \$566.  
Tubs with overflow drilled, insulation added or air kit installed are "special order" and not returnable.



To add Air Jet Massage to your tub order Air Kit 1 or Air Kit 2 for \$2,526. See pages 2- 3 for details.

### Pearce 51" Acrylic Freestanding Tub

- Double-walled acrylic
- No faucet holes
- No overflow
- Center drain

Gallon capacity: 42 • Shipping weight: 142 lbs.  
Empty weight: 77 lbs. • Filled weight: 428 lbs.

The following is recommended for ATOVN51D tubs without faucet holes:

- Faucet: part #4602, 4604, 7082 or 7088
- Rigid, freestanding supplies: part #4502
- Freestanding filler: part #7932, 7952 or 7918  
(Supplies included with filler)
- Leg tub drain: part #5599LT or 5599TSS



L 55¼"  
W 27⅞"  
H 23½"

Color	Product Number	Price
WH	ATOVN55D-WH	\$2,024

Schedule B

Order #DRILL-OFF to have an overflow drilled at no charge.  
With overflow drilled, this tub requires drain part #5599PD.  
To have your tub insulated for heat retention order #TUB INSULATION FOR \$566.  
Tubs with overflow drilled, insulation added or air kit installed are "special order" and not returnable.



To add Air Jet Massage to your tub order Air Kit 1 or Air Kit 2 for \$2,526. See pages 2- 3 for details.

### Phillipe 55" Acrylic Freestanding Tub

- Double-walled acrylic
- No faucet holes
- No overflow
- Center drain

Gallon capacity: 48 • Shipping weight: 180 lbs.  
Empty weight: 82 lbs. • Filled weight: 482 lbs.

The following is recommended for ATOVN55D tubs without faucet holes:

- Faucet: part #4602, 4604, 7082 or 7088
- Rigid, freestanding supplies: part #4502
- Freestanding filler: part #7932, 7952 or 7918  
(Supplies included with filler)
- Leg tub drain: part #5599LT or 5599TSS

Bathtubs are thoroughly inspected before being shipped.

Color Code **WH** White

## Acrylic Tubs



L 59"  
W 27 $\frac{1}{8}$ "  
H 23 $\frac{3}{8}$ "

Color	Product Number	Price
WH	ATOVN59D-WH	\$2,064

Schedule B

Order #DRILL-OF to have an overflow drilled at no charge.  
With overflow drilled, this tub requires drain part #5599PD.  
To have your tub insulated for heat retention order #TUB INSULATION for \$566.  
Tubs with overflow drilled, insulation added or air kit installed are "special order" and not returnable.



To add Air Jet Massage to your tub order Air Kit 1 or Air Kit 2 for \$2,526.  
See pages 2- 3 for details.

**Pompei 59" Acrylic Freestanding Tub**

- Double-walled acrylic
- No faucet holes
- No overflow
- Center drain

Gallon capacity: 58 • Shipping weight: 190 lbs.  
Empty weight: 88 lbs. • Filled weight: 573 lbs.

**The following is recommended for ATOVN59D tubs without faucet holes:**

- Faucet: part #4602, 4604, 7082 or 7088
- Rigid, freestanding supplies: part #4502
- Freestanding filler: part #7932, 7952 or 7918  
(Supplies included with filler)
- Leg tub drain: part #5599LT or 5599TS



L 67"  
W 31 $\frac{1}{8}$ "  
H 24 $\frac{1}{4}$ "

Color	Product Number	Price
WH	ATOVN67D-WH	\$2,104

Schedule B

Order #DRILL-OF to have an overflow drilled at no charge.  
With overflow drilled, this tub requires drain part #5599PD.  
To have your tub insulated for heat retention order #TUB INSULATION FOR \$566.  
Tubs with overflow drilled, insulation added or air kit installed are "special order" and not returnable.



To add Air Jet Massage to your tub order Air Kit 1 or Air Kit 2 for \$2,526.  
See pages 2- 3 for details.

**Preston 67" Acrylic Freestanding Tub**

- Double-walled acrylic
- No faucet holes
- No overflow
- Center drain

Gallon capacity: 70 • Shipping weight: 170 lbs.  
Empty weight: 97 lbs. • Filled weight: 682 lbs.

**The following is recommended for ATOVN67D tubs without faucet holes:**

- Faucet: part #4602, 4604, 7082 or 7088
- Rigid, freestanding supplies: part #4502
- Freestanding filler: part #7932, 7952 or 7918  
(Supplies included with filler)
- Leg tub drain: part #5599LT or 5599TS

Bathtubs are thoroughly inspected before being shipped.

Color Code **WH** White

## Acrylic Tubs



L 67"  
W 37¼"  
H 23¾" (from floor to top of tub)

### Portia 67'' Acrylic Freestanding Tub with Integral Drain

- Double-walled acrylic
- Overflow slot
- Center drain
- Includes OF cover and matching drain

Gallon capacity: 66 • Shipping weight: 164 lbs.  
Empty weight: 91 lbs. • Filled weight: 639 lbs.

All ATOV7H67IG tubs have 7" centers in tub deck.  
All ATOVN67IG tubs have no faucet holes with tap deck.

Color	Product Number	Feet Finish	Price
WH	ATOV7H67IG-BN	Brushed nickel	\$2,568
WH	ATOV7H67IG-CP	Polished Chrome	\$2,542
WH	ATOV7H67IG-ORB	Oil rubbed bronze	\$2,609
WH	ATOV7H67IG-PB	Polished brass	\$2,584
WH	ATOV7H67IG-PN	Polished nickel	\$2,568
WH	ATOV7H67IG-WT	White	\$2,584
WH	ATOVN67IG-BN	Brushed nickel	\$2,568
WH	ATOVN67IG-CP	Polished chrome	\$2,542
WH	ATOVN67IG-ORB	Oil rubbed bronze	\$2,609
WH	ATOVN67IG-PB	Polished brass	\$2,584
WH	ATOVN67IG-PN	Polished nickel	\$2,568
WH	ATOVN67IG-WT	White	\$2,584

Schedule B

Tub has overflow slot with drain tube between tub walls.  
To have your tub insulated for heat retention order **#TUB INSULATION for \$566**.  
Tubs with insulation added or air kit installed are "special order" and not returnable.



To add Air Jet Massage to your tub order Air Kit 1 or Air Kit 2 for \$2,526.  
See pages 2- 3 for details.

#### The following is recommended for ATOV7H67IG tubs with deck holes:

- Rim-mounted faucet: part **#4601** or **#4603**
- Straight bath supplies: part **#5577**

#### The following is recommended for ATOVN67IG tubs without faucet holes:

- Faucet: part **#4602** or **#7082**
- Double offset supplies: part **#5576**
- Rigid, freestanding supplies: part **#4502**

Bathtubs are thoroughly inspected before being shipped.

Color Code **WH** White

## Acrylic Tubs



L 55½"

W 29"

H 22

### Pan 56" Acrylic Freestanding Tub with Integral Drain

- Double-walled acrylic
- Overflow slot
- Tap deck
- Center drain
- No faucet holes
- Includes OF cover and matching drain

Gallon capacity: 29 • Shipping weight: 124 lbs.

Empty weight: 64 lbs. • Filled weight: 305 lbs.

Color	Product Number	Description	Price
WH	ATOV7H56BIG-BN	7" Deck holes, BN OF cover and drain	\$2,097
WH	ATOV7H56BIG-CP	7" Deck holes, CP OF cover and drain	\$2,076
WH	ATOV7H56BIG-MB	7" Deck holes, MB OF cover and drain	\$2,097
WH	ATOV7H56BIG-ORB	7" Deck holes, ORB OF cover and drain	\$2,097
WH	ATOV7H56BIG-PB	7" Deck holes, PB OF cover and drain	\$2,097
WH	ATOV7H56BIG-PN	7" Deck holes, PN OF cover and drain	\$2,097
WH	ATOV7H56BIG-WT	7" Deck holes, WH OF cover and drain	\$2,097
WH	ATOVN56BIG-BN	No faucet holes, BN OF cover and drain	\$2,097
WH	ATOVN56BIG-CP	No faucet holes, CP OF cover and drain	\$2,076
WH	ATOVN56BIG-MB	No faucet holes, MB OF cover and drain	\$2,097
WH	ATOVN56BIG-ORB	No faucet holes, ORB OF cover and drain	\$2,097
WH	ATOVN56BIG-PB	No faucet holes, PB OF cover and drain	\$2,097
WH	ATOVN56BIG-PN	No faucet holes, PN OF cover and drain	\$2,097
WH	ATOVN56BIG-WT	No faucet holes, WH OF cover and drain	\$2,097

Schedule B

#### The following is recommended for ATOV7H56BIG tubs with 7" deck holes:

- Faucet: part #4601, 4603, 4062 or 4064
- Requires flexible supplies

#### The following is recommended for ATOVN56BIG tubs without faucet holes:

- Freestanding filler: part #7932, 7952 or 7918  
(Supplies included with filler)

Tub has overflow slot with drain tube between tub walls.

To have your tub insulated for heat retention order **#TUB INSULATION for \$566**.

Tubs with insulation added or air kit installed are "special order" and not returnable



To add Air Jet Massage to your tub order Air Kit 1 or Air Kit 2 for \$2,526. See pages 2- 3 for details.

Bathtubs are thoroughly inspected before being shipped.

Color Code **WH** White

## Acrylic Tubs



L 60 $\frac{3}{4}$ "  
W 29 $\frac{3}{8}$ "  
H 22 $\frac{1}{4}$ "

### Penney 61" Acrylic Freestanding Tub with Integral Drain

- Double-walled acrylic
- Overflow slot
- Center drain
- No faucet holes
- Includes OF cover and matching drain

Gallon capacity: 35 • Shipping weight: 134 lbs.  
Empty weight: 70 lbs. • Filled weight: 363 lbs.

#### The following is recommended for ATOV7H61FIG tubs with 7" deck holes:

- Faucet: part **#4601, 4603, 4062 or 4064**
- Requires flexible supplies

#### The following is recommended for ATOVN61FIG and ATOVH61FIG tubs without faucet holes:

- Faucets: Part **#4602, 4022, and 4025**
- Rigid, free standing supplies: part **#4502**
- Freestanding filler: part **#7932, 7952 or 7918**  
**(Supplies included with filler)**

Color	Product Number	Description	Price
WH	ATOV7H61FIG-BN	7" Deck holes,BN OF cover and drain	\$2,113
WH	ATOV7H61FIG-CP	7" Deck holes,CPOF cover and drain	\$2,092
WH	ATOV7H61FIG-MB	7" Deck holes,MB OF cover and drain	\$2,113
WH	ATOV7H61FIG-ORB	7" Deck holes,ORB OF cover and drain	\$2,113
WH	ATOV7H61FIG-PB	7" Deck holes,PB OF cover and drain	\$2,113
WH	ATOV7H61FIG-PN	7" Deck holes,PN OF cover and drain	\$2,113
WH	ATOV7H61FIG-WT	7" Deck holes,WH OF cover and drain	\$2,113
WH	ATOVH61FIG-BN	No faucet holes w/tap deck,BN OF & drain	\$2,113
WH	ATOVH61FIG-CP	No faucet holes w/tap deck,CP OF & drain	\$2,092
WH	ATOVH61FIG-MB	No faucet holes w/tap deck,MB OF & drain	\$2,113
WH	ATOVH61FIG-ORB	No faucet holes w/tap deck,ORB OF & drain	\$2,113
WH	ATOVH61FIG-PB	No faucet holes w/tap deck,PB OF & drain	\$2,113
WH	ATOVH61FIG-PN	No faucet holes w/tap deck,PN OF & drain	\$2,113
WH	ATOVH61FIG-WT	No faucet holes w/tap deck,WH OF & drain	\$2,113
WH	ATOVN61FIG-BN	No faucet holes or tap deck,BN OF & drain	\$2,113
WH	ATOVN61FIG-CP	No faucet holes or tap deck,CP OF & drain	\$2,092
WH	ATOVN61FIG-MB	No faucet holes or tap deck,MB OF & drain	\$2,113
WH	ATOVN61FIG-ORB	No faucet holes or tap deck,ORB OF & drain	\$2,113
WH	ATOVN61FIG-PB	No faucet holes or tap deck,PB OF & drain	\$2,113
WH	ATOVN61FIG-PN	No faucet holes or tap deck,PN OF & drain	\$2,113
WH	ATOVN61FIG-WT	No faucet holes or tap deck,WH OF & drain	\$2,113

Schedule B

Tub has overflow slot with drain tube between tub walls.

To have your tub insulated for heat retention order **#TUB INSULATION for \$566**.

Tubs with insulation added or air kit installed are "special order" and not returnable



To add Air Jet Massage to your tub order Air Kit 1 or Air Kit 2 for \$2,526.  
See pages 2- 3 for details.

Bathtubs are thoroughly inspected before being shipped.

Color Code **WH** White

## Acrylic Tub



L 65"  
W 29½"  
H 22¼"

### Pilar 65" Acrylic Freestanding Tub with Integral Drain

- Double-walled acrylic
- Overflow slot
- Center drain
- Tap Deck
- Includes OF cover and matching drain

Gallon capacity: 39 • Shipping weight: 128 lbs.

Empty weight: 76 lbs. • Filled weight: 402 lbs.

Color	Product Number	Description	Price
WH	ATOV7H65FIG-BN	7" Deck holes, BN OF cover and drain	\$2,130
WH	ATOV7H65FIG-CP	7" Deck holes, CP OF cover and drain	\$2,109
WH	ATOV7H65FIG-MB	7" Deck holes, MB OF cover and drain	\$2,130
WH	ATOV7H65FIG-ORB	7" Deck holes, ORB OF cover and drain	\$2,130
WH	ATOV7H65FIG-PB	7" Deck holes, PB OF cover and drain	\$2,130
WH	ATOV7H65FIG-PN	7" Deck holes, PN OF cover and drain	\$2,130
WH	ATOV7H65FIG-WT	7" Deck holes, WH OF cover and drain	\$2,130
WH	ATOVN65FIG-BN	No faucet holes, BN OF cover and drain	\$2,130
WH	ATOVN65FIG-CP	No faucet holes, CP OF cover and drain	\$2,109
WH	ATOVN65FIG-MB	No faucet holes, MB OF cover and drain	\$2,130
WH	ATOVN65FIG-ORB	No faucet holes, ORB OF cover and drain	\$2,130
WH	ATOVN65FIG-PB	No faucet holes, PB OF cover and drain	\$2,130
WH	ATOVN65FIG-PN	No faucet holes, PN OF cover and drain	\$2,130
WH	ATOVN65FIG-WT	No faucet holes, WH OF cover and drain	\$2,130

#### The following is recommended for ATOV7H65FIG tubs with deck holes:

- Faucet: part **#4601, 4603, 4062 or 4064**
- Requires flexible supplies

#### The following is recommended for ATOVN65FIG tubs without faucet holes:

- Faucets: Part **#4602, 4022, and 4025**
- Rigid, free standing supplies: part **#4502**
- Freestanding filler: part **#7932, 7952 or 7918**  
(Supplies included with filler)

Schedule B

Tub has overflow slot with drain tube between tub walls.

To have your tub insulated for heat retention order **#TUB INSULATION for \$566**.

Tubs with insulation added or air kit installed are "special order" and not returnable



To add Air Jet Massage to your tub order Air Kit 1 or Air Kit 2 for \$2,526. See pages 2- 3 for details.

Bathtubs are thoroughly inspected before being shipped.

Color Code **WH** White

## Acrylic Tubs



L 70¾"  
W 45¼"  
H 23¼"

### Piper 71" Extra Wide Acrylic Freestanding Tub with Integral Drain

- Double-walled acrylic
- Overflow slot
- Tap deck
- Includes OF cover and matching drain
- Center drain

Gallon capacity: 74 • Shipping weight: 256 lbs.

Empty weight: 97 lbs. • Filled weight: 715 lbs.

Color	Product Number	Description	Price
WH	ATOV7H71WIG-BN	7" Deck holes, BN OF cover and drain	\$2,530
WH	ATOV7H71WIG-CP	7" Deck holes, CP OF cover and drain	\$2,509
WH	ATOV7H71WIG-MB	7" Deck holes, MB OF cover and drain	\$2,530
WH	ATOV7H71WIG-ORB	7" Deck holes, ORB OF cover and drain	\$2,530
WH	ATOV7H71WIG-PB	7" Deck holes, PB OF cover and drain	\$2,530
WH	ATOV7H71WIG-PN	7" Deck holes, PN OF cover and drain	\$2,530
WH	ATOV7H71WIG-WT	7" Deck holes, WH OF cover and drain	\$2,530
WH	ATOVN71WIG-BN	No faucet holes, BN OF cover and drain	\$2,530
WH	ATOVN71WIG-CP	No faucet holes, CP OF cover and drain	\$2,509
WH	ATOVN71WIG-MB	No faucet holes, MB OF cover and drain	\$2,530
WH	ATOVN71WIG-ORB	No faucet holes, ORB OF cover and drain	\$2,530
WH	ATOVN71WIG-PB	No faucet holes, PB OF cover and drain	\$2,530
WH	ATOVN71WIG-PN	No faucet holes, PN OF cover and drain	\$2,530
WH	ATOVN71WIG-WT	No faucet holes, WH OF cover and drain	\$2,530

Schedule B

#### The following is recommended for ATOV7H71WIG tubs with 7" deck holes:

- Faucet: part #4601, 4603, 4062 or 4064
- Requires flexible supplies

#### The following is recommended for ATOVN71WIG tubs without faucet holes:

- Faucets: Part #4602, 4022, and 4025
- Rigid, free standing supplies: part #4502
- Freestanding filler: part #7932, 7952 or 7918  
(Supplies included with filler)

Tub has overflow slot with drain tube between tub walls.

To have your tub insulated for heat retention order **#TUB INSULATION for \$566**.

Tubs with insulation added or air kit installed are "special order" and not returnable



To add Air Jet Massage to your tub order Air Kit 1 or Air Kit 2 for \$2,526. See pages 2- 3 for details.



Bathtubs are thoroughly inspected before being shipped.

Color Code **WH** White

## Acrylic Tubs



L 65"

W 28½"

H 29¼" (from floor to top of tub)

### Raelene 65" Acrylic Freestanding Tub with Integral Drain

- Double-walled acrylic
- Overflow slot
- End drain
- No faucet holes
- Includes OF cover and matching drain

Gallon capacity: 47 • Shipping weight: 175 lbs.  
Empty weight: 90 lbs. • Filled weight: 483lbs.

#### The following is recommended for ATFSN65IG tubs with no faucet holes and integral drain:

- Freestanding filler: part #7932, 7952 or 7918  
(Supplies included with filler)

Color	Product Number	Drain/Overflow Cover Finish	Price
WH	ATFSN65IG-BN	Brushed nickel	\$2,205
WH	ATFSN65IG-CP	Polished chrome	\$2,184
WH	ATFSN65IG-MB	Matte black	\$2,205
WH	ATFSN65IG-ORB	Oil rubbed bronze	\$2,205
WH	ATFSN65IG-PB	Polished brass	\$2,205
WH	ATFSN65IG-PN	Polished nickel	\$2,205
WH	ATFSN65IG-WT	White	\$2,205

Schedule B

Tub has overflow slot with drain tube between tub walls.

To have your tub insulated for heat retention order **#TUB INSULATION for \$566**.

Tubs with insulation added or air kit installed are "special order" and not returnable.



To add Air Jet Massage to your tub order Air Kit 1 or Air Kit 2 for \$2,526.  
See pages 2- 3 for details.

Bathtubs are thoroughly inspected before being shipped.

Color Code **WH** White

## Acrylic Tubs

L 67"  
W 29"  
H 23¼"



### Radcliff 67" Acrylic Freestanding Tub with Integral Drain

- Double-walled acrylic
- Overflow slot
- Center drain
- No faucet holes
- Includes OF cover and matching drain

Gallon capacity: 51 • Shipping weight: 150 lbs.  
Empty weight: 88 lbs. • Filled weight: 511 lbs.

#### The following is recommended for ATSOVN67FIG tubs with no faucet holes and integral drain:

- Faucet: part **#4022, 4025, 4602 or 4604**
- Rigid, freestanding supplies: part **#4502**
- Faucet: part **#7902 or 7934**  
(Supplies included with filler)

Color	Product Number	Drain/Overflow Cover Finish	Price
WH	ATSOVN67FIG-BN	Brushed nickel	\$2,205
WH	ATSOVN67FIG-CP	Polished chrome	\$2,184
WH	ATSOVN67FIG-MB	Matte black	\$2,205
WH	ATSOVN67FIG-ORB	Oil rubbed bronze	\$2,205
WH	ATSOVN67FIG-PB	Polished brass	\$2,205
WH	ATSOVN67FIG-PN	Polished nickel	\$2,205
WH	ATSOVN67FIG-WT	White	\$2,205


Schedule B

Tub has overflow slot with drain tube between the tub walls.  
To have your tub insulated for heat retention order **#TUB INSULATION for \$566**.  
Tubs with insulation added or air kit installed are "special order" and not returnable.



To add Air Jet Massage to your tub order Air Kit 1 or Air Kit 2 for \$2,526.  
See pages 2- 3 for details.

L 69½"  
W 31½"  
H 23"



### Rosario 70" Acrylic Freestanding Tub with Integral Drain

- Double-walled acrylic
- Overflow slot
- Center drain
- No faucet holes
- Includes OF cover and matching drain

Gallon capacity: 51 • Shipping weight: 164 lbs.  
Empty weight: 104 lbs. • Filled weight: 554 lbs.

#### The following is recommended for ATOVN70LIG tubs with no faucet holes and integral drain:

- Faucet: part **#4602 or 4604**
- Rigid, freestanding supplies: part **#4502**

Color	Product Number	Drain/Overflow Cover Finish	Price
WH	ATOVN70LIG-BN	Brushed nickel	\$2,484
WH	ATOVN70LIG-CP	Polished chrome	\$2,459
WH	ATOVN70LIG-ORB	Oil rubbed bronze	\$2,526
WH	ATOVN70LIG-PB	Polished brass	\$2,501
WH	ATOVN70LIG-PN	Polished nickel	\$2,484
WH	ATOVN70LIG-WT	White	\$2,501

Schedule B

Tub has overflow slot with drain tube between tub walls.  
To have your tub insulated for heat retention order **#TUB INSULATION for \$566**.  
Tubs with insulation added or air kit installed are "special order" and not returnable.

Bathtubs are thoroughly inspected before being shipped.

Color Code **WH** White

## Acrylic Tubs



L 72"  
W 31 $\frac{3}{4}$ "  
H 24"

### Roosevelt 72" Acrylic Freestanding Tub with Integral Drain

- Double-walled acrylic
- Overflow slot
- Center drain
- No faucet holes
- Includes OF cover and matching drain

Gallon capacity: 63 • Shipping weight: 164 lbs.  
Empty weight: 104lbs. • Filled weight: 630 lbs.

Color	Product Number	Drain/Overflow Cover Finish	Price
WH	ATOVN71FIG-BN	Brushed nickel	\$3,484
WH	ATOVN71FIG-CP	Polished chrome	\$3,460
WH	ATOVN71FIG-MB	Matte black	\$3,484
WH	ATOVN71FIG-ORB	Oil rubbed bronze	\$3,484
WH	ATOVN71FIG-PB	Polished brass	\$3,484
WH	ATOVN71FIG-PN	Polished nickel	\$3,484
WH	ATOVN71FIG-WT	White	\$3,484

Schedule B

Tub has overflow slot with drain tube between tub walls.

To have your tub insulated for heat retention order **#TUB INSULATION for \$566**.

Tubs with insulation added or air kit installed are "special order" and not returnable.



To add Air Jet Massage to your tub order Air Kit 1 or Air Kit 2 for \$2,526.  
See pages 2- 3 for details.

**The following is recommended for ATOVN71FIG tubs with no faucet holes and integral drain:**

- Faucet: part **#7901 or 7913**  
**(Supplies included with filler)**

Bathtubs are thoroughly inspected before being shipped.

Color Code **WH** White

# Soakers

Cast iron, acrylic, copper and resin bathtubs

## Acrylic Tubs



L 66"  
W 30½"  
H 21½"

Color	Product Number	Drain/Overflow Cover Finish	Price
WH	ATOVN66MFIG-BN	Brushed nickel	\$2,238
WH	ATOVN66MFIG-CP	Polished chrome	\$2,214
WH	ATOVN66MFIG-MB	Matte black	\$2,238
WH	ATOVN66MFIG-ORB	Oil rubbed bronze	\$2,238
WH	ATOVN66MFIG-PB	Polished brass	\$2,238
WH	ATOVN66MFIG-PN	Polished nickel	\$2,238
WH	ATOVN66MFIG-WT	White	\$2,238

Schedule B

Tub has overflow slot with drain tube between tub walls.

To have your tub insulated for heat retention order **#TUB INSULATION for \$566**.

Tubs with insulation added or air kit installed are "special order" and not returnable.



To add Air Jet Massage to your tub order Air Kit 1 or Air Kit 2 for \$2,526. See pages 2- 3 for details.



L 70"  
W 32"  
H 21¾"

Color	Product Number	Drain/Overflow Cover Finish	Price
WH	ATOVN70MFIG-BN	Brushed nickel	\$2,279
WH	ATOVN70MFIG-CP	Polished chrome	\$2,255
WH	ATOVN70MFIG-MB	Matte black	\$2,279
WH	ATOVN70MFIG-ORB	Oil rubbed bronze	\$2,279
WH	ATOVN70MFIG-PB	Polished brass	\$2,279
WH	ATOVN70MFIG-PN	Polished nickel	\$2,279
WH	ATOVN70MFIG-WT	White	\$2,279

Schedule B

Tub has overflow slot with drain tube between tub walls.

To have your tub insulated for heat retention order **#TUB INSULATION for \$566**.

Tubs with insulation added or air kit installed are "special order" and not returnable.



To add Air Jet Massage to your tub order Air Kit 1 or Air Kit 2 for \$2,526. See pages 2- 3 for details.

### Saville 66" Acrylic Freestanding Tub with Integral Drain

- Double-walled acrylic
- Overflow slot
- Center drain
- No faucet holes
- Includes OF cover and matching drain

Gallon capacity: 46 • Shipping weight: 142 lbs.  
Empty weight: 82 lbs. • Filled weight: 459 lbs.

**The following is recommended for ATOVN66MFIG tubs with no faucet holes and integral drain:**

- Faucet: part **#7901 or 7913**  
(Supplies included with filler)

### Saxton 70" Acrylic Freestanding Tub with Integral Drain

- Double-walled acrylic
- Overflow slot
- Center drain
- No faucet holes
- Includes OF cover and matching drain

Gallon capacity: 49 • Shipping weight: 160 lbs.  
Empty weight: 100 lbs. • Filled weight: 485 lbs.

**The following is recommended for ATOVN70MFIG tubs with no faucet holes and integral drain:**

- Faucet: part **#7901 or 7913**  
(Supplies included with filler)

Bathtubs are thoroughly inspected before being shipped.

Color Code **WH** White

## Acrylic Tubs

L 59"  
W 31½"  
H 24"



Color	Product Number	Drain/Overflow Cover Finish	Price
WH	ATFRECN59EIG-BN	Brushed nickel	\$2,384
WH	ATFRECN59EIG-CP	Polished chrome	\$2,359
WH	ATFRECN59EIG-ORB	Oil rubbed bronze	\$2,426
WH	ATFRECN59EIG-PB	Polished brass	\$2,401
WH	ATFRECN59EIG-PN	Polished nickel	\$2,384
WH	ATFRECN59EIG-WT	White	\$2,401

Schedule B

Tub has overflow slot with drain tube between tub walls.  
To have your tub insulated for heat retention order **#TUB INSULATION for \$566**.  
Tubs with insulation added or air kit installed are "special order" and not returnable.

### Sheldon 59" Acrylic Freestanding Rectangular Tub with Integral Drain

- Double-walled acrylic
- Overflow slot
- Center drain
- No faucet holes
- Includes OF cover and matching drain

Gallon capacity: 63 • Shipping weight: 137 lbs.  
Empty weight: 77 lbs. • Filled weight: 603 lbs.

The following is recommended for ATFRECN59EIG tubs with no faucet holes and integral drain:

- Faucet: part #7901 or 7913  
(Supplies included with filler)

L 67"  
W 30½"  
H 23¾"



Color	Product Number	Drain/Overflow Cover Finish	Price
WH	ATFRECN67IG-BN	Brushed nickel	\$3,516
WH	ATFRECN67IG-CP	Polished chrome	\$3,492
WH	ATFRECN67IG-MB	Matte black	\$3,516
WH	ATFRECN67IG-ORB	Oil rubbed bronze	\$3,516
WH	ATFRECN67IG-PB	Polished brass	\$3,516
WH	ATFRECN67IG-PN	Polished nickel	\$3,516
WH	ATFRECN67IG-WT	White	\$3,516

Schedule B

Tub has overflow slot with drain tube between tub walls.  
To have your tub insulated for heat retention order **#TUB INSULATION for \$566**.  
Tubs with insulation added or air kit installed are "special order" and not returnable.

### Simone 67" Acrylic Freestanding Rectangular Tub with Integral Drain

- Double-walled acrylic
- Overflow slot
- Center drain
- No faucet holes
- Includes OF cover and matching drain

Gallon capacity: 44 • Shipping weight: 142 lbs.  
Empty weight: 82 lbs. • Filled weight: 450 lbs.

The following is recommended for ATFRECN67IG tubs with no faucet holes and integral drain:

- Faucet: part #7901 or 7913  
(Supplies included with filler)

Bathtubs are thoroughly inspected before being shipped.

Color Code **WH** White

## Acrylic Tubs

L 67"  
W 31½"  
H 23¾"



### Stannard 67" Acrylic Freestanding Rectangular Tub with Integral Drain

- Double-walled acrylic
- Overflow slot
- Center drain
- No faucet holes
- Includes OF cover and matching drain

Gallon capacity: 59 • Shipping weight: 160 lbs.  
Empty weight: 100 lbs. • Filled weight: 644 lbs.

**The following is recommended for ATFREC67EIG tubs with no faucet holes and integral drain:**


- Faucet: part #7901 or 7913  
(Supplies included with filler)

Color	Product Number	Drain/Overflow Cover Finish	Price
WH	ATFREC67EIG-BN	Brushed nickel	\$2,651
WH	ATFREC67EIG-CP	Polished chrome	\$2,626
WH	ATFREC67EIG-ORB	Oil rubbed bronze	\$2,693
WH	ATFREC67EIG-PB	Polished brass	\$2,668
WH	ATFREC67EIG-PN	Polished nickel	\$2,651
WH	ATFREC67EIG-WT	White	\$2,668

Schedule B

Tub has overflow slot with drain tube between tub walls.  
To have your tub insulated for heat retention order **#TUB INSULATION for \$566**.  
Tubs with insulation added or air kit installed are "special order" and not returnable.

L 59"  
W 30"  
H 24"



### Sloane 59" Acrylic Freestanding Rectangular Tub with Integral Drain

- Double-walled acrylic
- Overflow slot
- Center drain
- No faucet holes
- Includes OF cover and matching drain

Gallon capacity: 39 • Shipping weight: 144 lbs.  
Empty weight: 84 lbs. • Filled weight: 410 lbs.

**The following is recommended for ATFREC59AIG tub with no faucet holes and integral drain:**

- Faucet: part #7901 or 7913  
(Supplies included with filler)

Color	Product Number	Drain/Overflow Cover Finish	Price
WH	ATFREC59AIG-BN	Brushed nickel	\$2,301
WH	ATFREC59AIG-CP	Polished chrome	\$2,276
WH	ATFREC59AIG-ORB	Oil rubbed bronze	\$2,343
WH	ATFREC59AIG-PB	Polished brass	\$2,317
WH	ATFREC59AIG-PN	Polished nickel	\$2,301
WH	ATFREC59AIG-WT	White	\$2,317

Schedule B

Tub has overflow slot with drain tube between tub walls.  
To have your tub insulated for heat retention order **#TUB INSULATION for \$566**.  
Tubs with insulation added or air kit installed are "special order" and not returnable.

Bathtubs are thoroughly inspected before being shipped.

Color Code **WH** White

## Acrylic Tubs



L 67"  
W 32"  
H 24"

### Sorley 67" Acrylic Freestanding Rectangular Tub with Integral Drain

- Double-walled acrylic
- Overflow slot
- Center drain
- No faucet holes
- Includes OF cover and matching drain

Gallon capacity: 50 • Shipping weight: 142 lbs.  
Empty weight: 82 lbs. • Filled weight: 500 lbs.

The following is recommended for ATFREC67AIG tub with no faucet holes and integral drain:

- Faucet: part #7901 or 7913  
(Supplies included with filler)

Color	Product Number	Drain/Overflow Cover Finish	Price
WH	ATFREC67AIG-BN	Brushed nickel	\$2,492
WH	ATFREC67AIG-CP	Polished chrome	\$2,468
WH	ATFREC67AIG-OR	Oil rubbed bronze	\$2,534
WH	ATFREC67AIG-PB	Polished brass	\$2,509
WH	ATFREC67AIG-PN	Polished nickel	\$2,492
WH	ATFREC67AIG-WT	White	\$2,509

Schedule B

Tub has overflow slot with drain tube between tub walls.  
To have your tub insulated for heat retention order #TUB INSULATION for \$566.  
Tubs with insulation added or air kit installed are "special order" and not returnable.



L 63<sup>5</sup>/<sub>8</sub>"  
W 28<sup>1</sup>/<sub>2</sub>"  
H 22<sup>1</sup>/<sub>2</sub>"

### Siren 64" Acrylic Freestanding Rectangular Tub with Integral Drain

- Double-walled acrylic
- Overflow slot
- Center drain
- No faucet holes
- Includes OF cover and matching drain

Gallon capacity: 44 • Shipping weight: 285 lbs.  
Empty weight: 85 lbs. • Filled weight: 452 lbs.

The following is recommended for ATRECN64FIG tubs with no faucet holes and integral overflow:

- Faucet: part #7901 or 7913  
(Supplies included with filler)

Color	Product Number	Drain/Overflow Cover Finish	Price
WH	ATRECN64FIG-BN	Brushed nickel	\$2,271
WH	ATRECN64FIG-CP	Polished chrome	\$2,250
WH	ATRECN64FIG-MB	Matte black	\$2,271
WH	ATRECN64FIG-ORB	Oil rubbed bronze	\$2,271
WH	ATRECN64FIG-PB	Polished brass	\$2,271
WH	ATRECN64FIG-PN	Polished nickel	\$2,271
WH	ATRECN64FIG--WT	White	\$2,271

Schedule B

Tub has overflow slot with drain tube between the tub walls.  
To have your tub insulated for heat retention order #TUB INSULATION for \$566.  
Tubs with insulation added or air kit installed are "special order" and not returnable



To add Air Jet Massage to your tub order Air Kit 1 or Air Kit 2 for \$2,526.  
See pages 2- 3 for details.

Color Code **WH** White

Bathtubs are thoroughly inspected before being shipped.

# Soakers

Cast iron, acrylic, copper and resin bathtubs

## Acrylic Tubs

L 67"  
W 28½"  
H 23¾"



### Sullivan 67'' Acrylic Freestanding Rectangular Tub with Integral Drain

- Double-walled acrylic
- Overflow slot
- Center drain
- No faucet holes
- Includes OF cover and matching drain

Gallon capacity: 65 • Shipping weight: 142 lbs.  
Empty weight: 82 lbs. • Filled weight: 625 lbs.

The following is recommended for ATRECN67FIG tubs with no faucet holes and integral drain:

- Faucet: part #7901 or 7913  
(Supplies included with filler)

Color	Product Number	Drain/Overflow Cover Finish	Price
WH	ATRECN67FIG-BN	Brushed nickel	\$3,598
WH	ATRECN67FIG-CP	Polished chrome	\$3,573
WH	ATRECN67FIG-MB	Matte black	\$3,598
WH	ATRECN67FIG-ORB	Oil rubbed bronze	\$3,598
WH	ATRECN67FIG-PB	Polished brass	\$3,598
WH	ATRECN67FIG-PN	Polished nickel	\$3,598
WH	ATRECN67FIG-WT	White	\$3,598

Schedule B

Tub has overflow slot with drain tube between tub walls.

To have your tub insulated for heat retention order #TUB INSULATION for \$566.

Tubs with insulation added or air kit installed are "special order" and not returnable.



To add Air Jet Massage to your tub order Air Kit 1 or Air Kit 2 for \$2,526. See pages 2- 3 for details.

L 66½"  
W 29½"  
H 23"



### Sydney 67'' Acrylic Freestanding Tub

- Double-walled acrylic
- No overflow
- Decorative base
- Center drain

Gallon capacity: 53 • Shipping weight: 142 lbs.  
Empty weight: 82 lbs. • Filled weight: 525 lbs.

All ATREC7H67B tubs have 7" centers in tub deck.  
All ATRECN67B tubs have no faucet holes.

The following is recommended for ATREC7H67B tubs with deck holes:

- Rim-mounted faucet: part #4601 or 4603
- Straight bath supplies: part #5577
- Leg tub drain: part #5599LT or 5599TS

The following is recommended for ATRECN67B tubs without faucet holes:

- Faucet: part #7938 or 7952
- Leg tub drain: part #5599LT or 5599TS

Color	Product Number	Price
WH	ATREC7H67B-WH	\$1,742
WH	ATRECN67B-WH	\$1,742

Schedule B

Order #DRILL-OFF to have an overflow drilled at no charge.

With overflow drilled, this tub requires drain part #5599PD.

To have your tub insulated for heat retention order #TUB INSULATION for \$566.


Tubs with overflow drilled, insulation added or air kit installed are "special order" and not returnable. Drain hole is pre-cut in tub base.



To add Air Jet Massage to your tub order Air Kit 1 or Air Kit 2 for \$2,526. See pages 2- 3 for details.

Color Code **WH** White

## Acrylic Tubs



L 59½"  
W 29"  
H 22⅝"

Color	Product Number	Drain/Overflow Cover Finish	Price
WH	ATCRECN60FIG-BN	Brushed nickel	\$2,130
WH	ATCRECN60FIG-CP	Polished chrome	\$2,109
WH	ATCRECN60FIG-MB	Matte black	\$2,130
WH	ATCRECN60FIG-ORB	Oil rubbed bronze	\$2,130
WH	ATCRECN60FIG-PB	Polished brass	\$2,130
WH	ATCRECN60FIG-PN	Polished nickel	\$2,130
WH	ATCRECN60FIG-WT	White	\$2,130

Schedule B

Tub has overflow slot with drain tube between the tub walls.

To have your tub insulated for heat retention order **#TUB INSULATION for \$566**.

Tubs with insulation added or air kit installed are "special order" and not returnable



To add Air Jet Massage to your tub order Air Kit 1 or Air Kit 2 for \$2,526. See pages 2- 3 for details.

### Tara 60" Acrylic Freestanding Rectangular Tub with Integral Drain

- Double-walled acrylic
- Overflow slot
- Center drain
- No faucet holes
- Includes OF cover and matching drain

Gallon capacity: 46 • Shipping weight: 154 lbs.

Empty weight: 94 lbs. • Filled weight: 437 lbs.

**The following is recommended for ATCRECN60FIG tubs with no faucet holes and integral drain:**

- Faucet: part **#4022, 4025, 4602 or 4604**
- Rigid, freestanding supplies: part **#4502**
- Faucet: part **#7902 or 7934**

**(Supplies included with filler)**



L 67¼"  
W 29"  
H 23"

Color	Product Number	Drain/Overflow Cover Finish	Price
WH	ATCRECN67FIG-BN	Brushed nickel	\$2,146
WH	ATCRECN67FIG-CP	Polished chrome	\$2,125
WH	ATCRECN67FIG-MB	Matte black	\$2,146
WH	ATCRECN67FIG-ORB	Oil rubbed bronze	\$2,146
WH	ATCRECN67FIG-PB	Polished brass	\$2,146
WH	ATCRECN67FIG-PN	Polished nickel	\$2,146
WH	ATCRECN67FIG-WT	White	\$2,146

Schedule B

Tub has overflow slot with drain tube between the tub walls.

To have your tub insulated for heat retention order **#TUB INSULATION for \$566**.

Tubs with insulation added or air kit installed are "special order" and not returnable



To add Air Jet Massage to your tub order Air Kit 1 or Air Kit 2 for \$2,526. See pages 2- 3 for details.

### Taylor 67" Acrylic Freestanding Rectangular Tub with Integral Drain

- Double-walled acrylic
- Overflow slot
- Center drain
- No faucet holes
- Includes OF cover and matching drain

Gallon capacity: 58 • Shipping weight: 164 lbs.

Empty weight: 108 lbs. • Filled weight: 592 lbs.

**The following is recommended for ATSOVN67FIG tubs with no faucet holes and integral drain:**

- Faucet: part **#4022, 4025, 4602 or 4604**
- Rigid, freestanding supplies: part **#4502**
- Faucet: part **#7902 or 7934**

**(Supplies included with filler)**

Color Code **WH** White

## Acrylic Tubs



L 67"

W 31½"

H 24" and 27" (from floor to top of tub)

Color	Product Number	Drain/Overflow Cover Finish	Price
WH	ATDRSN67RIG-BN	Brushed nickel	\$2,784
WH	ATDRSN67RIG-CP	Polished chrome	\$2,759
WH	ATDRSN67RIG-ORB	Oil rubbed bronze	\$2,826
WH	ATDRSN67RIG-PB	Polished brass	\$2,800
WH	ATDRSN67RIG-PN	Polished nickel	\$2,784
WH	ATDRSN67RIG-WH	White	\$2,800

Schedule B

Tub has overflow slot with drain tube between tub walls.

To have your tub insulated for heat retention order **#TUB INSULATION for \$566**.

Tubs with insulation added or air kit installed are "special order" and not returnable.

### Tairo 67" Acrylic Freestanding Rectangular Tub with Integral Drain

- Double-walled acrylic
- Overflow slot
- Center drain
- No faucet holes
- Built in adjusters
- Includes OF cover and matching drain

Gallon capacity: 60 • Shipping weight: 142 lbs.

Empty weight: 82 lbs. • Filled weight: 583 lbs.

**The following is recommended for ATDRSN67RIG tubs with no faucet holes and integral drain:**

- Faucet: part **#7020, 7082 or 7088**
- Double offset supplies: part **#5576**
- Freestanding faucets: part **#7901, 7934, 7952 or 7918**  
**(No bath supplies needed)**



L 71"

W 31½"

H 24" and 27¼" (from floor to top of tub)

Color	Product Number	Drain/Overflow Cover Finish	Price
WH	ATDRSN71RIG-BN	Brushed nickel	\$2,918
WH	ATDRSN71RIG-CP	Polished chrome	\$2,893
WH	ATDRSN71RIG-ORB	Oil rubbed bronze	\$2,959
WH	ATDRSN71RIG-PB	Polished brass	\$2,934
WH	ATDRSN71RIG-PN	Polished nickel	\$2,918
WH	ATDRSN71RIG-WH	White	\$2,934

Schedule B

Tub has overflow slot with drain tube between tub walls.

To have your tub insulated for heat retention order **#TUB INSULATION for \$566**.

Tubs with insulation added or air kit installed are "special order" and not returnable.

### Tanya 71" Acrylic Freestanding Rectangular Tub with Integral Drain

- Double-walled acrylic
- Overflow slot
- Center drain
- No faucet holes
- Built in adjusters
- Includes OF cover and matching drain

Gallon capacity: 67 • Shipping weight: 142 lbs.

Empty weight: 82 lbs. • Filled weight: 642 lbs.

**The following is recommended for ATDRSN71RIG tubs with no faucet holes and integral drain:**

- Faucet: part **#7020, 7082 or 7088**
- Double offset supplies: part **#5576**
- Freestanding faucets: part **#7901, 7934, 7952 or 7918**  
**(No bath supplies needed)**

Bathtubs are thoroughly inspected before being shipped.

Color Code **WH** White

Acrylic Tubs



L 66¾"  
W 29½"  
H 24"

**Thayer 67" Acrylic Freestanding Rectangular Tub with Integral Drain**

- Double-walled acrylic
- Overflow slot
- Center drain
- No faucet holes
- Includes OF cover and matching drain

Gallon capacity: 57 • Shipping weight: 142 lbs.  
Empty weight: 82 lbs. • Filled weight: 558 lbs.

Color	Product Number	Drain/Overflow Cover Finish	Price
WH	ATCRECN67BIG-BN	Brushed nickel	\$3,525
WH	ATCRECN67BIG-CP	Polished chrome	\$3,501
WH	ATCRECN67BIG-MB	Matte black	\$3,525
WH	ATCRECN67BIG-ORB	Oil rubbed bronze	\$3,525
WH	ATCRECN67BIG-PB	Polished brass	\$3,525
WH	ATCRECN67BIG-PN	Polished nickel	\$3,525
WH	ATCRECN67BIG-WT	White	\$3,525

Schedule B

Tub has overflow slot with drain tube between tub walls.  
To have your tub insulated for heat retention order **#TUB INSULATION for \$566**.  
Tubs with insulation added or air kit installed are "special order" and not returnable.



To add Air Jet Massage to your tub order Air Kit 1 or Air Kit 2 for \$2,526. See pages 2- 3 for details.

**The following is recommended for ATCRECN67BIG tubs with no faucet holes and no overflow:**

- Faucet: part **#7901 or 7913**  
(Supplies included with filler)

Bathtubs are thoroughly inspected before being shipped.

Color Code **WH** White

## Acrylic Tubs



L 70 $\frac{7}{8}$ "  
W 45 $\frac{1}{4}$ "  
H 23 $\frac{5}{8}$ "

### Vaughn 71" Rectangular Acrylic Tub with Integral Drain

- Double-walled acrylic
- No faucet holes
- Overflow slot
- Includes OF cover and matching drain
- Center drain

Gallon capacity: 74 • Shipping weight: 274 lbs.

Empty weight: 97 lbs. • Filled weight: 715 lbs.

#### The following is recommended for ATRECN71WIG tubs with no faucet holes:

- Faucet: part #7022, 7082 or 7088
- Rigid, freestanding supplies: part #4502
- Freestanding filler: part #7902 or 7934  
(Supplies included with filler)

Color	Product Number	Drain/Overflow Cover Finish	Price
WH	ATRECN71WIG-BN	Brushed nickel	\$2,672
WH	ATRECN71WIG-CP	Polished chrome	\$2,651
WH	ATRECN71WIG-MB	Matte black	\$2,672
WH	ATRECN71WIG-ORB	Oil rubbed bronze	\$2,672
WH	ATRECN71WIG-PB	Polished brass	\$2,672
WH	ATRECN71WIG-PN	Polished nickel	\$2,672
WH	ATRECN71WIG-WT	White	\$2,672

Schedule B

Tub has overflow slot with drain hose between tub walls.

To have your tub insulated for heat retention order **#TUB INSULATION for \$566**.

Tubs with insulation added or air kit installed are "special order" and not returnable.



To add Air Jet Massage to your tub order Air Kit 1 or Air Kit 2 for \$2,526. See pages 2- 3 for details.



Bathtubs are thoroughly inspected before being shipped.

Color Code **WH** White

## Acrylic Tubs



L 68¼"  
W 31¼"  
H 23⅞"

Color	Product Number	Drain/Overflow Cover Finish	Price
WH	ATREC69BIG-BN	Brushed nickel	\$3,468
WH	ATREC69BIG-CP	Polished chrome	\$3,444
WH	ATREC69BIG-MB	Matte black	\$3,468
WH	ATREC69BIG-ORB	Oil rubbed bronze	\$3,468
WH	ATREC69BIG-PB	Polished brass	\$3,468
WH	ATREC69BIG-PN	Polished nickel	\$3,468
WH	ATREC69BIG-WT	White	\$3,468

Schedule B


Tub has overflow slot with drain tube between tub walls.

To have your tub insulated for heat retention order **#TUB INSULATION for \$566**.

Tubs with insulation added or air kit installed are "special order" and not returnable.



To add Air Jet Massage to your tub order Air Kit 1 or Air Kit 2 for \$2,526.  
See pages 2- 3 for details.



L 70⅝"  
W 33¼"  
H 22⅞"

Color	Product Number	Drain/Overflow Cover Finish	Price
WH	ATREC71IG-BN	Brushed nickel	\$2,489
WH	ATREC71IG-CP	Polished chrome	\$2,468
WH	ATREC71IG-MB	Matte black	\$2,489
WH	ATREC71IG-ORB	Oil rubbed bronze	\$2,489
WH	ATREC71IG-PB	Polished brass	\$2,489
WH	ATREC71IG-PN	Polished nickel	\$2,489
WH	ATREC71IG-WT	White	\$2,489

Schedule B

Tub has overflow slot with drain tube between tub walls.

To have your tub insulated for heat retention order **#TUB INSULATION for \$566**.

Tubs with insulation added or air kit installed are "special order" and not returnable.



To add Air Jet Massage to your tub order Air Kit 1 or Air Kit 2 for \$2,526.  
See pages 2- 3 for details.

Color Code **WH** White

### Verron 69" Acrylic Freestanding Rectangular Tub with Integral Drain

- Double-walled acrylic
- Overflow slot
- Center drain
- No faucet holes
- Includes OF cover and matching drain

Gallon capacity: 61 • Shipping weight: 144 lbs.  
Empty weight: 84 lbs. • Filled weight: 593 lbs.

**The following is recommended for ATREC69BIG tubs with no faucet holes and integral drain:**

- Faucet: part **#7901 or 7913**  
(Supplies included with filler)

### Vincent 71" Acrylic Freestanding Rectangular Tub with Integral Drain

- Double-walled acrylic
- No faucet holes
- Flat side for wall placement
- Center drain
- Overflow slot
- Includes OF cover and matching drain

Gallon capacity: 74 • Shipping weight: 197 lbs.  
Empty weight: 97 lbs. • Filled weight: 715 lbs.

**The following is recommended for ATREC71IG tubs with no faucet holes and integral drain:**

- Faucet: part **#7901 or 7913**  
(Supplies included with filler)

Bathtubs are thoroughly inspected before being shipped.

## Acrylic Tubs



L 59¼"  
W 59¼"  
H 22¼"

### Wilshire 59" Acrylic Round Soaking Tub with Integral Drain

- Double-walled acrylic
- Overflow slot
- End drain
- No faucet holes
- Includes OF cover and matching drain

Gallon capacity: 121 • Shipping weight: 193 lbs.  
Empty weight: 133 lbs. • Filled weight: 1,160 lbs.

#### The following is recommended for ATRNDN58IG tubs with no faucet holes and integral drain:

- Faucet: part #7082 or 7088
- Double offset supplies: part #5576
- Freestanding filler: part #7901, 7922 or 7952  
(Supplies included with filler)

Color	Product Number	Drain/Overflow Cover Finish	Price
WH	ATRNDN58IG-BN	Brushed nickel	\$3,225
WH	ATRNDN58IG-CP	Polished chrome	\$3,201
WH	ATRNDN58IG-MB	Matte black	\$3,225
WH	ATRNDN58IG-ORB	Oil rubbed bronze	\$3,225
WH	ATRNDN58IG-PB	Polished brass	\$3,225
WH	ATRNDN58IG-PN	Polished nickel	\$3,225
WH	ATRNDN58EIG-WT	White	\$3,225

Schedule B

Tub has overflow slot with drain tube between tub walls.

To have your tub insulated for heat retention order **#TUB INSULATION for \$566**.

Tubs with insulation added or air kit installed are "special order" and not returnable.



To add Air Jet Massage to your tub order Air Kit 1 or Air Kit 2 for \$2,526. See pages 2- 3 for details.



L 61"  
W 61"  
H 23¾"

### Yarborough 61" Acrylic Round Soaking Tub with Integral Drain

- Double-walled acrylic
- Overflow slot
- End drain
- No faucet holes
- Includes OF cover and matching drain

Gallon capacity: 120 • Shipping weight: 201 lbs.  
Empty weight: 141 lbs. • Filled weight: 1,143 lbs.

#### The following is recommended for ATRNDN61IG tubs with no faucet holes and integral drain:

- Faucet: part #7082 or 7088
- Double offset supplies: part #5576
- Freestanding filler: part #7901, 7922 or 7952  
(Supplies included with filler)

Color	Product Number	Drain/Overflow Cover Finish	Price
WH	ATRNDN61IG-BN	Brushed nickel	\$4,116
WH	ATRNDN61IG-CP	Polished chrome	\$4,092
WH	ATRNDN61IG-MB	Matte black	\$4,116
WH	ATRNDN61IG-ORB	Oil rubbed bronze	\$4,116
WH	ATRNDN61IG-PB	Polished brass	\$4,116
WH	ATRNDN61IG-PN	Polished nickel	\$4,116
WH	ATRNDN61IG-WT	White	\$4,116

Schedule B

Tub has overflow slot with drain tube between tub walls.

To have your tub insulated for heat retention order **#TUB INSULATION for \$566**.

Tubs with insulation added or air kit installed are "special order" and not returnable.



To add Air Jet Massage to your tub order Air Kit 1 or Air Kit 2 for \$2,526. See pages 2- 3 for details.

Bathtubs are thoroughly inspected before being shipped.

Color Code **WH** White

## Resin Tub

L 59 $\frac{3}{8}$ "W 25 $\frac{1}{2}$ "H 24 $\frac{3}{8}$ " and 28 $\frac{3}{4}$ "

Color	Product Number	Finish	Price
WH	RTSN59-WH	Matte white	\$4,997
WH	RTSN59-WHGL	Gloss white	\$5,245

Schedule B

Tub has overflow slot with channel built into tub wall and includes tub drain.  
Tubs with air kit installed are "special order" and not returnable.



To add Air Jet Massage to your tub order Air Kit 1 or Air Kit 2 for \$2,526.  
See pages 2- 3 for details.

**Ayanna 59" Resin Slipper Tub**

- Matte or gloss finish
- No faucet holes
- Overflow slot
- Includes white pop-up drain
- End drain

Gallon capacity: 44 • Shipping weight: 331 lbs.

Empty weight: 231 lbs. • Filled weight: 599 lbs.

The following is recommended for RTSN59 tubs with no faucet holes and overflow slot:

- Faucet: part #7901 or 7913  
(Supplies included with filler)

L 72 $\frac{5}{8}$ "W 30 $\frac{3}{4}$ "H 23 $\frac{3}{8}$ " and 34 $\frac{3}{8}$ "

Color	Product Number	Finish	Price
WH	RTSN73-WH	Matte white	\$5,966
WH	RTSN73-WHGL	Gloss white	\$6,263

Schedule B

Tub has overflow slot with channel built into tub wall and includes tub drain.  
Tubs with air kit installed are "special order" and not returnable.



To add Air Jet Massage to your tub order Air Kit 1 or Air Kit 2 for \$2,526.  
See pages 2- 3 for details.

**Britta 73" Resin Slipper Tub**

- Matte or gloss finish
- No faucet holes
- Overflow slot
- Includes white pop-up drain
- Center drain

Gallon capacity: 66 • Shipping weight: 424 lbs.

Empty weight: 324 lbs. • Filled weight: 875 lbs.

The following is recommended for RTSN73 tubs with no faucet holes and overflow slot:

- Faucet: part #7901 or 7913  
(Supplies included with filler)

Bathtubs are thoroughly inspected before being shipped.

Color Code **WH** White

## Resin Tub



L 70 $\frac{5}{8}$ "  
W 37 $\frac{1}{8}$ "  
H 20 $\frac{1}{2}$ "

Color	Product Number	Finish	Price
WH	RTOVN70-OF-WH	Matte white	\$5,040
WH	RTOVN70-OF-WHGL	Gloss white	\$5,286

Schedule B

Tub has overflow slot with channel built into tub wall and includes tub drain.  
Tubs with air kit installed are "special order" and not returnable.



To add Air Jet Massage to your tub order Air Kit 1 or Air Kit 2 for \$2,526.  
See pages 2- 3 for details.

### Carlyle 70" Resin Freestanding Tub

- Matte or gloss finish
- No faucet holes
- Overflow slot
- Includes white pop-up drain
- Center drain

Gallon capacity: 68 • Shipping weight: 355 lbs.  
Empty weight: 255 lbs. • Filled weight: 823 lbs.

The following is recommended for RTOVN70-OF tubs with no faucet holes and overflow slot:

- Faucet: part #7082 or 7088
- Double offset supplies: part #5576
- Freestanding filler: part #7901, 7922 or 7952  
(Supplies included with filler)



L 56"  
W 32"  
H 24"

Color	Product Number	Finish	Price
WH	RTDSN56-OF-WH	Matte white	\$5,320
WH	RTDSN56-OF-WHGL	Gloss white	\$5,575

Schedule B

Tub has overflow slot with channel built into tub wall and includes tub drain.  
Tubs with air kit installed are "special order" and not returnable.



To add Air Jet Massage to your tub order Air Kit 1 or Air Kit 2 for \$2,526.  
See pages 2- 3 for details.

### Edison 56" Resin Freestanding Oval Tub

- Matte or gloss finish
- No faucet holes
- Overflow slot
- Includes white pop-up drain
- Center drain

Gallon capacity: 73 • Shipping weight: 371 lbs.  
Empty weight: 271 lbs. • Filled weight: 881 lbs

The following is recommended for RTDSN56-OF tubs with no faucet holes and overflow slot:

- Faucet: part #7082 or 7088
- Rigid, freestanding supplies: part #4502
- Freestanding filler: part #7901, 7922 or 7952  
(Supplies included with filler)

Bathtubs are thoroughly inspected before being shipped.

Color Code **WH** White

## Resin Tubs

L 64"  
W 32"  
H 25¼"



Color	Product Number	Finish	Price
WH	RTDSN64-OF-WH	Matte white	\$5,669
WH	RTDSN64-OF-WHGL	Gloss white	\$5,958

Schedule B

Tub has overflow slot with channel built into tub wall and includes tub drain. Tubs with air kit installed are "special order" and not returnable.



To add Air Jet Massage to your tub order Air Kit 1 or Air Kit 2 for \$2,526. See pages 2- 3 for details.

## Electra 64" Resin Freestanding Oval Tub

- Matte or gloss finish
- No faucet holes
- Overflow slot
- Includes white pop-up drain
- Center drain

Gallon capacity: 91 • Shipping weight: 415 lbs.  
Empty weight: 315 lbs. • Filled weight: 1,075 lbs.

**The following is recommended for RTDSN64-OF tubs with no faucet holes and overflow slot:**

- Faucet: part **#7082 or 7088**
- Double offset supplies: part **#5576**
- Freestanding filler: part **#7901, 7922 or 7952**  
**(Supplies included with filler)**

L 65⅞"  
W 33½"  
H 24½"



Color	Product Number	Finish	Price
WH	RTOVN64-OF-WH	Matte white	\$5,669
WH	RTOVN64-OF-WHGL	Gloss white	\$5,958

Schedule B

Tub has overflow slot with channel built into tub wall and includes tub drain. Tubs with air kit installed are "special order" and not returnable.



To add Air Jet Massage to your tub order Air Kit 1 or Air Kit 2 for \$2,526. See pages 2- 3 for details.

## Howe 65" Resin Freestanding Tub

- Matte or gloss finish
- No faucet holes
- Overflow slot
- Includes white pop-up drain
- Center drain

Gallon capacity: 88 • Shipping weight: 429 lbs.  
Empty weight: 329 lbs. • Filled weight: 1,064 lbs.

**The following is recommended for RTOVN64-OF tubs with no faucet holes and overflow slot:**

- Faucet: part **#7082 or 7088**
- Double offset supplies: part **#5576**
- Freestanding filler: part **#7901, 7922 or 7952**  
**(Supplies included with filler)**

Bathtubs are thoroughly inspected before being shipped.

Color Code **WH** White

## Resin Tubs

L 70 $\frac{3}{4}$ "  
W 34 $\frac{5}{8}$ "  
H 25 $\frac{1}{4}$ "



Color	Product Number	Finish	Price
WH	RTDSN71-WH	Matte white	\$5,218
WH	RTDSN71-WHGL	Gloss white	\$5,482

Schedule B

Tub has overflow slot with channel built into tub wall and includes tub drain.  
Tubs with air kit installed are "special order" and not returnable.



To add Air Jet Massage to your tub order Air Kit 1 or Air Kit 2 for \$2,526.  
See pages 2- 3 for details.

L 63"  
W 35 $\frac{1}{2}$ "  
H 22"



Color	Product Number	Finish	Price
WH	RTOVN63-OF-WH	Matte white	\$5,805
WH	RTOVN63-OF-WHGL	Gloss white	\$6,094

Schedule B

Tub has overflow slot with channel built into tub wall and includes tub drain.  
Tubs with air kit installed are "special order" and not returnable.



To add Air Jet Massage to your tub order Air Kit 1 or Air Kit 2 for \$2,526.  
See pages 2- 3 for details.

### Julianna 71" Resin Double Slipper Tub

- Matte or gloss finish
- No faucet holes
- Overflow slot
- Includes white pop-up drain
- Center drain

Gallon capacity: 86 • Shipping weight: 404 lbs.  
Empty weight: 304 lbs. • Filled weight: 1,022 lbs.

The following is recommended for RTDSN71 tubs with no faucet holes and overflow slot:

- Faucet: part #7082 or 7088
- Double offset supplies: part #5576
- Freestanding filler: part #7901, 7922 or 7952  
(Supplies included with filler)

### Magnus 63" Resin Freestanding Oval Tub

- Matte or gloss finish
- No faucet holes
- Overflow
- Includes white pop-up drain
- Center drain

Gallon capacity: 91 • Shipping weight: 428 lbs.  
Empty weight: 328lbs. • Filled weight: 1,088 lbs.

The following is recommended for RTOVN63-OF tubs with no faucet holes and overflow slot:

- Faucet: part #7082 or 7088
- Double offset supplies: part #5576
- Freestanding filler: part #7901, 7922 or 7952  
(Supplies included with filler)

Bathtubs are thoroughly inspected before being shipped.

Color Code **WH** White

## Resin Tub



L 68"  
W 29½"  
H 24½"

Color	Product Number	Finish	Price
WH	RTOVN68-WH	Matte white	\$5,677
WH	RTOVN68-WHGL	Gloss white	\$5,958

Schedule B

Tub has overflow slot with channel built into tub wall and includes tub drain.  
Tubs with air kit installed are "special order" and not returnable.



To add Air Jet Massage to your tub order Air Kit 1 or Air Kit 2 for \$2,526.  
See pages 2- 3 for details.


## Nishi 68'' Resin Freestanding Tub

- Matte or gloss finish
- Built in adjusters
- Center drain
- No faucet holes
- Includes white pop-up drain

Gallon capacity: 79 • Shipping weight: 393 lbs.  
Empty weight: 293 lbs. • Filled weight: 953 lbs.

**The following is recommended for RTOVN68 tubs with no faucet holes and overflow slot:**

- Faucet: part #7082 or 7088
- Double offset supplies: part #5576
- Freestanding filler: part #7901, 7922 or 7952  
(Supplies included with filler)



L 68½"  
W 30½"  
H 21¼"

Color	Product Number	Finish	Price
WH	RTFSN68-WH	Matte white	\$5,754
WH	RTFSN68-WHGL	Gloss white	\$6,034

Schedule B

Tub has overflow slot with channel built into tub wall and includes tub drain.  
Tubs with air kit installed are "special order" and not returnable.



To add Air Jet Massage to your tub order Air Kit 1 or Air Kit 2 for \$2,526.  
See pages 2- 3 for details.

## Nyoko 68'' Resin Freestanding Tub

- Matte or gloss finish
- Overflow slot
- Center drain
- No faucet holes
- Includes white pop-up drain

Gallon capacity: 79 • Shipping weight: 416lbs.  
Empty weight: 316 lbs. • Filled weight: 976 lbs.

**The following is recommended for RTFSN68 tubs with no faucet holes and overflow slot:**

- Faucet: part #7082 or 7088
- Double offset supplies: part #5576
- Freestanding filler: part #7901, 7922 or 7952  
(Supplies included with filler)

Bathtubs are thoroughly inspected before being shipped.

Color Code **WH** White

## Resin Tub

L 59<sup>5</sup>/<sub>8</sub>"  
W 26<sup>3</sup>/<sub>4</sub>"  
H 22"



Color	Product Number	Finish	Price
WH	RTDEN59-WH	Matte white	\$5,100
WH	RTDEN59-WHGL	Gloss white	\$5,354

Schedule B

Tub has overflow slot with channel built into tub wall and includes tub drain. Tubs with air kit installed are "special order" and not returnable.



To add Air Jet Massage to your tub order Air Kit 1 or Air Kit 2 for \$2,526. See pages 2- 3 for details.

L 62<sup>1</sup>/<sub>4</sub>"  
W 27<sup>5</sup>/<sub>8</sub>"  
H 25<sup>1</sup>/<sub>2</sub>"



Color	Product Number	Finish	Price
WH	RTFSN62-WH	Matte white	\$5,669
WH	RTFSN62-WHGL	Gloss white	\$5,958

Schedule B

Tub has overflow slot with channel built into tub wall and includes tub drain. Tubs with air kit installed are "special order" and not returnable.



To add Air Jet Massage to your tub order Air Kit 1 or Air Kit 2 for \$2,526. See pages 2- 3 for details.

### Orfeo 59" Resin Freestanding Tub

- Matte or gloss finish
- No faucet holes
- Overflow slot
- Includes white pop-up drain
- Center drain

Gallon capacity: 97 • Shipping weight: 323 lbs.  
Empty weight: 223 lbs. • Filled weight: 783 lbs.

**The following is recommended for RTDEN59 tubs with no faucet holes and no overflow:**

- Faucet: part #7082 or 7088
- Double offset supplies: part #5576
- Freestanding filler: part #7901, 7922 or 7952 (Supplies included with filler)

### Paden 62" Resin Freestanding Tub

- Matte or gloss finish
- No faucet holes
- Overflow slot
- Includes white pop-up drain
- Center drain

Gallon capacity: 97 • Shipping weight: 444 lbs.  
Empty weight: 344 lbs. • Filled weight: 1,154 lbs.

**The following is recommended for RTFSN62 tubs with no faucet holes and no overflow:**

- Faucet: part #7082 or 7088
- Double offset supplies: part #5576
- Freestanding filler: part #7901, 7922 or 7952 (Supplies included with filler)

Bathtubs are thoroughly inspected before being shipped.

Color Code **WH** White

## Resin Tubs

L 59"  
W 26 $\frac{3}{4}$ "  
H 22 $\frac{5}{8}$ "



Color	Product Number	Finish	Price
WH	RTRECN59-WH	Matte white	\$5,422
WH	RTRECN59-WHGL	Gloss white	\$5,695

Schedule B


Tub has overflow slot with channel built into tub wall and includes tub drain.  
Tubs with air kit installed are "special order" and not returnable.



To add Air Jet Massage to your tub order Air Kit 1 or Air Kit 2 for \$2,526.  
See pages 2- 3 for details.



L 67"  
W 31 $\frac{1}{2}$ "  
H 21 $\frac{5}{8}$ "



Color	Product Number	Finish	Price
WH	RTFSN67-WH	Matte white	\$6,111
WH	RTFSN67-WHGL	Gloss white	\$6,349

Schedule B

Tub has overflow slot with channel built into tub wall and includes tub drain.  
Tubs with air kit installed are "special order" and not returnable.

### Romo 59" Resin Freestanding Tub

- Matte or gloss finish
- Overflow slot
- Center drain
- No faucet holes
- Includes white pop-up drain

Gallon capacity: 66 • Shipping weight: 385 lbs.  
Empty weight: 285 lbs. • Filled weight: 809 lbs.

**The following is recommended for RTRECN59 tubs with no faucet holes and overflow slot:**

- Faucet: part #7082 or 7088
- Double offset supplies: part #5576
- Freestanding filler: part #7901, 7922 or 7952  
(Supplies included with filler)

### Scofield 67" Resin Freestanding Tub

- Matte or gloss finish
- Overflow slot
- Center drain
- No faucet holes
- Includes white pop-up drain

Gallon capacity: 70 • Shipping weight: 355 lbs.  
Empty weight: 273 lbs. • Filled weight: 854 lbs.

**The following is recommended for RTFSN67 tubs with no faucet holes and overflow slot:**

- Faucet: part #7082 or 7088
- Freestanding bath supplies: part #4502
- Freestanding filler: part #7901, 7922 or 7952  
(Does not need bath supplies)

Bathtubs are thoroughly inspected before being shipped.

Color Code **WH** White

## Resin Tub



L 67"  
W 31½"  
H 21⅝"



Color	Product Number	Finish	Price
WH	RTREC67-WH	Matte white	\$6,213
WH	RTREC67-WHGL	Gloss white	\$6,451

Schedule B

Tub has overflow slot with channel built into tub wall and includes tub drain.  
Tubs with air kit installed are "special order" and not returnable.

### Timon 67" Resin Freestanding Tub

- Matte or gloss finish
- Overflow slot
- Center drain
- No faucet holes
- Includes white pop-up drain


Gallon capacity: 85 • Shipping weight: 388 lbs.  
Empty weight: 330 lbs. • Filled weight: 1035 lbs.

The following is recommended for RTREC67 tubs with no faucet holes and overflow slot:

- Faucet: part #7082 or 7088
- Freestanding bath supplies: part #4502
- Freestanding filler: part #7901, 7922 or 7952  
(Does not need bath supplies)



L 71"  
W 32½"  
H 21⅝"



Color	Product Number	Finish	Price
WH	RTREC71-WH	Matte white	\$6,417
WH	RTREC71-WHGL	Gloss white	\$6,654

Schedule B

Tub has overflow slot with channel built into tub wall and includes tub drain.  
Tubs with air kit installed are "special order" and not returnable.

### Tristan 71" Resin Freestanding Tub

- Matte or gloss finish
- Overflow slot
- Center drain
- No faucet holes
- Includes white pop-up drain

Gallon capacity: 97 • Shipping weight: 449 lbs.  
Empty weight: 374 lbs. • Filled weight: 1179 lbs.

The following is recommended for RTREC71 tubs with no faucet holes and overflow slot:

- Faucet: part #7082 or 7088
- Rigid, freestanding bath supplies: part #4502
- Freestanding filler: part #7901, 7922 or 7952  
(Does not need bath supplies)

Bathtubs are thoroughly inspected before being shipped.

Color Code **WH** White

## Resin Tub



L 59"  
W 31"  
H 24"

Color	Product Number	Finish	Price
WH	RTDRN59B-WH	Matte white	\$6,162
WH	RTDRN59B-WHGL	Gloss white	\$6,400

Schedule B

Tub has overflow slot with channel built into tub wall and includes tub drain.  
Tubs with air kit installed are "special order" and not returnable.

### Wingate 59" Resin Freestanding Tub on Base

- Matte or gloss finish
- Overflow slot
- Center drain
- No faucet holes
- Includes white pop-up drain

Gallon capacity: 66 • Shipping weight: 358 lbs.  
Empty weight: 266 lbs. • Filled weight: 813 lbs.

#### The following is recommended for RTDRN59B tubs with no faucet holes and overflow slot:

- Faucet: part #7082, #7088 or #4602
- Rigid, freestanding bath supplies: part #4502, #5576
- Freestanding filler: part #7901, 7922, 7952, or 7932  
(Does not need bath supplies)



L 66"  
W 32 $\frac{5}{8}$ "  
H 23 $\frac{5}{8}$ "

Color	Product Number	Finish	Price
WH	RTDRN66B-WH	Matte white	\$6,349
WH	RTDRN66B-WHGL	Gloss white	\$6,587

Schedule B

Tub has overflow slot with channel built into tub wall and includes tub drain.  
Tubs with air kit installed are "special order" and not returnable.



To add Air Jet Massage to your tub order Air Kit 1 or Air Kit 2 for \$2,526.  
See pages 2- 3 for details.

### Winslow 66" Resin Freestanding Tub on Base

- Matte or gloss finish
- Overflow slot
- Center drain
- No faucet holes
- Includes white pop-up drain

Gallon capacity: 75 • Shipping weight: 384 lbs.  
Empty weight: 295 lbs. • Filled weight: 917 lbs.

#### The following is recommended for RTDRN66B tubs with no faucet holes and overflow slot:

- Faucet: part #7082, #7088 or #4602
- Rigid, freestanding bath supplies: part #4502, #5576
- Freestanding filler: part #7901, 7922, 7952, or 7932  
(Does not need bath supplies)

Bathtubs are thoroughly inspected before being shipped.

Color Code **WH** White

## Copper Tubs



L 66"  
W 30<sup>5</sup>/<sub>8</sub>"  
H 30<sup>3</sup>/<sub>8</sub>"

Color	Product Number		Price
AC	COTDSN66P-AC	Copper base	\$4,925

Schedule B

Order #DRILL-OFF to have an overflow drilled at no charge.  
With overflow drilled, this tub requires drain part #5599E.  
Tubs with overflow drilled or air kit installed are "special order" and not returnable.



To add Air Jet Massage to your tub order Air Kit 1 or Air Kit 2 for \$2,526.  
See pages 2- 3 for details.

### Allegro 66" Copper Bateau Double Slipper Tub

- Includes base
- 16 gauge metal
- No overflow
- No faucet holes
- Hammered finish
- Center drain

Gallon capacity: 63 • Shipping weight: 325 lbs.  
Empty weight: 170 lbs. • Filled weight: 696 lbs.

The following is recommended for COTDSN66P tubs without faucet holes:

- Faucet: part #4602, 4604 or 7082
- Free standing bath supplies: part #4502
- Leg tub drain: part #5599LT or 5599TS



L 71<sup>1</sup>/<sub>2</sub>"  
W 33"  
H 31"

Color	Product Number		Price
AC	COTDSN72P-AC	Copper base	\$5,231

Schedule B

Order #DRILL-OFF to have an overflow drilled at no charge.  
With overflow drilled, this tub requires drain part #5599E.  
Tubs with overflow drilled or air kit installed are "special order" and not returnable.



To add Air Jet Massage to your tub order Air Kit 1 or Air Kit 2 for \$2,526.  
See pages 2- 3 for details.

### Amara 72" Copper Bateau Double Slipper Tub

- Includes base
- 16 gauge metal
- No overflow
- No faucet holes
- Hammered finish
- Center drain

Gallon capacity: 70 • Shipping weight: 325 lbs.  
Empty weight: 170 lbs. • Filled weight: 755 lbs.

The following is recommended for COTDSN72P tubs without faucet holes:

- Faucet: part #4602, 4604 or 7082
- Free standing bath supplies: part #4502
- Leg tub drain: part #5599LT or 5599TS

Copper is a living finish and will patina over time. To prevent normal aging of finish, wipe dry after each use. Apply normal wax at least once every 15-20 days.

Bathtubs are thoroughly inspected before being shipped.

Color Code **AC** Hammered Antique Copper

## Copper Tubs



L 66"  
W 30<sup>5</sup>/<sub>8</sub>"  
H 30<sup>3</sup>/<sub>8</sub>"

Color	Product Number		Price
CN	COTDSN66P-CN	Copper base	\$5,850

Schedule B

Order #DRILL-OFF to have an overflow drilled at no charge.  
With overflow drilled, this tub requires drain part #5599E.  
Tubs with overflow drilled or air kit installed are "special order" and not returnable.



To add Air Jet Massage to your tub order Air Kit 1 or Air Kit 2 for \$2,526.  
See pages 2- 3 for details.

### Ankara 66" Copper Bateau Double Slipper Tub

- Includes base
- 16 gauge metal
- Nickel interior
- Center drain
- No faucet holes
- Hammered finish
- No overflow

Gallon capacity: 63 • Shipping weight: 325 lbs.  
Empty weight: 170 lbs. • Filled weight: 696 lbs.

#### The following is recommended for COTDSN66P tubs without faucet holes:

- Faucet: part #4602, 4604 or 7082
- Free standing bath supplies: part #4502
- Leg tub drain: part #5599LT or 5599TS



L 71<sup>1</sup>/<sub>2</sub>"  
W 33"  
H 31"

Color	Product Number		Price
CN	COTDSN72P-CN	Copper base	\$6,156

Schedule B

Order #DRILL-OFF to have an overflow drilled at no charge.  
With overflow drilled, this tub requires drain part #5599E.  
Tubs with overflow drilled or air kit installed are "special order" and not returnable.



To add Air Jet Massage to your tub order Air Kit 1 or Air Kit 2 for \$2,526.  
See pages 2- 3 for details.

### Ashton 72" Copper Bateau Double Slipper Tub

- Includes base
- 16 gauge metal
- Nickel interior
- Center drain
- No faucet holes
- Hammered finish
- No overflow

Gallon capacity: 70 • Shipping weight: 325 lbs.  
Empty weight: 170 lbs. • Filled weight: 755 lbs.

#### The following is recommended for COTDSN72P tubs without faucet holes:

- Faucet: part #4602, 4604 or 7082
- Free standing bath supplies: part #4502
- Leg tub drain: part #5599LT or 5599TS

Copper is a living finish and will patina over time. To prevent normal aging of finish, wipe dry after each use. Apply normal wax at least once every 15-20 days.

Bathtubs are thoroughly inspected before being shipped.

Color Code CN Hammered Antique Copper/Nickel Interior

## Copper Tubs



L 65½"  
W 31¼"  
H 23¾" and 31" (from floor to top to tub)

Color	Product Number		Price
AC	COTDSN66B-AC	Copper base	\$5,946

Schedule B

Order #DRILL-OFF to have an overflow drilled at no charge.  
With overflow drilled, this tub requires drain part #5599E.  
Tubs with overflow drilled or air kit installed are "special order" and not returnable.



To add Air Jet Massage to your tub order Air Kit 1 or Air Kit 2 for \$2,526.  
See pages 2- 3 for details.



L 66"  
W 32½"  
H 30⅝"

Color	Product Number		Price
AC	COTDSN66S-AC	Copper base	\$5,946

Schedule B

Order #DRILL-OFF to have an overflow drilled at no charge.  
With overflow drilled, this tub requires drain part #5599E.  
Tubs with overflow drilled or air kit installed are "special order" and not returnable.



To add Air Jet Massage to your tub order Air Kit 1 or Air Kit 2 for \$2,526.  
See pages 2- 3 for details.

Copper is a living finish and will patina over time. To prevent normal aging of finish, wipe dry after each use. Apply normal wax at least once every 15-20 days.

### Barnes 66" Copper Double Slipper Tub

- Includes base
- 16 gauge metal
- Smooth rim and base
- Continuous rolled rim
- No faucet holes
- Hammered finish
- No overflow
- Center drain

Gallon capacity: 89 • Shipping weight: 260 lbs.  
Empty weight: 150 lbs. • Filled weight: 895 lbs.

#### The following is recommended for COTDSN66B tubs without faucet holes:

- Faucet: part #4602, 4604 or 7082
- Free standing bath supplies: part #4502
- Leg tub drain: part #5599LT or 5599TS

### Baylis 66" Copper Bateau Double Slipper Tub

- Includes base
- 16 gauge metal
- Extra wide
- No overflow
- No faucet holes
- Hammered finish
- Decorative rings
- Center drain

Gallon capacity: 60 • Shipping weight: 225 lbs.  
Empty weight: 170 lbs. • Filled weight: 671 lbs.

#### The following is recommended for COTDSN66S tubs without faucet holes:

- Faucet: part #4602, 4604 or 7082
- Free standing bath supplies: part #4502
- Leg tub drain: part #5599LT or 5599TS

Bathtubs are thoroughly inspected before being shipped.

Color Code **AC** Hammered Antique Copper

Copper Tubs



L 72"  
W 32"  
H 29½"

Color	Product Number		Price
AC	COTDSN72S-AC	Copper base	\$6,306

Schedule B

Order #DRILL-OFF to have an overflow drilled at no charge.  
With overflow drilled, this tub requires drain part #5599E.  
Tubs with overflow drilled or air kit installed are "special order" and not returnable.



To add Air Jet Massage to your tub order Air Kit 1 or Air Kit 2 for \$2,526.  
See pages 2- 3 for details.

**Bolero 72" Copper Bateau Double Slipper Tub**

- Includes base
- 16 gauge metal
- Extra wide
- No overflow
- No faucet holes
- Hammered finish
- Decorative rings
- Center drain

Gallon capacity: 65 • Shipping weight: 235 lbs.  
Empty weight: 170 lbs. • Filled weight: 713 lbs.

The following is recommended for COTDSN72S tubs without faucet holes:

- Faucet: part #4602, 4604 or 7082
- Free standing bath supplies: part #4502
- Leg tub drain: part #5599LT or 5599TS



L 66"  
W 30⅝"  
H 29¼"

Color	Product Number		Price
SAC	COTDSN66L-SAC	Copper base	\$ 5,706

Schedule B

Order #DRILL-OFF to have an overflow drilled at no charge.  
With overflow drilled, this tub requires drain part #5599E.  
Tubs with overflow drilled or air kit installed are "special order" and not returnable.



To add Air Jet Massage to your tub order Air Kit 1 or Air Kit 2 for \$2,526.  
See pages 2- 3 for details.

**Calumet 66" Copper Bateau Double Slipper Tub**

- Includes base
- 16 gauge metal
- No overflow
- No faucet holes
- Smooth antique finish
- Center drain

Gallon capacity: 68 • Shipping weight: 325 lbs.  
Empty weight: 170 lbs. • Filled weight: 738 lbs.

The following is recommended for COTDSN66L tubs without faucet holes:

- Faucet: part #4602, 4604 or 7082
- Free standing bath supplies: part #4502
- Leg tub drain: part #5599LT or 5599TS

Copper is a living finish and will patina over time. To prevent normal aging of finish, wipe dry after each use. Apply normal wax at least once every 15-20 days.

Bathtubs are thoroughly inspected before being shipped.

Color Code **AC** Hammered Antique Copper **SAC** Smooth Antique Copper

## Copper Tubs



L 71 $\frac{5}{8}$ "  
W 32"  
H 29 $\frac{1}{4}$ "

Color	Product Number		Price
<b>SAC</b>	COTDSN72L-SAC	Copper base	\$5,405

Schedule B

Order #DRILL-OFF to have an overflow drilled at no charge.  
With overflow drilled, this tub requires drain part **#5599E**.  
Tubs with overflow drilled or air kit installed are "special order" and not returnable.



To add Air Jet Massage to your tub order Air Kit 1 or Air Kit 2 for \$2,526.  
See pages 2- 3 for details.

### Carwyn 72" Copper Bateau Double Slipper Tub

- Includes base
- 16 gauge metal
- No overflow
- No faucet holes
- Smooth antique finish
- Center drain

Gallon capacity: 77 • Shipping weight: 425 lbs.  
Empty weight: 200 lbs. • Filled weight: 843 lbs.

**The following is recommended for COTDSN72L tubs without faucet holes:**

- Faucet: part **#4602, 4604 or 7082**
- Free standing bath supplies: part **#4502**
- Leg tub drain: part **#5599LT or 5599TS**



L 67 $\frac{7}{8}$ "  
W 32"  
H 31"

Color	Product Number		Price
<b>AC</b>	COTDSN68-AC-AC		\$7,207

Schedule B

Order #DRILL-OFF to have an overflow drilled at no charge.  
With overflow drilled, this tub requires drain part **#5599E**.  
Tubs that have been drilled with overflow are "special order" and not returnable.

### Celana 68" Copper Double Slipper Tub

- Antique copper feet
- 16 gauge metal
- Hammered exterior
- Center drain
- No faucet holes
- No overflow
- Shiny interior

Gallon capacity: 83 • Shipping weight: 221 lbs.  
Empty weight: 104 lbs. • Filled weight: 797 lbs.

**The following is recommended for COTDSN68 tubs without faucet holes:**


- Faucet: part **#4602, 4604 or 7082**
- Free standing bath supplies: part **#4502**
- Leg tub drain: part **#5599LT or 5599TS**

Copper is a living finish and will patina over time. To prevent normal aging of finish, wipe dry after each use. Apply normal wax at least once every 15-20 days.

Bathtubs are thoroughly inspected before being shipped.

Color Code **AC** Hammered Antique Copper **SAC** Smooth Antique Copper

Copper Tubs



L 66"  
W 37 3/8"  
H 28 1/8"

Color	Product Number		Price
MF	COTDSN66M-MF	Copper base	\$8,408

Schedule B

Order #DRILL-OFF to have an overflow drilled at no charge. With overflow drilled, this tub requires drain part #5599E. Tubs with overflow drilled or air kit installed are "special order" and not returnable.



To add Air Jet Massage to your tub order Air Kit 1 or Air Kit 2 for \$2,526. See pages 2- 3 for details.

**Celaya 66" Copper Double Slipper Tub**

- Mexican finish exterior
- Polished interior
- 16 gauge metal
- No faucet holes
- No overflow
- Center drain

Gallon capacity: 101 • Shipping weight: 225 lbs.  
Empty weight: 103 lbs. • Filled weight: 947 lbs.

**The following is recommended for COTDSN66M tubs without faucet holes:**

- Faucet: part #4602, 4604 or 7082
- Free standing bath supplies: part #4502
- Leg tub drain: part #5599LT or 5599TS



L 69 1/2"  
W 31"  
H 28 1/2" - 28 3/4"

Color	Product Number		Price
BLP	COTDSN70B-BLP	Copper base	\$7,508

Schedule B

Order #DRILL-OFF to have an overflow drilled at no charge. With overflow drilled, this tub requires drain part #5599E. Tubs with overflow drilled or air kit installed are "special order" and not returnable.



To add Air Jet Massage to your tub order Air Kit 1 or Air Kit 2 for \$2,526. See pages 2- 3 for details.

**Chapal 70" Copper Double Slipper Tub**

- Includes base
- Polished copper interior
- Black copper exterior
- Center drain
- No faucet holes
- 16 Gauge metal
- No overflow

Gallon capacity: 54 • Shipping weight: 179 lbs.  
Empty weight: 94 lbs. • Filled weight: 545 lbs.

**The following is recommended for COTDSN70B tubs without faucet holes:**

- Faucet: part #4602, 4604 or 7082
- Free standing bath supplies: part #4502
- Leg tub drain: part #5599LT or 5599TS

Copper is a living finish and will patina over time. To prevent normal aging of finish, wipe dry after each use. Apply normal wax at least once every 15-20 days.

Bathtubs are thoroughly inspected before being shipped.

Color Code **BLP** Black Copper Exterior/Polished Copper Interior **MF** Mexican Finish

## Copper Tubs

L 70 $\frac{1}{4}$ "  
W 31 $\frac{5}{8}$ "  
H 29"



### Chopin 70" Copper Double Slipper Tub

- Smooth antique exterior
- Polished interior
- 16 gauge metal
- No faucet holes
- No overflow
- Center drain

Gallon capacity: 74 • Shipping weight: 335 lbs.  
Empty weight: 110 lbs. • Filled weight: 728 lbs.

#### The following is recommended for COTDSN70B tubs without faucet holes:

- Faucet: part #4602, 4604 or 7082
- Free standing bath supplies: part #4502
- Leg tub drain: part #5599LT or 5599TS

Color	Product Number		Price
<b>SAP</b>	COTDSN70B-SAP	Copper base	\$5,706

Schedule B

Order #DRILL-OFF to have an overflow drilled at no charge.

With overflow drilled, this tub requires drain part #5599E.

Tubs with overflow drilled or air kit installed are "special order" and not returnable.



To add Air Jet Massage to your tub order Air Kit 1 or Air Kit 2 for \$2,526.  
See pages 2- 3 for details.

L 72"  
W 31 $\frac{1}{8}$ "  
H 30"



### Galileo 72" Copper Double Slipper Tub

- Includes base
- No faucet holes
- Hammered nickel interior
- 16 Gauge metal
- Mirrored mosaic exterior
- No overflow
- Center drain

Gallon capacity: 97 • Shipping weight: 425 lbs.  
Empty weight: 200 lbs. • Filled weight: 1,010 lbs.

#### The following is recommended for COTDSN71B tubs without faucet holes:

- Faucet: part #4602, 4604 or 7082
- Free standing bath supplies: part #4502
- Leg tub drain: part #5599LT or 5599TS

Color	Product Number		Price
<b>MN</b>	COTDSN71B-MN	Copper base	\$6,756

Schedule B

Overflow cannot be drilled in this tub.

Tubs with air kit installed are "special order" and not returnable.



To add Air Jet Massage to your tub order Air Kit 1 or Air Kit 2 for \$2,526.  
See pages 2- 3 for details.

Copper is a living finish and will patina over time. To prevent normal aging of finish, wipe dry after each use. Apply normal wax at least once every 15-20 days.

Bathtubs are thoroughly inspected before being shipped.

Color Code **MN** Mosaic/Hammered Nickel Interior **SAP** Smooth Antique Exterior/Polished Interior

## Copper Tubs

L 67½"

W 31½"

H 29⅝"



Color	Product Number		Price
AC	COTSN68-AC-AC	Copper feet	\$7,207

Schedule B

Order #DRILL-OFF to have an overflow drilled at no charge.  
 With overflow drilled, this tub requires drain part #5599E.  
 Tubs that have been drilled with overflow are "special order" and not returnable.

## Gitali 68" Copper Slipper Tub

- Antique copper feet
- Hammered antique finish
- No overflow
- No faucet holes
- 16 Gauge metal
- End drain

Gallon capacity: 79 • Shipping weight: 210 lbs.  
 Empty weight: 90 lbs. • Filled weight: 750 lbs.

The following is recommended for COTSN68 tubs without faucet holes:

- Faucet: part #4602, 4604 or 7082
- Free standing bath supplies: part #4502
- Leg tub drain: part #5599LT or 5599TS

L 66½"

W 32⅝"

H 23¼" - 32"



Color	Product Number	Feet Finish	Price
LC	COTSN66-LC-PB	Brass feet	\$6,306

Schedule B

Order #DRILL-OFF to have an overflow drilled at no charge.  
 With overflow drilled, this tub requires drain part #5599E.  
 Tubs that have been drilled with overflow are "special order" and not returnable.

## Lawson 66" Copper Slipper Tub

- Copper feet
- Smooth light copper finish
- No overflow
- No faucet holes
- 16 Gauge metal
- End drain

Gallon capacity: 80 • Shipping weight: 186 lbs.  
 Empty weight: 102 lbs. • Filled weight: 770 lbs.

The following is recommended for COTSN66 tubs without faucet holes:

- Faucet: part #4602, 4604 or 7082
- Free standing bath supplies: part #4502
- Leg tub drain: part #5599LT or 5599TS

Copper is a living finish and will patina over time. To prevent normal aging of finish, wipe dry after each use. Apply normal wax at least once every 15-20 days.

Bathtubs are thoroughly inspected before being shipped.

Color Code **AC** Hammered Antique Copper **LC** Smooth Light Copper

# Soakers

Cast iron, acrylic, copper and resin bathtubs

## Copper Tubs

L 67<sup>5</sup>/<sub>8</sub>"  
W 37<sup>1</sup>/<sub>2</sub>"  
H 33<sup>3</sup>/<sub>4</sub>"



### Lilith 66" Copper Slipper Tub

- Copper base included
- Mexican finish
- No overflow
- No faucet holes
- 16 Gauge metal
- Center drain

Gallon capacity: 101 • Shipping weight: 250 lbs.  
Empty weight: 125 lbs. • Filled weight: 969 lbs.

**The following is recommended for COTSN68RB tubs without faucet holes:**

- Faucet: part #4602, 4604 or 7082
- Free standing bath supplies: part #4502
- Leg tub drain: part #5599LT or 5599TS

### Naples 73" Copper Slipper Tub

- Hammered antique exterior
- Polished copper interior
- Exquisitely crafted copper feet
- 16 gauge metal
- No faucet holes
- Center drain

Gallon capacity: 61 • Shipping weight: 251 lbs.  
Empty weight: 122 lbs. • Filled weight: 631 lbs.

**The following is recommended for COTSN73JF tubs with no faucet holes and no overflow:**

- Faucet: part #4602, 4604 or 7082
- Free standing bath supplies: part #4502
- Leg tub drain: part #5599LT

**The following is recommended for COTSN73JFL and COTSN73JFR tubs with no faucet holes and overflow:**

- Faucet: part #4602, 4604 or 7082
- Free standing bath supplies: part #4502
- Leg tub drain: part #5599PD

Bathtubs are thoroughly inspected before being shipped.

Color	Product Number	Description	Price
MF	COTSN66RB-MF	Copper base	\$8,108

Schedule B

Order #DRILL-OFF to have an overflow drilled at no charge.  
With overflow drilled, this tub requires drain part #5599E.  
Tubs with overflow drilled or air kit installed are "special order" and not returnable.



To add Air Jet Massage to your tub order Air Kit 1 or Air Kit 2 for \$2,526.  
See pages 2- 3 for details.

L 73"  
W 36<sup>1</sup>/<sub>4</sub>"  
H 28<sup>3</sup>/<sub>8</sub>" and 34<sup>1</sup>/<sub>8</sub>" (from floor to top of tub)



Color	Product Number	Description	Price
AP	COTSN73JF-AP-AC	No overflow	\$8,108
AP	COTSN73JFLAP-AC	Overflow on left	\$8,108
AP	COTSN73JFRAP-AC	Overflow on right	\$8,108

Schedule B

Copper is a living finish and will patina over time. To prevent normal aging of finish, wipe dry after each use. Apply normal wax at least once every 15-20 days.

Color Code **AP** Hammered Antique Copper Exterior/Polished Copper Interior **MF** Mexican Finish

## Copper Tubs



L 32"

W 18 $\frac{1}{4}$ "H 14 $\frac{3}{8}$ " (from floor to top of tub)

Color	Product Number	Feet Finish	Price
AC	COTDRN31-AC-AC	Copper	\$1,072

Schedule B

Order #DRILL-OF to have an overflow drilled at no charge.  
 With overflow drilled, this tub requires drain part #5599E.  
 Tubs that have been drilled with overflow are "special order" and not returnable.

L 68 $\frac{3}{4}$ "W 32 $\frac{3}{4}$ "H 30 $\frac{3}{4}$ " (from floor to top of tub)

Color	Product Number	Feet Finish	Price
AC	COTRN68-AC-AC	Copper	\$7,207

Schedule B

Order #DRILL-OF to have an overflow drilled at no charge.  
 With overflow drilled, this tub requires drain part #5599E.  
 Tubs that have been drilled with overflow are "special order" and not returnable.

Copper is a living finish and will patina over time. To prevent normal aging of finish, wipe dry after each use. Apply normal wax at least once every 15-20 days.

### Picasso 32" Copper Double Roll Top Tub

- Copper ball & claw feet
- 16 gauge metal
- Continuous rolled rim
- No faucet holes
- No overflow
- Center drain

Gallon capacity: 11 • Shipping weight: 100 lbs.  
 Empty weight: 50 lbs. • Filled weight: 142 lbs.

#### The following is recommended for COTDRN31 tubs with no faucet holes and no overflow:

- Faucet: part #4602, 4604 or 7082
- Free standing bath supplies: part #4502
- Leg tub drain: part #5599LT or 5599TS

### Panya 68" Copper Double Roll Top Tub

- Copper ball & claw feet
- 16 gauge metal
- Continuous rolled rim
- No faucet holes
- No overflow
- Center drain

Gallon capacity: 79 • Shipping weight: 212 lbs.  
 Empty weight: 115 lbs. • Filled weight: 775 lbs.

#### The following is recommended for COTRN68 tubs with no faucet holes and no overflow:

- Faucet: part #4602, 4604 or 7082
- Free standing bath supplies: part #4502
- Leg tub drain: part #5599LT or 5599TS

Bathtubs are thoroughly inspected before being shipped.

Color Code **AC** Hammered Antique Copper

## Copper Tubs

L 59 $\frac{7}{8}$ "  
W 31 $\frac{3}{4}$ "  
H 26 $\frac{3}{8}$ "



Color	Product Number		Price
AC	COTDR7H61K-AC	Copper base	\$4,565
AC	COTDRN61K-AC	Copper base	\$4,565

Schedule B

Order #DRILL-OFF to have an overflow drilled at no charge.  
With overflow drilled, this tub requires drain part #5599E.  
Tubs with overflow drilled or air kit installed are "special order" and not returnable.



To add Air Jet Massage to your tub order Air Kit 1 or Air Kit 2 for \$2,526.  
See pages 2- 3 for details.

L 66"  
W 32 $\frac{1}{4}$ "  
H 24"



Color	Product Number		Price
HAP	COTDRN66C-SAP	Copper base	\$10,509

Schedule B

Order #DRILL-OFF to have an overflow drilled at no charge.  
With overflow drilled, this tub requires drain part #5599E.  
Tubs with overflow drilled or air kit installed are "special order" and not returnable.



To add Air Jet Massage to your tub order Air Kit 1 or Air Kit 2 for \$2,526.  
See pages 2- 3 for details.

Copper is a living finish and will patina over time. To prevent normal aging of finish, wipe dry after each use. Apply normal wax at least once every 15-20 days.

### Reedley 60" Copper Double Roll Top Tub

- Includes base
- 16 gauge metal
- Center drain
- No overflow
- Hammered finish

Gallon capacity: 65 • Shipping weight: 325 lbs.  
Empty weight: 100 lbs. • Filled weight: 643 lbs.

COTDR7H61K tub has 7" centers in tub deck.  
COTDRN61K tub has no faucet holes and tap deck.

#### The following is recommended for COTDR7H61K tubs with deck holes:

- Rim-mounted faucet: part #4601 or 4603
- Straight bath supplies: part #5577
- Leg tub drain: part #5599

#### The following is recommended for COTDRN61K tubs without faucet holes:

- Faucet: part #4602, 4604 or 7082
- Free standing bath supplies: part #4502
- Leg tub drain: part #5599LT or 5599TS

### Rochelle 66" Copper Double Roll Top Tub

- Includes base
- 16 gauge metal
- Hammered antique exterior • Polished copper interior
- Center drain
- No overflow
- No faucet holes

Gallon capacity: 82 • Shipping weight: 216 lbs.  
Empty weight: 103 lbs. • Filled weight: 788 lbs.

#### The following is recommended for COTDRN66C tubs without faucet holes:

- Faucet: part #4602, 4604 or 7082
- Free standing bath supplies: part #4502
- Leg tub drain: part #5599LT or 5599TS

Bathtubs are thoroughly inspected before being shipped.

Color Code **AC** Hammered Antique Copper **HAP** Hammered Antique Exterior/Polished Interior

Copper Tubs



L 78"  
W 40"  
H 25" (from floor to top of tub)

Color	Product Number		Price
AC	COTDRN75B-AC	Copper base	\$7,807

Schedule B

Order #DRILL-OFF to have an overflow drilled at no charge. With overflow drilled, this tub requires drain part #5599PD. Tubs with overflow drilled or air kit installed are "special order" and not returnable.



To add Air Jet Massage to your tub order Air Kit 1 or Air Kit 2 for \$2,526. See pages 2- 3 for details.

**Somerset 78" Copper Double Roll Top Tub**

- Copper base included
- Extra bathing width
- Smooth rim and base
- Hammered interior and exterior
- No faucet holes
- 16 gauge metal
- No overflow
- Center drain

Gallon capacity: 158 • Shipping weight: 325 lbs.  
Empty weight: 100 lbs. • Filled weight: 1,420 lbs.

The following is recommended for COTDRN75B tubs with no faucet holes and no overflow:

- Faucet: part #4602, 4604 or 7082
- Free standing bath supplies: part #4502
- Leg tub drain: part #5599LT or 5599TS



L 65¼"  
W 32¾"  
H 25½" (from floor to top of tub)

Color	Product Number		Price
AC	COTRECN66B-AC	Copper base	\$7,207

Schedule B

Order #DRILL-OFF to have an overflow drilled at no charge. With overflow drilled, this tub requires drain part #5599PD. Tubs with overflow drilled or air kit installed are "special order" and not returnable.



To add Air Jet Massage to your tub order Air Kit 1 or Air Kit 2 for \$2,526. See pages 2- 3 for details.

Copper is a living finish and will patina over time. To prevent normal aging of finish, wipe dry after each use. Apply normal wax at least once every 15-20 days.

**Wilmott 66" Rectangular Copper Tub**

- Copper base included
- Hammered antique finish
- No overflow
- No faucet holes
- 16 gauge metal
- Center drain

Gallon capacity: 82 • Shipping weight: 239 lbs.  
Empty weight: 124 lbs. • Filled weight: 809 lbs.

The following is recommended for COTRECN66B tubs with no faucet holes and no overflow:

- Faucet: part #4602, 4604 or 7082
- Free standing bath supplies: part #4502
- Leg tub drain: part #5599LT or 5599TS

Bathtubs are thoroughly inspected before being shipped.

Color Code AC Hammered Antique Copper

## Tub Fillers with Diverters for Cast Iron Tubs

3 1/2" centers  
 1/4 turn ceramic disc cartridges  
 Flow rate 3.68 GPM



### Tub Filler with Diverter

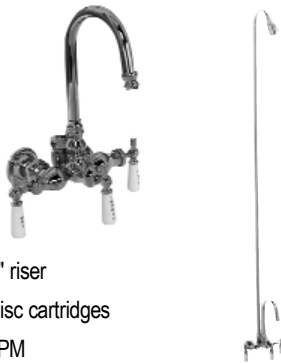
- Code gooseneck spout

Finish	Product Number	Handles	Price
<b>CP</b>	4001-PL-CP	Porcelain lever	\$273

Schedule C

Cast Iron tub use only. For acrylic tub use buy: part **#4000**  
 To be used with shower riser: part **#196R** and a shower rod.  
 To be used with double offset bath supplies: part **#5576**.

3 1/2" centers • 62" riser  
 1/4 turn ceramic disc cartridges  
 Flow rate 3.34 GPM  
 Flow rate showerhead 2.5 GPM



### Tub Filler with Diverter

- Code gooseneck spout
- Plastic shower head

Finish	Product Number	Handles	Price
<b>CP</b>	4013-PL-CP	Porcelain lever	\$338

Schedule C

Cast Iron tub use only. For acrylic tub use buy: part **#4012**  
 To be used with double offset bath supplies: part **#5576**.

3 1/2" centers  
 1/4 turn ceramic disc cartridges  
 59" hose • 60" riser  
 Flow rate 3.68 GPM  
 Flow rate handshower 2.5 GPM



### Tub Filler with Diverter and Hand Shower

- Code gooseneck spout
- Hand-held shower and cradle
- 6" wall support

Finish	Product Number	Handles	Price
<b>CP</b>	4023-PL-CP	Porcelain lever	\$730
<b>BN</b>	4023-PL-BN	Porcelain lever	\$839

Schedule C

Cast iron tub use only. For acrylic tub use buy: part **#4024**  
 Shower head not included. Requires 5518C bushing.  
 To be used with double offset bath supplies: part **#5576**.

Finish Code **BN** Brushed Nickel **CP** Polished Chrome

## Tub Fillers with Diverters for Cast Iron Tubs



3 3/8" centers • 62" riser  
 1/4 turn ceramic disc cartridges  
 Flow rate 3.34 GPM  
 Flow rate showerhead 2.5 GPM



### Tub Filler with Diverter

- Old style spigot
- Solid brass adjustable shower head

Finish	Product Number	Handles	Price
CP	4030-PL-CP	Porcelain lever	\$355

Schedule C

Cast Iron tub use only. For acrylic tub use buy: part **#4010**  
 To be used with double offset bath supplies: part **#5576**.



3 3/8" centers • 62" riser  
 1/4 turn ceramic disc cartridges  
 Flow rate 3.34 GPM  
 Flow rate showerhead 2.44 GPM



### Tub Filler with Diverter

- Old style spigot
- Sunflower shower head

Finish	Product Number	Handles	Price
CP	4031-PL-CP	Porcelain lever	\$531

Schedule C

Cast Iron tub use only. For acrylic tub use buy: part **#4011**  
 To be used with double offset bath supplies: part **#5576**.



3 3/8" centers • F 3/8" riser connection  
 1/4 turn ceramic disc cartridges  
 Flow rate 3.34 GPM

### Tub Diverter Bathcock

- Old style spigot

Finish	Product Number	Handles	Price
CP	4072-PL-CP	Porcelain lever	\$244

Schedule C

Riser cap not available.

Cast Iron tub use only. For acrylic tub use buy: part **#4073**  
 To be used with double offset bath supplies: part **#5576**.

Finish Code **CP** Polished Chrome

## Tub Fillers with Diverters for Acrylic Tubs

3 3/8" centers  
 1/4 turn ceramic disc cartridges  
 Flow rate 3.68 GPM



3 3/8" centers • 62" riser  
 1/4 turn ceramic disc cartridges  
 Flow rate 3.34 GPM  
 Flow rate showerhead 2.5 GPM



3 3/8" centers  
 59" hose • 60" riser  
 1/4 turn ceramic disc cartridges  
 Flow rate 3.68 GPM  
 Flow rate handshower 2.5 GPM



### Tub Filler with Diverter and Hand Shower

- Code gooseneck spout
- Riser cap not available
- Riser sold separately

Finish	Product Number	Handles	Price
BP	4000-PL-PB	Porcelain lever	\$280
CP	4000-PL-CP	Porcelain lever	\$271
PN	4000-PL-PN	Porcelain lever	\$390
BN	4000-PL-SN	Porcelain lever	\$362
ORB	4000-PL-ORB	Porcelain lever	\$363

Schedule C

Acrylic tub use only. For cast iron tub use buy: part **#4001**  
 To be used with shower riser: part **#196R**.  
 To be used with double offset bath supplies: part **#5576**.

### Tub Filler with Diverter

- Code gooseneck spout
- Plastic shower head

Finish	Product Number	Handles	Price
BP	4012-PL-PB	Porcelain lever	\$438
CP	4012-PL-CP	Porcelain lever	\$390

Schedule C

Acrylic tub use only. For cast iron tub use buy: part **#4013**  
 To be used with double offset bath supplies: part **#5576**.

### Tub Filler with Diverter and Hand Shower

- Code gooseneck spout
- Hand-held shower and cradle
- 6" wall support

Finish	Product Number	Handles	Price
BP	4024-PL-PB	Porcelain lever	\$697
CP	4024-PL-CP	Porcelain lever	\$629
PN	4024-PL-PN	Porcelain lever	\$956
BN	4024-PL-SN	Porcelain lever	\$851
ORB	4024-PL-ORB	Porcelain lever	\$925

Schedule C

Shower head not included. Requires 5518C bushing.  
 Acrylic tub use only. For cast iron tub use buy: part **#4023**  
 To be used with double offset bath supplies: part **#5576**.

Finish Code **BN** Brushed Nickel **BP** Polished Brass **CP** Polished Chrome **PN** Polished Nickel **ORB** Oil Rubbed Bronze

## Tub Fillers with Diverter for Acrylic Tubs



3 3/8" centers • F 3/8" riser connection  
 1/4 turn ceramic disc cartridges  
 Flow rate 3.34 GPM

### Tub Filler with Diverter

- Old style spigot
- Riser cap not available

Finish	Product Number	Handles	Price
<b>BP</b>	4073-PL-PB	Porcelain lever	\$251
<b>CP</b>	4073-PL-CP	Porcelain lever	\$244
<b>ORB</b>	4073-PL-ORB	Porcelain lever	\$338
<b>PN</b>	4073-PL-PN	Porcelain lever	\$349
<b>BN</b>	4073-PL-SN	Porcelain lever	\$338

Schedule C

To be used with shower riser: part **#196R**.

Acrylic tub use only. For cast iron tub use buy: part **#4072**

To be used with double offset bath supplies: part **#5576**.



3 3/8" centers • 62" riser  
 1/4 turn ceramic disc cartridges  
 Flow rate 3.34 GPM  
 Flow rate showerhead 2.5 GPM



### Tub Filler with Diverter

- Old style spigot
- Solid brass adjustable shower head

Finish	Product Number	Handles	Price
<b>BP</b>	4010-PL-PB	Porcelain lever	\$406
<b>CP</b>	4010-PL-CP	Porcelain lever	\$351
<b>ORB</b>	4010-PL-ORB	Porcelain lever	\$499
<b>BN</b>	4010-PL-SN	Porcelain lever	\$660

Schedule C

Acrylic tub use only. For cast iron tub use buy: part **#4030**

To be used with double offset bath supplies: part **#5576**.



3 3/8" centers • 62" riser  
 1/4 turn ceramic disc cartridges  
 Flow rate 3.34 GPM  
 Flow rate showerhead 2.44 GPM



### Tub Filler with Diverter

- Old style spigot
- Sunflower shower head

Finish	Product Number	Handles	Price
<b>BP</b>	4011-PL-PB	Porcelain lever	\$486
<b>CP</b>	4011-PL-CP	Porcelain lever	\$432
<b>ORB</b>	4011-PL-ORB	Porcelain lever	\$631
<b>PN</b>	4011-PL-PN	Porcelain lever	\$612
<b>BN</b>	4011-PL-SN	Porcelain lever	\$603

Schedule C

Acrylic tub use only. For cast iron tub use buy: part **#4031**

To be used with double offset bath supplies: part **#5576**.

## Tub Wall-Mounted Fillers



3 1/2" centers • Compression stems  
Flow rate 3.84 GPM

### Tub Wall-Mounted Filler

- Ceramic "hot" and "cold" buttons

Finish	Product Number	Handles	Price
<b>BP</b>	4050-MC-PB	Metal cross	\$132
<b>CP</b>	4050-MC-CP	Metal cross	\$127
<b>PN</b>	4050-MC-PN	Metal cross	\$175
<b>BN</b>	4050-MC-SN	Metal cross	\$165

Schedule C

To be used with double offset bath supplies: part **#5576**.



3 1/2" centers  
1/4 turn ceramic disc cartridges  
Flow rate 3.6 GPM

### Tub Wall-Mounted Filler

Finish	Product Number	Handles	Price
<b>BP</b>	4051-PL-PB	Porcelain lever	\$197
<b>CP</b>	4051-PL-CP	Porcelain lever	\$197

Schedule C

To be used with double offset bath supplies: part **#5576**.



3 1/2" centers  
1/4 turn ceramic disc cartridges  
Flow rate 3.6 GPM

### Tub Wall-Mounted Filler

- Code gooseneck spout

Finish	Product Number	Handles	Price
<b>BP</b>	4052-PL-PB	Porcelain lever	\$274
<b>CP</b>	4052-PL-CP	Porcelain lever	\$197
<b>PN</b>	4052-PL-PN	Porcelain lever	\$334
<b>BN</b>	4052-PL-SN	Porcelain lever	\$309

Schedule C

To be used with double offset bath supplies: part **#5576**.

Finish Code **BN** Brushed Nickel **BP** Polished Brass **CP** Polished Chrome **PN** Polished Nickel

## Tub Wall-Mounted Fillers with Diverter

3 3/8" centers • 1/4 turn  
Flow rate 3.6 GPM



### Tub Wall-Mounted Filler

- Gooseneck Spout

Finish	Product Number	Handles	Price
<b>BN</b>	4035-ML-BN	Metal Lever	\$455
<b>CP</b>	4035-ML-CP	Metal Lever	\$396
<b>ORB</b>	4035-ML-ORB	Metal Lever	\$468
<b>PB</b>	4035-ML-PB	Metal Lever	\$421
<b>PN</b>	4035-ML-PN	Metal Lever	\$479

Schedule C

To be used with double offset bath supplies: part #5576.

3 3/8" centers • 62" riser  
6" wall support  
Flow rate 4 GPM  
Flow rate showerhead 2.5 GPM



### Washerless Diverter Bathcock

- 195-S spout included
- Plastic shower head
- Compression operation

Finish	Product Number	Handles	Price
<b>BN</b>	4195-BN	Metal lever	\$274
<b>CP</b>	4195-CP	Metal lever	\$179
<b>ORB</b>	4195-ORB	Metal lever	\$293
<b>PB</b>	4195-PB	Metal lever	\$284
<b>PN</b>	4195-PN	Metal lever	\$278

Schedule C

To be used with double offset bath supplies: part #5576.

3 3/8" centers • 1/4 turn  
Flow rate 4 GPM



### Tub Convertor Shower Spout with Handles (F 3/8" Connection)

<b>BN</b>	195-S-BN	Metal lever	\$144
<b>CP</b>	195-S-CP	Metal lever	\$ 78
<b>ORB</b>	195-S-ORB	Metal lever	\$144
<b>PB</b>	195-S-PB	Metal lever	\$125
<b>PN</b>	195-S-PN	Metal lever	\$159

Schedule C

### Tub Convertor Shower Spout with Handles (M 1/2" Connection)

<b>CP</b>	205-S-CP	Metal lever	\$ 78
-----------	----------	-------------	-------

Schedule C

To be used with double offset bath supplies: part #5576.

## Tub Wall-Mounted Fillers with Diverter



50" riser

### Converto Shower for Built-in Tub, No Handles

- Over rim diverter spout included
- Plastic shower head

Finish	Product Number	Price
<b>BP</b>	4185-PB	\$178
<b>CP</b>	4185-CP	\$161

Schedule C

#### Built-in Tub Converto Shower Spout Only

<b>BP</b>	185-S-PB	\$ 72
<b>CP</b>	185-S-CP	\$ 39

Schedule C



3 $\frac{3}{8}$ " centers •  $\frac{1}{4}$  turn

56" riser • 6" wall supports

Flow rate 4 GPM

Flow rate showerhead 2.5 GPM



### Tub Filler with Diverter

- Code spout included
- Shower head included

Finish	Product Number	Handles	Price
<b>BN</b>	4199-BN	Metal lever	\$308
<b>BP</b>	4199-PB	Plastic lever	\$323
<b>CP</b>	4199-CP	Metal lever	\$239
<b>ORB</b>	4199-ORB	Metal lever	\$327
<b>PN</b>	4199-PN	Metal lever	\$310

Schedule C

To be used with double offset bath supplies: part #5576.

#### Converto Shower Code Spout with Handles

<b>BN</b>	191-S-BN	Metal lever	\$217
<b>BP</b>	191-S-PB	Plastic lever	\$220
<b>CP</b>	191-S-CP	Metal lever	\$142
<b>ORB</b>	191-S-ORB	Metal lever	\$217
<b>PN</b>	191-S-PN	Metal lever	\$234

Schedule C

Acrylic tub or cast iron tub use.

Finish Code **BN** Brushed Nickel **BP** Polished Brass **CP** Polished Chrome **PN** Polished Nickel **ORB** Oil Rubbed Bronze

## Tub Wall-Mounted Fillers with Diverters and Hand-Held Showers

3 3/8" centers • 1/4 turn  
 59" hose and wall bracket  
 Flow rate 4 GPM  
 Flow rate handshower 2.5 GPM



### Tub Wall-Mounted Filler with Hand-Held Shower

- Washerless diverter bathcock
- 5 Function hand shower
- Pin wall bracket included

Finish	Product Number	Handles	Price
<b>CP</b>	4205-CP	Metal lever	\$246

Schedule C

To be used with double offset bath supplies: part #5576.

Compression stems • Spout length is 4"  
 Adjustable swivel mounts from 3" to 12"  
 Flow rate 2.4 GPM



### Tub Wall-Mounted Filler with Hand-Held Shower

- Elephant spout
- Hand-held shower and cradle

Finish	Product Number	Handles	Price
<b>ORB</b>	4202-MC-ORB	Metal cross	\$578

Schedule C

To be used with double offset bath supplies: part #5576.

3 3/8" centers • 1/4 turn  
 59" hose  
 Flow rate 3.7 GPM  
 Flow rate handshower 2.5 GPM



### Tub Wall-Mounted Filler with Hand-Held Shower

- Elephant Spout
- Hand-held shower and cradle

Finish	Product Number	Handles	Price
<b>CP</b>	4020-PL-CP	Porcelain Lever	\$555

Schedule C

To be used with double offset bath supplies: part #5576.

Finish Code **CP** Polished Chrome **ORB** Oil Rubbed Bronze

## Tub Wall-Mounted Fillers with Diverters and Hand-Held Showers



3 3/8" centers • 59" hose  
 1/4 turn ceramic disc cartridges  
 Flow rate 3.68 GPM  
 Flow rate handshower 2.5 GPM

### Tub Wall-Mounted Filler with Hand Shower

- Code gooseneck spout
- Hand-held shower and cradle

Finish	Product Number	Handles	Price
BP	4022-PL-PB	Porcelain lever	\$432
CP	4022-PL-CP	Porcelain lever	\$416
PN	4022-PL-PN	Porcelain lever	\$604
BN	4022-PL-SN	Porcelain lever	\$554
ORB	4022-PL-ORB	Porcelain lever	\$554

Schedule C

To be used with double offset bath supplies: part **#5576**.  
 Can be used with rigid, freestanding bath supplies: part **#4502**.



3 3/8" centers • 59" hose  
 1/4 turn ceramic disc cartridges  
 Flow rate 3.68 GPM  
 Flow rate handshower 2.5 GPM

### Tub Wall-Mounted Filler with Hand Shower

- Old style spigot
- Hand-held shower and cradle

Finish	Product Number	Handles	Price
BP	4025-PL-PB	Porcelain lever	\$499
CP	4025-PL-CP	Porcelain lever	\$414
PN	4025-PL-PN	Porcelain lever	\$655
BN	4025-PL-SN	Porcelain lever	\$599
ORB	4025-PL-ORB	Porcelain lever	\$645

Schedule C

To be used with double offset bath supplies: part **#5576**.  
 Can be used with rigid, freestanding bath supplies: part **#4502**.

Finish Code **BN** Brushed Nickel **BP** Polished Brass **CP** Polished Chrome **PN** Polished Nickel **ORB** Oil Rubbed Bronze

## Tub Wall-Mounted Fillers with Diverter and Hand-Held Showers



6" centers • ¼ turn ceramic disc cartridges

Flow rate 6.9 GPM @ 45 psi

Flow rate handshower .83 GPM @ 45 psi

### Wall-Mounted Filler with Diverter and Hand Shower

- Elephant spout
- Hand-held shower and cradle
- Includes couplers

Finish	Product Number	Handles	Price
<b>CP</b>	4610-MC-CP	Metal cross	\$461
<b>BN</b>	4610-MC-BN	Metal cross	\$558
<b>ORB</b>	4610-MC-ORB	Metal cross	\$599

Schedule C

To be mounted on bathroom wall.

Vacuum breaker for hand shower sold separately: part #7999.



8" centers • ¼ turn ceramic disc cartridges

Flow rate 7.4 GPM @ 45 psi

Flow rate handshower .83 GPM @ 45 psi

### Wall-Mounted Filler with Diverter and Hand Shower

- Elephant spout
- Hand-held shower and cradle
- Includes couplers

Finish	Product Number	Handles	Price
<b>CP</b>	4614-MC-CP	Metal cross	\$484
<b>BN</b>	4614-MC-BN	Metal cross	\$618
<b>ORB</b>	4614-MC-ORB	Metal cross	\$658

Schedule C

To be mounted on bathroom wall.

Vacuum breaker for hand shower sold separately: part #7999.

## Tub Wall-Mounted Fillers with Diverter and Hand-Held Showers



7" centers • ¼ turn ceramic disc cartridges  
 Flow rate 7.05 GPM @ 80 psi  
 Flow rate handshower 1.6 GPM

### Tub Wall-Mounted Filler with Diverter and Hand Shower

- Elephant spout
- Hand-held shower and cradle
- Includes couplers

Finish	Product Number	Handles	Price
<b>CP</b>	7020-MC-CP	Metal cross	\$ 839
<b>BN</b>	7020-MC-BN	Metal cross	\$ 966
<b>ORB</b>	7020-MC-ORB	Metal cross	\$1,059
<b>PB</b>	7020-MC-PB	Metal cross	\$1,059
<b>PN</b>	7020-MC-PN	Metal cross	\$ 966

Schedule C

To be used with double offset bath supplies: part #5576.  
 Vacuum breaker for hand shower sold separately: part #7999.

### Tub Wall-Mounted Filler with Diverter and Hand Shower

- Gooseneck spout
- Includes swing arm couplers

Finish	Product Number	Handles	Price
<b>CP</b>	7082-MC-CP	Metal cross	\$ 783
<b>BN</b>	7082-MC-BN	Metal cross	\$ 891
<b>ORB</b>	7082-MC-ORB	Metal cross	\$ 988
<b>PN</b>	7082-MC-PN	Metal cross	\$ 891

Schedule C

To be used with double offset bath supplies: part #5576.  
 Vacuum breaker for hand shower sold separately: part #7999.



3½" - 9" variable centers  
 Flow rate 7.5 GPM @ 80 psi  
 Flow rate handshower 2.5 GPM

### Tub Wall-Mounted Filler with Diverter and Hand Shower

- Gooseneck spout
- Includes couplers

Finish	Product Number	Handles	Price
<b>CP</b>	7088-ML-CP	Metal lever	\$ 689
<b>BN</b>	7088-ML-BN	Metal lever	\$ 808
<b>ORB</b>	7088-ML-ORB	Metal lever	\$ 879
<b>PN</b>	7088-ML-PN	Metal lever	\$ 808

Schedule C

To be used with double offset bath supplies: part #5576.  
 Vacuum breaker for hand shower sold separately: part #7999.



7" centers  
 Flow rate 7.25 GPM @ 80 psi  
 Flow rate handshower 1.6 GPM

Finish Code **BN** Brushed Nickel **CP** Polished Chrome **ORB** Oil Rubbed Bronze **PB** Polished Brass **PN** Polished Nickel

## Tub Wall-Mounted Fillers with Diverters and Hand-Held Showers



¼ turn ceramic disc cartridges • Spout length is 5¾"  
 Adjustable swivel mounts from 3" to 12"  
 Flow rate 3.7 GPM  
 Flow rate handshower 2.5 GPM

### Tub Wall-Mounted Filler with Hand-Held Shower

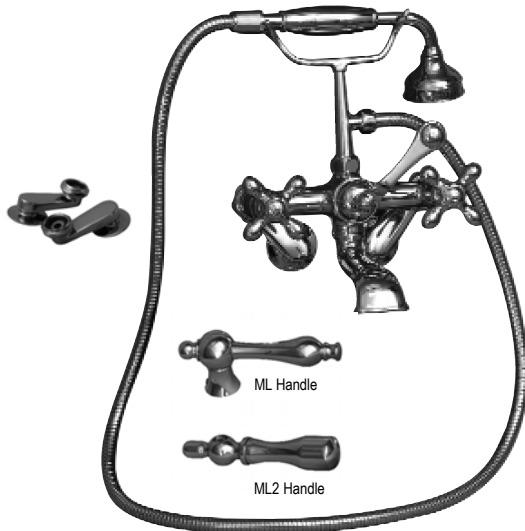
- Elephant spout
- Hand-held shower and cradle

Finish	Product Number	Handles	Price
BP	4602-PL-PB	Porcelain lever	\$759
CP	4602-PL-CP	Porcelain lever	\$680
PN	4602-PL-PN	Porcelain lever	\$920
BN	4602-PL-SN	Porcelain lever	\$816
MB	4602-PL-MB	Porcelain lever	\$929
ORB	4602-PL-ORB	Porcelain lever	\$938
BP	4602-MC-PB	Metal cross	\$759
CP	4602-MC-CP	Metal cross	\$680
PN	4602-MC-PN	Metal cross	\$920
BN	4602-MC-SN	Metal cross	\$816
MB	4602-MC-MB	Metal cross	\$929
ORB	4602-MC-ORB	Metal cross	\$938

Schedule C

To be used with double offset bath supplies: part **#5576**.  
 Remove adjustable swivel mounts to use with rigid, freestanding bath supplies: part **#4502**.

## Tub Wall-Mounted Fillers with Diverters and Hand-Held Showers



¼ turn ceramic disc cartridges • Spout length is 5¾"  
 Adjustable swivel mounts from 3" to 12"  
 Flow rate 3.7 GPM  
 Flow rate handshower 2.5 GPM

### Tub Wall-Mounted Filler with Hand-Held Shower

- Elephant spout
- All metal hand-held shower and cradle

Finish	Product Number	Handles	Price
BP	4604-ML-PB	Metal lever	\$ 881
CP	4604-ML-CP	Metal lever	\$ 782
PN	4604-ML-PN	Metal lever	\$1,061
BN	4604-ML-BN	Metal lever	\$ 945
MB	4604-ML-MB	Metal lever	\$1,066
ORB	4604-ML-ORB	Metal lever	\$1,070
BP	4604-ML2-PB	Metal lever 2	\$ 881
CP	4604-ML2-CP	Metal lever 2	\$ 782
PN	4604-ML2-PN	Metal lever 2	\$1,061
BN	4604-ML2-BN	Metal lever 2	\$ 945
MB	4604-ML2-MB	Metal lever 2	\$1,066
ORB	4604-ML2-ORB	Metal lever 2	\$1,070
BP	4604-MC-PB	Metal cross	\$ 881
CP	4604-MC-CP	Metal cross	\$ 782
PN	4604-MC-PN	Metal cross	\$1,061
BN	4604-MC-BN	Metal cross	\$ 945
MB	4604-MC-MB	Metal cross	\$1,066
ORB	4604-MC-ORB	Metal cross	\$1,070

Schedule C

To be used with double offset bath supplies: part **#5576**.

Remove adjustable swivel mounts to use with rigid, freestanding bath supplies: part **#4502**.

Finish Code **BN** Brushed Nickel **BP** Polished Brass **CP** Polished Chrome **MB** Matte Black **ORB** Oil Rubbed Bronze **PN** Polished Nickel

## Tub Wall-Mounted Fillers with Diverters and Hand-Held Showers



¼ turn ceramic disc cartridges • Spout length is 4½"  
Adjustable swivel mounts from 3½" to 9"  
Flow rate 4.6 GPM  
Flow rate handshower 2.5 GPM

### Tub Wall-Mounted Filler with Hand-Held Shower

- Elephant spout
- Hand-held shower and cradle

Finish	Product Number	Handles	Price
BP	4802-PL-PB	Porcelain lever	\$704
CP	4802-PL-CP	Porcelain lever	\$546
PN	4802-PL-PN	Porcelain lever	\$730
BN	4802-PL-BN	Porcelain lever	\$677
ORB	4802-PL-ORB	Porcelain lever	\$731
BP	4802-MC-PB	Metal cross	\$704
CP	4802-MC-CP	Metal cross	\$546
PN	4802-MC-PN	Metal cross	\$730
BN	4802-MC-BN	Metal cross	\$677
ORB	4802-MC-ORB	Metal cross	\$731

Schedule C

To be used with double offset bath supplies: part #5576.

Remove adjustable swivel mounts to use with rigid, freestanding bath supplies: part #4502.

### Tub Wall-Mounted Filler with Hand-Held Shower

- Elephant spout
- All metal hand-held shower and cradle



¼ turn ceramic disc cartridges • Spout length is 4½"  
Adjustable swivel mounts from 3½" to 9"  
Flow rate 4.6 GPM  
Flow rate handshower 2.5 GPM

Finish	Product Number	Handles	Price
BP	4804-ML-PB	Metal lever	\$707
CP	4804-ML-CP	Metal lever	\$567
PN	4804-ML-PN	Metal lever	\$736
BN	4804-ML-BN	Metal lever	\$680
ORB	4804-ML-ORB	Metal lever	\$733
BP	4804-ML2-PB	Metal lever 2	\$707
CP	4804-ML2-CP	Metal lever 2	\$567
PN	4804-ML2-PN	Metal lever 2	\$736
BN	4804-ML2-BN	Metal lever 2	\$680
ORB	4804-ML2-ORB	Metal lever 2	\$733
BP	4804-MC-PB	Metal cross	\$707
CP	4804-MC-CP	Metal cross	\$567
PN	4804-MC-PN	Metal cross	\$736
BN	4804-MC-BN	Metal cross	\$680
ORB	4804-MC-ORB	Metal cross	\$733

Schedule C

To be used with double offset bath supplies: part #5576.

Remove adjustable swivel mounts to use with rigid, freestanding bath supplies: part #4502.

Finish Code **BN** Brushed Nickel **BP** Polished Brass **CP** Polished Chrome **ORB** Oil Rubbed Bronze **PN** Polished Nickel

## Tub Rim-Mounted Fillers with Diverters and Hand-Held Showers



7" centers • Compression stems • Spout length is 4"  
Flow rate 2.4 GPM

### Tub Rim-Mounted Filler with Hand-Held Shower

- Elephant spout
- Hand-held shower and cradle

Finish	Product Number	Handles	Price
<b>ORB</b>	4201-MC-ORB	Metal cross	\$594
<b>PN</b>	4201-MC-PN	Metal cross	\$661

Schedule C

To be used with straight bath supplies: part #5577.  
5/8" offset elbow mounts included.

### Tub Rim-Mounted Filler with Hand-Held Shower

- Elephant spout
- Hand-held shower and cradle
- Deck mount couplers



7" centers • 1/4 turn ceramic disc cartridges  
Flow rate 7.07 GPM @ 80 psi  
Flow rate handshower 1.6 GPM


Finish	Product Number	Handles	Price
<b>CP</b>	7601-ML-CP	Metal lever	\$ 800
<b>BN</b>	7601-ML-BN	Metal lever	\$ 904
<b>ORB</b>	7601-ML-ORB	Metal lever	\$ 994
<b>PB</b>	7601-ML-PB	Metal lever	\$ 994
<b>PN</b>	7601-ML-PN	Metal lever	\$ 904

Schedule C

To be used with straight bath supplies: part #5577.  
Vacuum breaker for hand shower sold separately: part #7999.

Finish Code **BN** Brushed Nickel **CP** Polished Chrome **ORB** Oil Rubbed Bronze **PB** Polished Brass **PN** Polished Nickel

## Tub Rim-Mounted Fillers with Diverters and Hand-Held Showers



7" centers • ¼ turn ceramic disc cartridges

Flow rate 7.07 GPM @ 80 psi

Flow rate handshower 1.6 GPM

### Tub Rim-Mounted Filler with Hand-Held Shower

- Elephant spout
- Deck mount couplers
- Hand-held shower and cradle

Finish	Product Number	Handles	Price
<b>CP</b>	7601-MC-CP	Metal cross	\$ 861
<b>BN</b>	7601-MC-BN	Metal cross	\$ 980
<b>ORB</b>	7601-MC-ORB	Metal cross	\$1,130
<b>PB</b>	7601-MC-PB	Metal cross	\$1,130
<b>PN</b>	7601-MC-PN	Metal cross	\$ 980

Schedule C

To be used with straight bath supplies: part #5577.

Vacuum breaker for hand shower sold separately: part #7999.



7" centers • Spout length is 5½"

¼ turn ceramic disc cartridges • 59" hose

Flow rate 3.7 GPM

Flow rate handshower 2.5 GPM

### Tub Rim-Mounted Filler with Hand-Held Shower

- Elephant spout
- Deck mount couplers
- Handshower with cradle
- 6" elbows

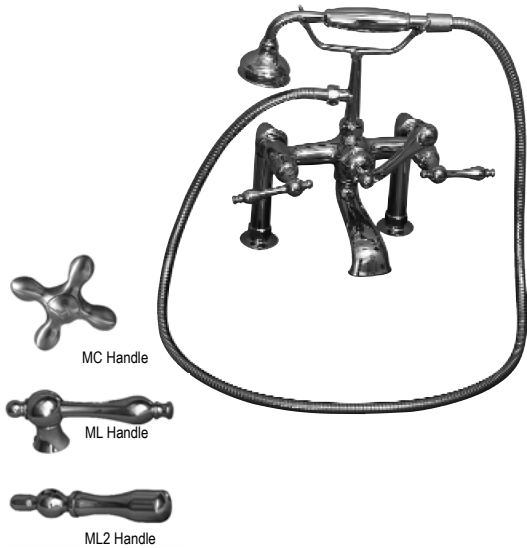
Finish	Product Number	Handles	Price
<b>BP</b>	4601-PL-PB	Porcelain lever	\$786
<b>CP</b>	4601-PL-CP	Porcelain lever	\$694
<b>PN</b>	4601-PL-PN	Porcelain lever	\$955
<b>BN</b>	4601-PL-SN	Porcelain lever	\$838
<b>MB</b>	4601-PL-MB	Porcelain lever	\$949
<b>ORB</b>	4601-PL-ORB	Porcelain lever	\$955
<b>BP</b>	4601-MC-PB	Metal cross	\$786
<b>CP</b>	4601-MC-CP	Metal cross	\$694
<b>PN</b>	4601-MC-PN	Metal cross	\$955
<b>BN</b>	4601-MC-SN	Metal cross	\$838
<b>MB</b>	4601-MC-MB	Metal cross	\$949
<b>ORB</b>	4601-MC-ORB	Metal cross	\$955

Schedule C

To be used with straight bath supplies: part #5577.

Finish Code **BN** Brushed Nickel **BP** Polished Brass **CP** Polished Chrome **MB** Matte Black **ORB** Oil Rubbed Bronze **PN** Polished Nickel

## Tub Rim-Mounted Fillers with Diverters and Hand-Held Showers



7" centers • Spout length is 5½"  
 ¼ turn ceramic disc cartridges • 59" hose  
 Flow rate 3.7 GPM  
 Flow rate handshower 2.5 GPM

### Tub Rim-Mounted Filler with Hand-Held Shower

- Elephant spout
- All metal hand-held shower and cradle
- 6" elbows

Finish	Product Number	Handles	Price
<b>BP</b>	4603-ML-PB	Metal lever	\$ 907
<b>CP</b>	4603-ML-CP	Metal lever	\$ 797
<b>PN</b>	4603-ML-PN	Metal lever	\$1,097
<b>BN</b>	4603-ML-BN	Metal lever	\$ 967
<b>MB</b>	4603-ML-MB	Metal lever	\$1,086
<b>ORB</b>	4603-ML-ORB	Metal lever	\$1,086
<b>BP</b>	4603-ML2-PB	Metal lever 2	\$ 907
<b>CP</b>	4603-ML2-CP	Metal lever 2	\$ 797
<b>PN</b>	4603-ML2-PN	Metal lever 2	\$1,097
<b>BN</b>	4603-ML2-BN	Metal lever 2	\$ 967
<b>MB</b>	4603-ML2-MB	Metal lever 2	\$1,086
<b>ORB</b>	4603-ML2-ORB	Metal lever 2	\$1,086
<b>BP</b>	4603-MC-PB	Metal cross	\$ 907
<b>CP</b>	4603-MC-CP	Metal cross	\$ 797
<b>PN</b>	4603-MC-PN	Metal cross	\$1,097
<b>BN</b>	4603-MC-BN	Metal cross	\$ 967
<b>MB</b>	4603-MC-MB	Metal cross	\$1,086
<b>ORB</b>	4603-MC-ORB	Metal cross	\$1,086

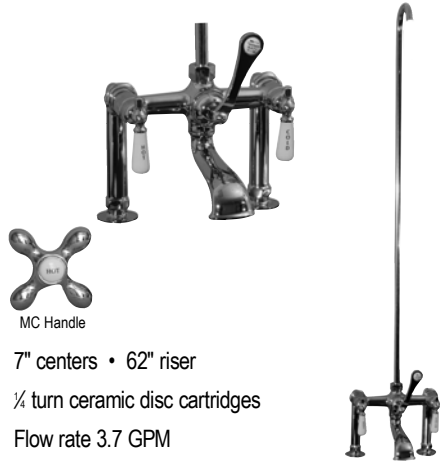
Schedule C

To be used with straight bath supplies: part #5577.

## Tub Rim-Mounted Fillers with Diverters and Hand-Held Showers

### Tub Rim-Mounted Filler with Diverter and Riser

- Elephant spout
- 6" elbows



Finish	Product Number	Handles	Price
BP	4045-PL-PB	Porcelain lever	\$ 860
CP	4045-PL-CP	Porcelain lever	\$ 732
BN	4045-PL-BN	Porcelain lever	\$ 912
PN	4045-PL-PN	Porcelain lever	\$1,026
MB	4045-PL-MB	Porcelain lever	\$1,023
ORB	4045-PL-ORB	Porcelain lever	\$1,064
BP	4045-MC-PB	Metal cross	\$ 860
CP	4045-MC-CP	Metal cross	\$ 732
BN	4045-MC-BN	Metal cross	\$ 912
PN	4045-MC-PN	Metal cross	\$1,026
MB	4045-MC-MB	Metal cross	\$1,023
ORB	4045-MC-ORB	Metal cross	\$1,064

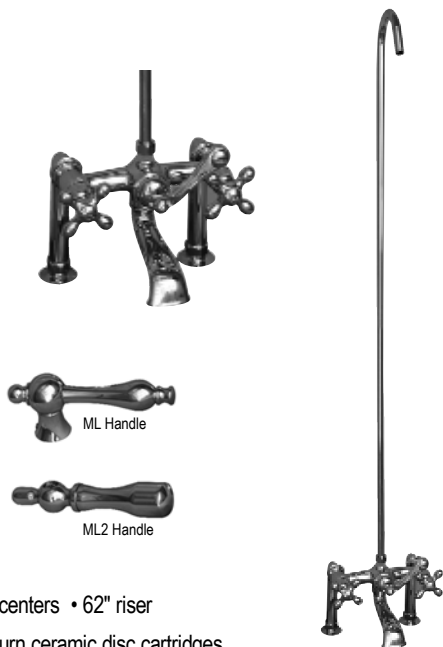
Schedule C

For deck mounting on acrylic or cast iron tubs. Requires wall supports: part **#4195WS**  
 Shower head not included. To be used with straight bath supplies: part **#5577**.

## Tub Rim-Mounted Fillers with Diverters and Risers

### Tub Rim-Mounted Filler with Diverter and Riser

- Elephant spout
- All metal hand-held shower and cradle



7" centers • 62" riser  
 ¼ turn ceramic disc cartridges  
 Flow rate 3.7 GPM

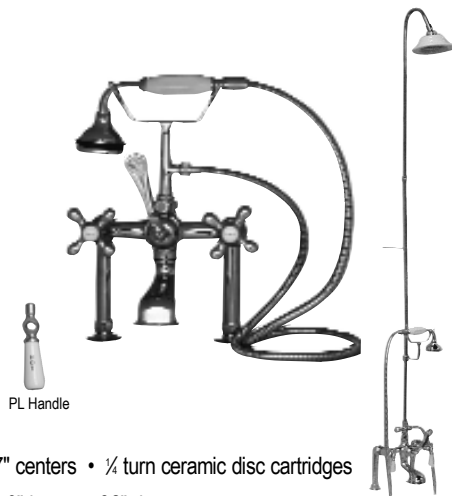
Finish	Product Number	Handles	Price
BP	4046-ML-PB	Metal lever	\$ 931
CP	4046-ML-CP	Metal lever	\$ 795
PN	4046-ML-PN	Metal lever	\$1,105
BN	4046-ML-BN	Metal lever	\$ 983
MB	4046-ML-MB	Metal lever	\$1,098
ORB	4046-ML-ORB	Metal lever	\$1,106
BP	4046-ML2-PB	Metal lever 2	\$ 931
CP	4046-ML2-CP	Metal lever 2	\$ 795
PN	4046-ML2-PN	Metal lever 2	\$1,105
BN	4046-ML2-BN	Metal lever 2	\$ 983
MB	4046-ML2-MB	Metal lever 2	\$1,098
ORB	4046-ML2-ORB	Metal lever 2	\$1,106
BP	4046-MC-PB	Metal cross	\$ 931
CP	4046-MC-CP	Metal cross	\$ 795
PN	4046-MC-PN	Metal cross	\$1,105
BN	4046-MC-BN	Metal cross	\$ 983
MB	4046-MC-MB	Metal cross	\$1,098
ORB	4046-MC-ORB	Metal cross	\$1,106

Schedule C

For deck mounting on acrylic or cast iron tubs. Requires wall supports: part **#4195WS**  
 Shower head not included. To be used with straight bath supplies: part **#5577**.

Finish Code **BN** Brushed Nickel **BP** Polished Brass **CP** Polished Chrome **MB** Matte Black **ORB** Oil Rubbed Bronze **PN** Polished Nickel

## Tub Rim-Mounted Fillers with Diverters and Hand-Held Showers



7" centers • ¼ turn ceramic disc cartridges  
 59" hose • 62" riser  
 Flow rate 3.7 GPM  
 Flow rate handshower 2.5 GPM  
 Flow rate showerhead 2.44 GPM

### Tub Filler with Diverter, Hand-Held Shower and Riser

- Elephant spout
- Hand-held shower and cradle
- 6" elbows and wall support
- Sunflower shower head

Finish	Product Number	Handles	Price
<b>BP</b>	4062-PL-PB	Porcelain lever	\$1,536
<b>CP</b>	4062-PL-CP	Porcelain lever	\$1,125
<b>BN</b>	4062-PL-BN	Porcelain lever	\$1,372
<b>PN</b>	4062-PL-PN	Porcelain lever	\$1,583
<b>MB</b>	4062-PL-MB	Porcelain lever	\$1,612
<b>ORB</b>	4062-PL-ORB	Porcelain lever	\$1,510
<b>BP</b>	4062-MC-PB	Metal cross	\$1,536
<b>CP</b>	4062-MC-CP	Metal cross	\$1,125
<b>BN</b>	4062-MC-BN	Metal cross	\$1,372
<b>PN</b>	4062-MC-PN	Metal cross	\$1,583
<b>MB</b>	4062-MC-MB	Metal cross	\$1,612
<b>ORB</b>	4062-MC-ORB	Metal cross	\$1,510

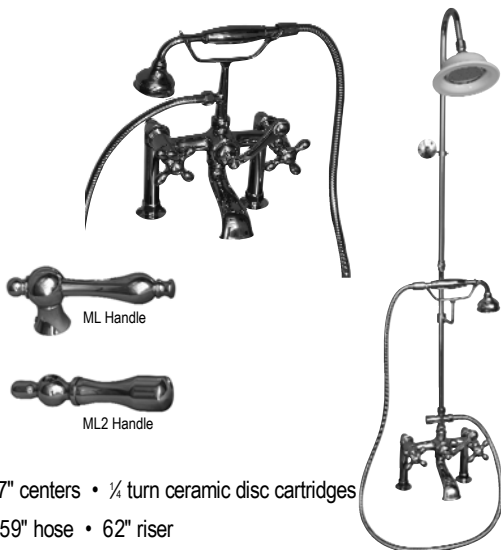
Schedule C

For deck mounting on acrylic or cast iron tubs. To be used with straight bath supplies: part **5577**.

## Tub Rim-Mounted Fillers with Diverters and Risers

### Tub Filler with Diverter, Hand-Held Shower and Riser

- Elephant spout
- All metal hand-held shower and cradle
- 6" elbows and wall support
- Sunflower shower head



7" centers • ¼ turn ceramic disc cartridges

59" hose • 62" riser

Flow rate 3.7 GPM

Flow rate handshower 2.5 GPM

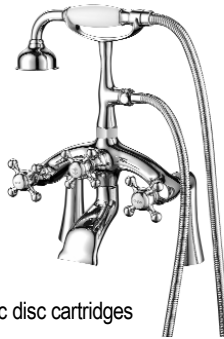
Flow rate showerhead 2.44 GPM

Finish	Product Number	Handles	Price
<b>BP</b>	4064-ML-PB	Metal lever	\$1,682
<b>CP</b>	4064-ML-CP	Metal lever	\$1,252
<b>PN</b>	4064-ML-PN	Metal lever	\$1,756
<b>BN</b>	4064-ML-BN	Metal lever	\$1,527
<b>MB</b>	4064-ML-MB	Metal lever	\$1,777
<b>ORB</b>	4064-ML-ORB	Metal lever	\$1,666
<b>BP</b>	4064-ML2-PB	Metal lever 2	\$1,682
<b>CP</b>	4064-ML2-CP	Metal lever 2	\$1,252
<b>PN</b>	4064-ML2-PN	Metal lever 2	\$1,756
<b>BN</b>	4064-ML2-BN	Metal lever 2	\$1,527
<b>MB</b>	4064-ML2-MB	Metal lever 2	\$1,777
<b>ORB</b>	4064-ML2-ORB	Metal lever 2	\$1,666
<b>BP</b>	4064-MC-PB	Metal cross	\$1,682
<b>CP</b>	4064-MC-CP	Metal cross	\$1,252
<b>PN</b>	4064-MC-PN	Metal cross	\$1,756
<b>BN</b>	4064-MC-BN	Metal cross	\$1,527
<b>MB</b>	4064-MC-MB	Metal cross	\$1,777
<b>ORB</b>	4064-MC-ORB	Metal cross	\$1,666

Schedule C

For deck mounting on acrylic or cast iron tubs. To be used with straight bath supplies: part **5577**.

## Tub Rim-Mounted Fillers with Diverters and Hand-Held Showers



8" centers • ¼ turn ceramic disc cartridges

Flow rate 7.4 GPM @ 45 psi

Flow rate handshower .83 GPM @ 45 psi

### Tub Rim-Mounted Filler with Diverter and Hand Shower

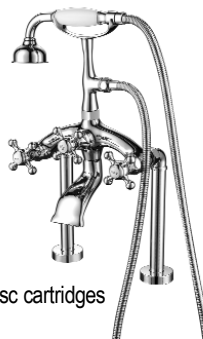
- Elephant spout
- Hand-held shower and cradle
- Includes elbows

Finish	Product Number	Handles	Price
<b>CP</b>	4612-MC-CP	Metal cross	\$ 540
<b>BN</b>	4612-MC-BN	Metal cross	\$ 691
<b>ORB</b>	4612-MC-ORB	Metal cross	\$ 733

Schedule C

To be used with straight bath supplies: part #5577.

Vacuum breaker for hand shower sold separately: part #7999.



8" centers • ¼ turn ceramic disc cartridges

Flow rate 7.4 GPM @ 45 psi

Flow rate handshower .83 GPM @ 45 psi

### Tub Rim-Mounted Filler with Diverter and Hand Shower

- Elephant spout
- Hand-held shower and cradle
- Includes elbows

Finish	Product Number	Handles	Price
<b>CP</b>	4613-MC-CP	Metal cross	\$ 487
<b>BN</b>	4613-MC-BN	Metal cross	\$ 635
<b>ORB</b>	4613-MC-ORB	Metal cross	\$ 677

Schedule C

To be used with straight bath supplies: part #5577.

Vacuum breaker for hand shower sold separately: part #7999.

## Tub Rim-Mounted Fillers with Diverter and Hand-Held Showers



6" centers • ¼ turn ceramic disc cartridges

Flow rate 6.9 GPM @ 45 psi

Flow rate handshower .83 GPM @ 45 psi

### Tub Rim-Mounted Filler with Diverter and Hand Shower

- Elephant spout
- Hand-held shower and cradle
- Includes elbows

Finish	Product Number	Handles	Price
<b>CP</b>	4608-MC-CP	Metal cross	\$ 517
<b>BN</b>	4608-MC-BN	Metal cross	\$ 632
<b>ORB</b>	4608-MC-ORB	Metal cross	\$ 674

Schedule C

To be used with straight bath supplies: part **#5577**.

Vacuum breaker for hand shower sold separately: part **#7999**.



6" centers • ¼ turn ceramic disc cartridges

Flow rate 6.9 GPM @ 45 psi

Flow rate handshower .83 GPM @ 45 psi

### Tub Rim-Mounted Filler with Diverter and Hand Shower

- Elephant spout
- Hand-held shower and cradle
- Includes elbows

Finish	Product Number	Handles	Price
<b>CP</b>	4609-MC-CP	Metal cross	\$ 463
<b>BN</b>	4609-MC-BN	Metal cross	\$ 576
<b>ORB</b>	4609-MC-ORB	Metal cross	\$ 618

Schedule C

To be used with straight bath supplies: part **#5577**.

Vacuum breaker for hand shower sold separately: part **#7999**.

Finish Code **BN** Brushed Nickel **CP** Polished Chrome **ORB** Oil Rubbed Bronze

## Freestanding Tub Fillers with Hand-held Showers



46" high • 55" hand shower hose  
 Spout reach is 8<sup>5</sup>/<sub>8</sub>"  
 1/2" NPT connection under floor  
 Flow rate 6 GPM  
 Flow rate handshower 2.5 GPM

### Belmore Freestanding Tub Filler

- Gooseneck spout
- Includes flexible supplies
- Includes rough-in valve

Finish	Product Number	Finish	Price
CP	7901-CP	Polished chrome	\$ 860
BN	7901-BN	Brushed nickel	\$1,077

Schedule C

Vacuum breaker for hand shower sold separately: part #7999.  
 Includes optional regulator to reduce handshower flow to 2.0 GPM



45<sup>1</sup>/<sub>2</sub>" high • 55" hand shower hose  
 Spout reach is 15"  
 1/2" NPT connection under floor  
 Flow rate 6 GPM  
 Flow rate handshower 2.5 GPM

### Bianca Freestanding Tub Filler

- Gooseneck spout
- Includes flexible supplies
- Includes rough-in valve

Finish	Product Number	Finish	Price
CP	7902-CP	Polished chrome	\$ 892
BN	7902-BN	Brushed nickel	\$1,108

Schedule C

Vacuum breaker for hand shower sold separately: part #7999.

## Freestanding Tub Fillers with Hand-held Showers

45½" high • 55" hand shower hose  
 Spout reach is 15"  
 ½" NPT connection under floor  
 Flow rate 6 GPM  
 Flow rate handshower 2.5 GPM



### Branson Freestanding Thermostatic Tub Filler

- Gooseneck spout
- Includes flexible supplies
- Thermostatic control
- Includes rough-in valve

Finish	Product Number	Finish	Price
CP	7912-CP	Polished chrome	\$ 937
BN	7912-BN	Brushed nickel	\$1,153

Schedule C

Vacuum breaker for hand shower sold separately: part #7999.

45½" high • 55" hand shower hose  
 Spout reach is 8½"  
 ½" NPT connection under floor  
 Flow rate 6 GPM  
 Flow rate handshower 2.5 GPM



### Burney Freestanding Thermostatic Tub Filler

- Gooseneck spout
- Includes flexible supplies
- Thermostatic control
- Includes rough-in valve

Finish	Product Number	Finish	Price
CP	7913-CP	Polished chrome	\$ 905
BN	7913-BN	Brushed nickel	\$1,122

Schedule C

Vacuum breaker for hand shower sold separately: part #7999.

Finish Code **BN** Brushed Nickel **CP** Polished Chrome

## Freestanding Tub Fillers with Hand-held Showers



Ceramic disc cartridge  
 Flow rate 3.7 GPM @ 45 psi  
 Flow rate handshower 1.03 GPM

### Camari Freestanding Filler with Hand Shower

- Brass construction
- Includes supplies
- Includes rough-in valve
- Includes hand-held shower with cradle
- Hand-held shower includes backflow preventor

Finish	Product Number	Finish	Price
<b>CP</b>	7962-CP	Polished chrome	\$ 890
<b>BN</b>	7962-BN	Brushed nickel	\$1,022
<b>ORB</b>	7962-ORB	Oil rubbed bronze	\$1,055

Schedule C



Ceramic disc cartridge  
 Flow rate 3.6 GPM @ 45 psi  
 Flow rate handshower 1.03 GPM

### Cohen Freestanding Filler with Hand Shower

- Brass construction
- Includes supplies
- Includes rough-in valve
- Includes hand-held shower with cradle
- Hand-held shower includes backflow preventor

Finish	Product Number	Finish	Price
<b>CP</b>	7960-CP	Polished chrome	\$ 890
<b>BN</b>	7960-BN	Brushed nickel	\$1,022
<b>ORB</b>	7960-ORB	Oil rubbed bronze	\$1,055
<b>MB</b>	7960-MB	Matte black	\$1,055

Schedule C

## Freestanding Tub Fillers with Hand-held Showers

36½" high • 66" hand shower hose  
 Spout reach is 9½"  
 ½" NPT connection under floor  
 Flow rate 6.65 GPM  
 Flow rate handshower 2.5 GPM



### Coomera Freestanding Thermostatic Tub Filler

- Contemporary waterfall design
- Includes hand-held shower and cradle
- Includes rough-in valve
- Thermostatic control to 1° Celsius

Finish	Product Number	Finish	Price
SP	7918-SP	Polished stainless	\$ 790
SB	7918-SB	Brushed stainless	\$ 714

Schedule C

Vacuum breaker for hand shower sold separately: part #7999.

49¼" high • 59½" hand shower hose  
 Spout reach is 9½"  
 ½" NPT connection under floor  
 Flow rate 6.34 GPM @ 80 psi  
 Flow rate handshower 1.6 GPM



### Dixville Freestanding Tub Filler

- Solid brass filler body
- Includes hand-held shower and cradle
- Flat gooseneck spout
- Includes rough-in valve

Finish	Product Number	Handles	Price
BN	7954-MC-BN	Metal cross	\$1,183
CP	7954-MC-CP	Metal cross	\$1,050
ORB	7954-MC-ORB	Metal cross	\$1,256
PN	7954-MC-PN	Metal cross	\$1,183
BN	7954-ML-BN	Metal lever	\$1,131
CP	7954-ML-CP	Metal lever	\$ 999
ORB	7954-ML-ORB	Metal lever	\$1,200
PN	7954-ML-PN	Metal lever	\$1,131

Schedule C

Vacuum breaker for hand shower sold separately: part #7999.

Finish Code **BN** Brushed Nickel **CP** Polished Chrome **ORB** Oil Rubbed Bronze **PN** Polished Nickel **SP** Polished Stainless **SB** Brushed Stainless

## Freestanding Tub Fillers with Hand-held Showers



46" high • 60" hand shower hose  
 Spout reach is 9½"  
 ½" NPT connection under floor  
 Flow rate 5.92 GPM @ 80 psi  
 Flow rate handshower 1.6 GPM

### Dolan Freestanding Tub Filler

- Brass construction
- Includes hand-held shower and cradle
- Gooseneck spout

Finish	Product Number	Finish	Price
<b>CP</b>	7922-CP	Polished chrome	\$ 708
<b>BN</b>	7922-BN	Brushed nickel	\$ 787
<b>ORB</b>	7922-ORB	Oil rubbed bronze	\$ 856

Schedule C

Vacuum breaker for hand shower sold separately: part #7999.



Ceramic disc cartridge  
 Flow rate 2.9 GPM @ 45 psi  
 Flow rate handshower 1.08 GPM

### Elora Freestanding Filler with Hand Shower

- Brass construction
- Hand-held shower with cradle
- Includes supplies
- Hand-held shower includes backflow preventor
- Includes rough-in valve

Finish	Product Number	Finish	Price
<b>CP</b>	7964-CP	Polished chrome	\$ 712
<b>BN</b>	7964-BN	Brushed nickel	\$ 844
<b>ORB</b>	7964-ORB	Oil rubbed bronze	\$ 877

Schedule C

## Freestanding Tub Fillers with Hand-held Showers



Ceramic disc cartridge

Flow rate 2.3 GPM @ 45 psi

Flow rate handshower 1.08 GPM

### Flynn Freestanding Filler with Hand Shower

- Brass construction
- Includes supplies
- Includes rough-in valve
- Hand-held shower and cradle
- Gooseneck spout

Finish	Product Number	Finish	Price
<b>CP</b>	7966-CP	Polished chrome	\$ 725
<b>BN</b>	7966-BN	Brushed nickel	\$ 857
<b>ORB</b>	7966-ORB	Oil rubbed bronze	\$ 890

Schedule C



Ceramic disc cartridge

Flow rate 4.3 GPM @ 45 psi

Flow rate handshower 1.08 GPM

### Grimley Freestanding Filler with Hand Shower

- Brass construction
- Includes supplies
- Includes rough-in valve
- Hand-held shower and cradle
- Hand-held shower includes backflow preventor

Finish	Product Number	Finish	Price
<b>CP</b>	7968-CP	Polished chrome	\$ 910
<b>BN</b>	7968-BN	Brushed nickel	\$1,041
<b>ORB</b>	7968-ORB	Oil rubbed bronze	\$1,074

Schedule C

Finish Code **BN** Brushed Nickel **CP** Polished Chrome **ORB** Oil Rubbed Bronze

## Freestanding Tub Fillers with Hand-held Showers



Ceramic disc cartridge  
Flow rate 3.7 GPM @ 45 psi

### Harris Freestanding Filler

- Brass construction
- Includes supplies
- Gooseneck spout
- Includes rough-in valve

Finish	Product Number	Finish	Price
<b>CP</b>	7903-CP	Polished chrome	\$ 534
<b>BN</b>	7903-BN	Brushed nickel	\$ 666
<b>ORB</b>	7903-ORB	Oil rubbed bronze	\$ 699

Schedule C



Ceramic disc cartridge  
Flow rate 4.62 GPM @ 45 psi  
Flow rate handshower 1.08 GPM

### Jansen Freestanding Filler with Hand Shower

- Brass construction
- Includes supplies
- Includes rough-in valve
- Hand-held shower and cradle
- Hand-held shower includes backflow preventor

Finish	Product Number	Finish	Price
<b>CP</b>	7972-CP	Polished chrome	\$ 890
<b>BN</b>	7972-BN	Brushed nickel	\$1,022
<b>ORB</b>	7972-ORB	Oil rubbed bronze	\$1,055

Schedule C

## Freestanding Tub Fillers with Hand-held Showers



Ceramic disc cartridge

Flow rate 7.8 GPM @ 80 psi

Flow rate handshower 1.6 GPM

### Kayla Freestanding Filler with Hand Shower

- Brass construction
- Hand-held shower and cradle
- Includes supplies
- Includes rough-in valve

Finish	Product Number	Finish	Price
<b>BGD</b>	7974-BGD	Brushed gold	\$1,055
<b>BN</b>	7974-BN	Brushed nickel	\$1,022
<b>CP</b>	7974-CP	Polished chrome	\$ 890
<b>MB</b>	7974-MB	Matte black	\$1,055
<b>ORB</b>	7974-ORB	Oil rubbed bronze	\$1,055

Schedule C



38½" high

Spout reach is 8¼"

½" NPT connection under floor

Flow rate 5.82 GPM @ 80 psi

Flow rate handshower 1.6 GPM

### Lamar Freestanding Tub Filler

- Solid brass filler body
- Includes hand-held shower and cradle
- Flexible supplies included
- Ceramic disc cartridges
- Includes rough-in valve

Finish	Product Number	Finish	Price
<b>CP</b>	7932-CP	Polished chrome	\$ 697
<b>BN</b>	7932-BN	Brushed nickel	\$ 781
<b>ORB</b>	7932-ORB	Oil rubbed bronze	\$ 845
<b>PN</b>	7932-PN	Polished nickel	\$ 781
<b>MB</b>	7932-MB	Matte black	\$ 845

Schedule C

Vacuum breaker for hand shower sold separately: part #7999.

## Freestanding Tub Fillers with Hand-held Showers



42½" high • 55" hand shower hose  
 Spout reach is 7½"  
 ½" NPT connection under floor  
 Flow rate 3.75 GPM  
 Flow rate handshower 2.5 GPM  
 (Includes flow restrictor for CA residents)

### Larkin Freestanding Thermostatic Tub Filler

- 304 Grade stainless steel
- Thermostatic control
- Includes rough-in valve
- Includes flexible supplies
- Includes hand-held shower and cradle

Finish	Product Number	Finish	Price
<b>SB</b>	7958-SB	Brushed stainless	\$ 994
<b>SP</b>	7958-SP	Polished stainless	\$ 994

Schedule C

Vacuum breaker for hand shower sold separately: part **#7999**.



Ceramic disc cartridge  
 Flow rate 5.82 GPM @ 80 psi  
 Flow rate handshower 1.6 GPM

### LeBaron Freestanding Filler with Hand Shower

- Brass construction
- Includes supplies
- Includes rough-in valve
- Hand-held shower and cradle

Finish	Product Number	Finish	Price
<b>BGD</b>	7976-BGD	Brushed gold	\$1,074
<b>BN</b>	7976-BN	Brushed nickel	\$1,041
<b>CP</b>	7976-CP	Polished chrome	\$ 910
<b>MB</b>	7976-MB	Matte black	\$1,074
<b>ORB</b>	7976-ORB	Oil rubbed bronze	\$1,074

Schedule C

## Freestanding Tub Fillers with Hand-held Showers



41 $\frac{1}{4}$ " high • 59 $\frac{1}{2}$ " hand shower hose  
 Spout reach is 5 $\frac{1}{2}$ "  
 $\frac{1}{2}$ " NPT connection under floor  
 Flow rate 5.82 GPM @ 80 psi  
 Flow rate handshower 2.5 GPM

### McWay Freestanding Thermostatic Tub Filler

- Brass construction
- Flat contemporary spout
- Includes rough-in valve
- Thermostatic control for safety
- Includes hand-held shower and cradle

Finish	Product Number	Finish	Price
<b>SP</b>	7956-SP	Polished stainless	\$1,006
<b>SB</b>	7956-SB	Brushed stainless	\$1,006

Schedule C

Vacuum breaker for hand shower sold separately: part #7999.



37 $\frac{1}{4}$ " high  
 Spout reach is 8 $\frac{1}{4}$ "  
 $\frac{1}{2}$ " NPT connection under floor  
 Flow rate 5.82 GPM @ 80 psi  
 Flow rate handshower 1.6 GPM

### Madon Freestanding Tub Filler

- Solid brass filler body
- Flexible supplies included
- Includes rough-in valve
- Includes hand-held shower and cradle
- Ceramic disc cartridges


Finish	Product Number	Finish	Price
<b>CP</b>	7934-CP	Polished chrome	\$ 654
<b>BN</b>	7934-BN	Brushed nickel	\$ 773
<b>ORB</b>	7934-ORB	Oil rubbed bronze	\$ 839
<b>PN</b>	7934-PN	Polished nickel	\$ 773

Schedule C

Vacuum breaker for hand shower sold separately: part #7999.

Finish Code **BN** Brushed Nickel **CP** Polished Chrome **ORB** Oil Rubbed Bronze **PN** Polished Nickel **SP** Polished Stainless **SB** Brushed Stainless

## Freestanding Tub Fillers with Hand-held Showers



37½" high • 59" hand shower hose  
 Spout reach is 9½"  
 ½" NPT connection under floor  
 Flow rate 3.9 GPM @ 80 psi  
 Flow rate handshower 3.5 GPM

### Slaton Freestanding Thermostatic Tub Filler

- Brass construction
- Ceramic disc cartridges
- Includes handshower and cradle
- Includes rough-in valve

Finish	Product Number	Finish	Price
<b>SB</b>	7948-SB	Brushed stainless	\$1,147
<b>SP</b>	7948-SP	Polished stainless	\$1,147

Schedule C

Vacuum breaker for hand shower sold separately: part **#7999**.



49" high • 58" hand shower hose  
 Spout reach is 9½"  
 ½" NPT connection under floor  
 Flow rate 6.36 GPM @ 80 psi  
 Flow rate handshower 1.6 GPM

### Tessa Freestanding Tub Filler


- Solid brass filler body
- Gooseneck spout
- Includes hand-held shower and cradle
- Includes rough-in valve

Finish	Product Number	Finish	Price
<b>CP</b>	7952-CP	Polished chrome	\$ 791
<b>BN</b>	7952-BN	Brushed nickel	\$ 880
<b>ORB</b>	7952-ORB	Oil rubbed bronze	\$ 957
<b>PN</b>	7952-PN	Polished nickel	\$ 880
<b>MB</b>	7952-MB	Matte black	\$ 957

Schedule C

Vacuum breaker for hand shower sold separately: part **#7999**.

## Freestanding Tub Fillers with Hand-held Showers



6" centers • ¼ turn ceramic disc cartridges

Flow rate 6.9 GPM @ 45 psi

Flow rate handshower .83 GPM @ 45 psi

### Freestanding Filler with Diverter and Hand Shower

- Elephant spout
- Hand-held shower and cradle
- Includes supplies

Finish	Product Number	Handles	Price
<b>CP</b>	4607-MC-CP	Metal cross	\$ 641
<b>BN</b>	4607-MC-BN	Metal cross	\$ 759
<b>ORB</b>	4607-MC-ORB	Metal cross	\$ 819

Schedule C

Vacuum breaker for hand shower sold separately: part #7999.



8" centers • ¼ turn ceramic disc cartridges

Flow rate 7.4 GPM @ 45 psi

Flow rate handshower .83 GPM @ 45 psi

### Freestanding Filler with Diverter and Hand Shower

- Elephant spout
- Hand-held shower and cradle
- Includes supplies

Finish	Product Number	Handles	Price
<b>CP</b>	4611-MC-CP	Metal cross	\$ 665
<b>BN</b>	4611-MC-BN	Metal cross	\$ 819
<b>ORB</b>	4611-MC-ORB	Metal cross	\$ 878

Schedule C

Vacuum breaker for hand shower sold separately: part #7999.

Finish Code **BN** Brushed Nickel **CP** Polished Chrome **ORB** Oil Rubbed Bronze

## Freestanding Bath Supplies

### Bath Supplies

#### Freestanding Bath Supply



H 30"  
 ½" IP  
 Reach: 7½"

Finish	Product Number	Handles	Price
<b>BP</b>	4502-PL-PB	Porcelain lever	\$ 479
<b>CP</b>	4502-PL-CP	Porcelain lever	\$ 464
<b>PN</b>	4502-PL-PN	Porcelain lever	\$ 581
<b>BN</b>	4502-PL-SN	Porcelain lever	\$ 535
<b>MB</b>	4502-PL-MB	Porcelain lever	\$ 563
<b>ORB</b>	4502-PL-ORB	Porcelain lever	\$ 559

Schedule C

Sold in pairs. 5" shaft included. Includes stops and wall supports.  
 Should not be used with fillers that use shower risers and shower rods, or with leg tubs that have factory drilled holes.



Sold in pairs

#### 10" Extension Shaft for 4502

<b>BP</b>	4502L-PB	\$ 63
<b>CP</b>	4502L-CP	\$ 69
<b>BN</b>	4502L-SN	\$ 77

Schedule C



L 12"

#### Support Bracket for Tub Supplies

<b>BP</b>	4502SUP-PB	\$ 73
<b>CP</b>	4502SUP-CP	\$ 73
<b>ORB</b>	4502SUP-ORB	\$ 92
<b>PN</b>	4502SUP-PN	\$ 86
<b>BN</b>	4502SUP-BN	\$ 122

Schedule C

For use with ½" tub supplies and 1½" or 1¾" tub overflow.

# Fillers & Supplies

Tub fillers, bath supplies, tub drains and parts

## Bath Supplies

### Bath Supplies

#### Freestanding Bath Supply

Available in three sizes:

H 31½" H 34¾" H 38½"

¾" IP Reach: 4¼"

¾" under floor



Finish	Product Number	Handles	Price
BP	4502MC-31-PB	Metal cross	\$ 599
CP	4502MC-31-CP	Metal cross	\$ 551
MB	4502MC-31-MB	Metal cross	\$ 855
ORB	4502MC-31-ORB	Metal cross	\$ 707
BN	4502MC-31-BN	Metal cross	\$ 707
BP	4502MC-34-PB	Metal cross	\$ 641
CP	4502MC-34-CP	Metal cross	\$ 588
MB	4502MC-34-MB	Metal cross	\$ 893
PN	4502MC-34-PN	Metal cross	\$ 893
BN	4502MC-34-BN	Metal cross	\$ 730
ORB	4502MC-34-ORB	Metal cross	\$ 730
PB	4502MC-37-PB	Metal cross	\$ 657
CP	4502MC-37-CP	Metal cross	\$ 603
MB	4502MC-37-MB	Metal cross	\$1,028
BN	4502MC-37-BN	Metal cross	\$ 723
ORB	4502MC-37-ORB	Metal cross	\$ 723

Schedule C

Includes shut-off valves with cross handles and floor escutcheons. No wall supports required. Sold in pairs.

#### Straight Bath Supply

Schedule C

BP	5577-PB	\$107
CP	5577-CP	\$ 97
PN	5577-PN	\$ 154
BN	5577-SN	\$140
MB	5577-MB	\$151
ORB	5577-ORB	\$143

H 24"

½" OD



Sold in pairs. For use with fillers mounted to the tub deck. Stops sold separately: part #5102 or 5104.

Finish Code **BN** Brushed Nickel **BP** Polished Brass **CP** Polished Chrome **MB** Matte Black **ORB** Oil Rubbed Bronze **PN** Polished Nickel

## Tub Drains

H 24"  
½" OD



### Double Offset Bath Supply

<b>BP</b>	5576-PB	\$107
<b>CP</b>	5576-CP	\$ 97
<b>PN</b>	5576-PN	\$ 154
<b>BN</b>	5576-SN	\$ 134
<b>MB</b>	5576-MB	\$ 143
<b>ORB</b>	5576-ORB	\$ 142

Schedule C

Sold in pairs. For use with fillers mounted to the tub wall.  
Stops sold separately: part **#5102 or 5104**.

## Tub Drains

Height adjustable: 15"-18"  
Depth adjustable: 12"-14"



### Leg Tub Drain

<b>BP</b>	5599-PB	\$ 212
<b>CP</b>	5599-CP	\$ 199
<b>PN</b>	5599-PN	\$ 282
<b>BN</b>	5599-SN	\$ 233
<b>MB</b>	5599-MB	\$ 257
<b>ORB</b>	5599-ORB	\$ 255

Schedule C

With twist-and-lift stopper. Includes deep escutcheon.

Height adjustable to 19"  
Depth adjustable to 19"



### Leg Tub Drain

<b>BP</b>	5599E-PB	\$ 233
<b>CP</b>	5599E-CP	\$ 215
<b>PN</b>	5599E-PN	\$ 290
<b>BN</b>	5599E-BN	\$ 257
<b>MB</b>	5599E-MB	\$ 280
<b>ORB</b>	5599E-ORB	\$ 277

Schedule C

With twist-and-lift stopper. Extra long tubes can be custom cut to application.

Drain pipe: 21½"  
Overflow pipe: 25¼"



### Pivoting Leg Tub Drain

<b>BN</b>	5599PD-BN	\$ 427
<b>CP</b>	5599PD-CP	\$ 365
<b>MB</b>	5599PD-MB	\$ 453
<b>PB</b>	5599PD-PB	\$ 453
<b>PN</b>	5599PD-PN	\$ 453
<b>ORB</b>	5599PD-ORB	\$ 453
<b>WH</b>	5599PD-WH	\$ 391

Schedule C

Pivoting head adjusts to slope of tub.  
Drain and overflow feature soft touch covers.  
Compatible with tubs up to 3½" thick at overflow.

Finish Code **BN** Brushed Nickel **BP** Polished Brass **CP** Polished Chrome **MB** Matte Black **ORB** Oil Rubbed Bronze **PN** Polished Nickel **WH** White

## Tub Drains

### Tub Drains

Height from floor to overflow  
adjustable: 19"-21"  
Depth 26 5/8"



#### Leg Tub Tower Drain

<b>BP</b>	5599T-PB	\$ 766
<b>CP</b>	5599T-CP <b>Discontinued</b>	\$ 601
<b>BN</b>	5599T-BN	\$ 638
<b>ORB</b>	5599T-ORB	\$ 766

Schedule C

Drain lift outside of tub.

#### Hidden Leg Tub Drain

<b>CP</b>	5599HD-24-CP	\$ 92
<b>BP</b>	5599HD-24-PB	\$102
<b>PN</b>	5599HD-24-PN	\$ 99
<b>BN</b>	5599HD-24-BN	\$ 97
<b>ORB</b>	5599HD-24-ORB	\$102
<b>CP</b>	5599HD-36-CP	\$103
<b>BP</b>	5599HD-36-PB	\$110
<b>PN</b>	5599HD-36-PN	\$108
<b>BN</b>	5599HD-36-BN	\$107
<b>ORB</b>	5599HD-36-ORB	\$110

Schedule C

With soft touch stopper. For use between walls of acrylic tub.  
Compatible with our Onyx, Ogden, Orrick, Opus, Pan, Penney, Pilar, Saville and Saxton tubs.

#### Tub Shoe Drain

<b>BP</b>	5599TS-PB	\$ 112
<b>CP</b>	5599TS-CP	\$ 112
<b>PN</b>	5599TS-PN	\$ 119
<b>BN</b>	5599TS-BN	\$ 125
<b>ORB</b>	5599TS-ORB	\$ 136

Schedule C

For tubs without overflow.



Finish Code **BN** Brushed Nickel **BP** Polished Brass **CP** Polished Chrome **ORB** Oil Rubbed Bronze **PN** Polished Nickel

## Tub Drains



Outer diameter: 2¼" • Inner diameter: 1¼"  
 Overall height: 5⅝"  
 Threaded body: 4"L x 1⅝" diameter

### Tub Drains

#### Push Button Pop-Up Drain

<b>BP</b>	5599EX-PB	\$ 112
<b>CP</b>	5599EX-CP	\$ 112
<b>PN</b>	5599EX-PN	\$ 112
<b>BN</b>	5599EX-BN	\$ 112
<b>ORB</b>	5599EX-ORB	\$ 112
<b>MB</b>	5599EX-MB	\$ 112
<b>WH</b>	5599EX-WH	\$ 112

Schedule C

Provides added depth in tub shoe for tubs with extra thick floor.



Outer diameter: 2¼" • Inner diameter: 1¼"  
 Overall height: 7⅝"  
 Threaded body: 6"L x 1⅝" diameter

#### Extended Push Button Pop Up

Price

<b>BN</b>	5599EXL-BN	\$ 89
<b>CP</b>	5599EXL-CP	\$ 81
<b>MB</b>	5599EXL-MB	\$ 92
<b>ORB</b>	5599EXL-ORB	\$ 92
<b>PB</b>	5599EXL-PB	\$ 92
<b>PN</b>	5599EXL-PN	\$ 92
<b>WH</b>	5599EXL-WH	\$ 92

Schedule C

Provides added depth in tub shoe for tubs with extra thick floor.



W 1½"  
 Tailpiece 6"

#### Lift & Turn Straight Tub Drain

<b>CP</b>	5599LT-CP	\$ 98
<b>BN</b>	5599LT-BN	\$102
<b>ORB</b>	5599LT-ORB	\$ 114
<b>PB</b>	5599LT-PB	\$ 114
<b>PN</b>	5599LT-PN	\$ 114

Schedule C

For tubs without overflow. Must have underfloor access.

## Tub Drains

### Tub Drains

Height : 3 $\frac{1}{2}$ "  
Depth : 2 $\frac{1}{8}$ "



#### Lift and Turn Tub Drain

<b>BP</b>	5598LT-PB	\$ 59
<b>CP</b>	5598LT-CP	\$ 46
<b>PN</b>	5598LT-PN	\$ 50
<b>BN</b>	5598LT-BN	\$ 50
<b>ORB</b>	5598LT-ORB	\$ 59

Schedule C

With twist-and-lift stopper.

Height : 3 $\frac{1}{2}$ "  
Depth : 2 $\frac{1}{8}$ "




#### Pop-Up Tub Drain

<b>BP</b>	5598PB-PB	\$ 61
<b>CP</b>	5598PB-CP	\$ 48
<b>PN</b>	5598PB-PN	\$ 51
<b>BN</b>	5598PB-BN	\$ 51
<b>ORB</b>	5598PB-ORB	\$ 61

Schedule C

With push button stopper.



#### Easy Install Tub Drain Rough In Kit

<b>ITD</b>	5598-ITD	\$ 315
------------	----------	--------

Schedule C

Tub drain rough-in kit makes tub installation a simple task.  
Connectors are PVC

## Bath Parts

### Shower Risers and Supports



Reach: 5½"

Finish	Product Number	Description	Price
BP	185R-PB	50" Converto shower riser	\$ 92
CP	185R-CP	50" Converto shower riser	\$ 80
BP	199R-PB	56" Converto shower riser	\$ 99
CP	199R-CP	56" Converto shower riser	\$ 84
ORB	199R-ORB	56" Converto shower riser	\$105
PN	199R-PN	56" Converto shower riser	\$ 99
BN	199R-BN	56" Converto shower riser	\$ 99
BP	196R-PB	62" Converto shower riser	\$107
CP	196R-CP	62" Converto shower riser	\$ 56
MB	196R-MB	62" Converto shower riser	\$107
ORB	196R-ORB	62" Converto shower riser	\$141
PN	196R-PN	62" Converto shower riser	\$141
BN	196R-SN	62" Converto shower riser	\$107

Schedule C

All finishes except polished chrome are 2 pieces.  
Requires use of ½" to ¾" face bushing part #5518C.

### Wall Support for 4195 and 4199



Overall length: 7¼"

Finish	Product Number	Price
BP	4195WS-PB	\$ 25
CP	4195WS-CP	\$ 13
MB	4195WS-MB	\$ 21
SN	4195WS-SN	\$ 30
PN	4195WS-PN	\$ 30
ORB	4195WS-ORB	\$ 32

Schedule C

### Wall Support for 4185



Finish	Product Number	Price
BP	4185WS-PB	\$ 16
CP	4185WS-CP	\$ 11

Schedule C

# Fillers & Supplies

Tub fillers, bath supplies, tub drains and parts

## Bath Parts



1/2" Compression x 1/2" IPS

FOR USE WITH BATH SUPPLIES ONLY

DO NOT USE FOR "POTABLE" WATER SUPPLIES

### Bath Parts and Stops

- Includes flange
- Sold in pairs

Finish	Product Number	Handles	Price
BP	5102-PB	Lever	\$ 132
CP	5102-CP	Lever	\$ 95
BN	5102-BN	Lever	\$ 145
PN	5102-PN	Lever	\$ 139
MB	5102-MB	Lever	\$ 148
ORB	5102-ORB	Lever	\$ 139

Schedule C



1/2" Compression x 3/8" Compression

FOR USE WITH BATH SUPPLIES ONLY

DO NOT USE FOR "POTABLE" WATER SUPPLIES

- Includes flange
- Sold in pairs

Finish	Product Number	Handles	Price
BP	5104-PB	Lever	\$ 128
CP	5104-CP	Lever	\$ 93
BN	5104-BN	Lever	\$ 132
PN	5104-PN	Lever	\$ 137
MB	5104-MB	Lever	\$ 145
ORB	5104-ORB	Lever	\$ 143

Schedule C



Adjustable from 3" to 12"

### Wall Mount Swivel Arms

BP	4501-PB	\$ 91
CP	4501-CP	\$ 97
MB	4501-MB	\$ 119
PN	4501-PN	\$ 114
BN	4501-SN	\$ 111
ORB	4501-ORB	\$ 123

Schedule C

For use with fillers mounted to the tub wall. Sold in pairs.  
Hardware included.

Finish Code **BN** Brushed Nickel **BP** Polished Brass **CP** Polished Chrome **MB** Matte Black **ORB** Oil Rubbed Bronze **PN** Polished Nickel

## Bath Parts

### Bath Parts

3/4" Connections



#### Deck Mount Swivel Arms

<b>BP</b>	4501D-PB	\$ 116
<b>CP</b>	4501D-CP	\$ 116
<b>PN</b>	4501D-PN	\$ 158
<b>BN</b>	4501D-BN	\$ 158
<b>ORB</b>	4501D-ORB	\$ 116

Schedule C

For use with fillers mounted to the tub deck. Sold in pairs.

Use of deck mount couplers #4504 recommended. Hardware included.

Length: 1 1/4"  
1/2" FIP Connection



#### Straight Wall Mount Couplers

<b>BP</b>	4505S-PB	\$ 106
<b>CP</b>	4505S-CP	\$ 95
<b>PN</b>	4505S-PN	\$ 130
<b>BN</b>	4505S-BN	\$ 116
<b>ORB</b>	4505S-ORB	\$ 109

Schedule C

For use with fillers mounted to a flat wall. Sold in pairs.

Hardware included.

Length: 6"



#### Straight Wall Mount Couplers

<b>CP</b>	4505L-CP	\$ 175
<b>BN</b>	4505L-BN	\$ 197
<b>ORB</b>	4505L-ORB	\$ 197

Schedule C

For use with fillers mounted to a flat wall. Sold in pairs.

Hardware included.



1 1/4" x 2 1/4"  
1/2" NPT Connection

#### Bent Bathcock Coupling

<b>BP</b>	4506-PB	\$ 40
<b>CP</b>	4506-CP	\$ 39
<b>PN</b>	4506-PN	\$ 58
<b>BN</b>	4506-BN	\$ 51
<b>ORB</b>	4506-ORB	\$ 54

Schedule C

For use with bathcocks. Sold in pairs.

Brass construction.

Finish Code **BN** Brushed Nickel **BP** Polished Brass **CP** Polished Chrome **ORB** Oil Rubbed Bronze **PN** Polished Nickel

# Fillers & Supplies

Tub fillers, bath supplies, tub drains and parts

## Bath Parts



2 1/2" x 3/8"  
3/8" NPS Connection

### Angled Bathcock Coupling

<b>BP</b>	4507-PB	\$ 117
<b>CP</b>	4507-CP	\$ 107
<b>PN</b>	4507-PN	\$ 153
<b>BN</b>	4507-BN	\$ 144
<b>ORB</b>	4507-ORB	\$ 144

Schedule C

For use with cast iron tubs only. Sold in pairs.  
Brass construction.



Length: 1 3/4"

### Straight Couplers

<b>BP</b>	4508-PB	\$ 143
<b>CP</b>	4508-CP	\$ 109
<b>PN</b>	4508-PN	\$ 133
<b>BN</b>	4508-BN	\$ 133
<b>ORB</b>	4508-ORB	\$ 143

Schedule C

Sold in pairs. Brass construction.



### 6" Elbows

<b>BP</b>	4503-PB	\$ 120
<b>CP</b>	4503-CP	\$ 112
<b>MB</b>	4503-MB	\$ 142
<b>PN</b>	4503-PN	\$ 152
<b>SN</b>	4503-SN	\$ 136
<b>ORB</b>	4503-ORB	\$ 141

Schedule C

For rim-mounted fillers. Sold in pairs.

Finish Code **BN** Brushed Nickel **BP** Polished Brass **CP** Polished Chrome **MB** Matte Black **ORB** Oil Rubbed Bronze **PN** Polished Nickel

## Bath Parts

### Bath Parts



#### Deck Mount Coupler

<b>BP</b>	4504-PB	\$ 121
<b>CP</b>	4504-CP	\$ 121
<b>BN</b>	4504-BN	\$ 148
<b>ORB</b>	4504-ORB	\$ 121

Schedule C

Converts tub wall mounted fillers to deck mount. Sold in pairs.



#### Deck Mount Couplers

#### Price

<b>BP</b>	4505EX-PB	\$ 165
<b>CP</b>	4505EX-CP	\$ 155
<b>PN</b>	4505EX-PN	\$ 179
<b>BN</b>	4505EX-BN	\$ 172
<b>ORB</b>	4505EX-ORB	\$ 175

Schedule C

Converts 3/8" wall-mount filler to 7" deck mount filler. Sold in pairs.  
Includes 1/2" nipple kit.

### Bath Parts




#### Daisy Wheel Overflow Cover

<b>AC</b>	5599-4AC	\$ 29
-----------	----------	-------

Schedule C

Includes bolt.



#### Vacuum Breaker for Hand-Held Showers

<b>BP</b>	7999-PB	\$ 60
<b>CP</b>	7999-CP	\$ 55
<b>PN</b>	7999-PN	\$ 69
<b>BN</b>	7999-BN	\$ 62
<b>ORB</b>	7999-ORB	\$ 64

Schedule C

Fits between flexible hose and handshower diverter.

## Shower Rods



### Straight Shower Rod

- 1" solid brass tubing

Available in 3 sizes:

- L 36"
- L 48"
- L 60"

36", 48", 60" and 72" are one-piece rods  
Rods adjustable by cutting ends

Finish	Product Number	Price
AB	4100-36-AB	\$ 88
BN	4100-36-BN	\$ 84
CP	4100-36-CP	\$ 53
MB	4100-36-MB	\$ 78
ORB	4100-36-ORB	\$ 88
PB	4100-36-PB	\$ 82
PN	4100-36-PN	\$ 85
WH	4100-36-WH	\$ 78
AB	4100-48-AB	\$ 147
BN	4100-48-BN	\$ 118
CP	4100-48-CP	\$ 72
MB	4100-48-MB	\$ 78
ORB	4100-48-ORB	\$ 119
PB	4100-48-PB	\$ 144
PN	4100-48-PN	\$ 119
WH	4100-48-WH	\$ 78
AB	4100-60-AB	\$ 148
BN	4100-60-SN	\$ 140
CP	4100-60-CP	\$ 63
MB	4100-60-MB	\$ 130
ORB	4100-60-ORB	\$ 145
PB	4100-60-PB	\$ 122
PN	4100-60-PN	\$ 140
WH	4100-60-WH	\$ 130
AB	4100-72-AB	\$ 160
BN	4100-72-SN	\$ 153
CP	4100-72-CP	\$ 104
MB	4100-72-MB	\$ 130

Schedule C

Includes die cast flanges: part #310.  
Decorative flange part #350 available.  
Decorative flange requires use of ceiling support part #340 available.

Finish Code **AB** Antique Brass **BN** Brushed Nickel **CP** Polished Chrome **MB** Matte Black **ORB** Oil Rubbed Bronze **PB** Polished Brass  
**PN** Polished Nickel **WH** White

## Shower Rods



## Straight Shower Rod

- 1" solid brass tubing

Available in 4 sizes:

- L 72"
- L 84"
- L 96"
- L 108"

72" are one-piece rods  
84", 96" and 108" are two-piece rods  
Rods adjustable by cutting ends

Finish	Product Number	Price
ORB	4100-72-ORB	\$ 193
PB	4100-72-PB	\$ 148
PN	4100-72-PN	\$ 153
WH	4100-72-WH	\$ 141
AB	4100-84-AB	\$ 228
BN	4100-84-SN	\$ 318
CP	4100-84-CP	\$ 119
MB	4100-84-MB	\$ 203
ORB	4100-84-ORB	\$ 409
PB	4100-84-PB	\$ 282
PN	4100-84-PN	\$ 408
WH	4100-84-WH	\$ 203
AB	4100-96-AB	\$ 228
BN	4100-96-BN	\$ 297
CP	4100-96-CP	\$ 140
MB	4100-96-MB	\$ 203
ORB	4100-96-ORB	\$ 228
PB	4100-96-PB	\$ 206
PN	4100-96-PN	\$ 221
WH	4100-96-WH	\$ 203
AB	4100-108-AB	\$ 229
BN	4100-108-BN	\$ 298
CP	4100-108-CP	\$ 142
MB	4100-108-MB	\$ 204
ORB	4100-108-ORB	\$ 230
PB	4100-108-PB	\$ 208
PN	4100-108-PN	\$ 212
WH	4100-108-WH	\$ 204

Schedule C

Includes die cast flanges: part #310.  
Decorative flange part #350 available.  
Decorative flange requires use of ceiling support part #340 available.

Finish Code **AB** Antique Brass **BN** Brushed Nickel **CP** Polished Chrome **MB** Matte Black **ORB** Oil Rubbed Bronze **PB** Polished Brass  
**PN** Polished Nickel **WH** White

## Shower Rods



### Straight Double Shower Rod

- 1" solid brass tubing

Available in five sizes:

- L 36"
- L 48"
- L 60"
- L 66"
- L 72"

Rods adjustable by cutting ends

2<sup>3</sup>/<sub>4</sub>" distance between rods

Finish	Product Number	Price
CP	7100D-36-CP	\$ 158
BN	7100D-36-BN	\$ 261
ORB	7100D-36-ORB	\$ 273
PB	7100D-36-PB	\$ 251
WH	7100D-36-WH	\$ 227
CP	7100D-48-CP	\$ 149
BN	7100D-48-BN	\$ 329
ORB	7100D-48-ORB	\$ 336
PB	7100D-48-PB	\$ 316
WH	7100D-48-WH	\$ 328
CP	7100D-60-CP	\$ 149
ORB	7100D-60-BN	\$ 347
CP	7100D-60-ORB	\$ 365
BN	7100D-60-PB	\$ 329
ORB	7100D-60-WH	\$ 328
CP	7100D-66-CP	\$ 187
BN	7100D-66-BN	\$ 374
ORB	7100D-66-ORB	\$ 390
PB	7100D-66-PB	\$ 357
WH	7100D-66-WH	\$ 328
CP	7100D-72-CP	\$ 194
BN	7100D-72-BN	\$ 380
ORB	7100D-72-ORB	\$ 397
PB	7100D-72-PB	\$ 364
WH	7100D-72-WH	\$ 335

Schedule C

Includes die cast flanges and mounting hardware.

## Shower Rods



Available in five sizes:

- L 36"
- L 48"
- L 60"
- L 66"
- L 72"

Rods adjustable by cutting equal amounts from each end.

2<sup>3</sup>/<sub>4</sub>" distance between rods.

Polished Brass finish is brass tubing.

Polished Chrome and Brushed Nickel are aluminum tubing.

Oil Rubbed Bronze, Black and White finishes are steel tubing

### Curved Double Shower Rod

- Expands showering space

Finish	Product Number	Price
PB	7110D-36-PB	\$ 272
CP	7110D-36-CP	\$ 187
BN	7110D-36-BN	\$ 206
ORB	7110D-36-ORB	\$ 255
WH	7110D-36-WH	\$ 159
BL	7110D-36-BL	\$ 159
PB	7110D-48-PB	\$ 357
CP	7110D-48-CP	\$ 227
BN	7110D-48-BN	\$ 245
ORB	7110D-48-ORB	\$ 275
WH	7110D-48-WH	\$ 182
BL	7110D-48-BL	\$ 182
PB	7110D-60-PB	\$ 357
CP	7110D-60-CP	\$ 227
BN	7110D-60-BN	\$ 245
ORB	7110D-60-ORB	\$ 275
WH	7110D-60-WH	\$ 182
BL	7110D-60-BL	\$ 182
PB	7110D-66-PB	\$ 399
CP	7110D-66-CP	\$ 245
BN	7110D-66-BN	\$ 264
ORB	7110D-66-ORB	\$ 355
WH	7110D-66-WH	\$ 192
BL	7110D-66-BL	\$ 192
PB	7110D-72-PB	\$ 406
CP	7110D-72-CP	\$ 252
BN	7110D-72-BN	\$ 271
ORB	7110D-72-ORB	\$ 362
WH	7110D-72-WH	\$ 198
BL	7110D-72-BL	\$ 198

Schedule C

Includes die cast flanges and mounting hardware.

Finish Code **BL** Black **BN** Brushed Nickel **CP** Polished Chrome **PB** Polished Brass **ORB** Oil Rubbed Bronze **WH** White

## Shower Rods



Available in two sizes:

L 36" D 36"

L 72" D 36"

All rods are two pieces

Rods adjustable by cutting ends

### Corner Shower Rod

- 1" solid brass tubing
- Includes rectangular flanges

Finish	Product Number	Price
<b>PB</b>	4117-36-PB	\$ 260
<b>CP</b>	4117-36-CP	\$ 167
<b>BN</b>	4117-36-BN	\$ 280
<b>ORB</b>	4117-36-ORB	\$ 332
<b>PN</b>	4117-36-PN	\$ 329
<b>PB</b>	4117-72-PB	\$ 352
<b>CP</b>	4117-72-CP	\$ 206
<b>BN</b>	4117-72-BN	\$ 368
<b>ORB</b>	4117-72-ORB	\$ 384
<b>PN</b>	4117-72-PN	\$ 373

Schedule C

Includes rectangular flanges: part **#300**.

Decorative flange part **#350** available.

Decorative flange requires use of ceiling support part **#340** available.

### Corner Shower Rod

- 1" solid brass tubing
- Includes rectangular flanges



Available in two sizes:

L 30" D 30"

L 60" D 30"

All rods are two pieces

Rods adjustable by cutting ends

Finish	Product Number	Price
<b>PB</b>	4118-30-PB	\$ 197
<b>CP</b>	4118-30-CP	\$ 174
<b>BN</b>	4118-30-BN	\$ 204
<b>ORB</b>	4118-30-ORB	\$ 212
<b>PN</b>	4118-30-PN	\$ 196
<b>PB</b>	4118-60-PB	\$ 260
<b>CP</b>	4118-60-CP	\$ 184
<b>BN</b>	4118-60-BN	\$ 268
<b>ORB</b>	4118-60-ORB	\$ 280
<b>PN</b>	4118-60-PN	\$ 295

Schedule C

Includes rectangular flanges: part **#300**.

Decorative flange part **#350** available.

Decorative flange requires use of ceiling support part **#340** available.

## Shower Rods



Rod size:

L 66" D 27"

All rods are two pieces

Rods adjustable by cutting ends

### Corner Shower Rod

- 1" solid brass tubing
- Includes 2 rectangular flanges

Finish	Product Number	Price
CP	4119-66-CP	\$ 134
PB	4119-66-PB	\$ 260
BN	4119-66-BN	\$ 196
ORB	4119-66-ORB	\$ 280
PN	4119-66-PN	\$ 273

Schedule C

Includes rectangular flanges: part **#300**.

Decorative flange part **#350** available.

Decorative flange requires use of ceiling support part **#340** available.



Available in two sizes:

L 60" D 26"

L 66" D 26"

All rods are two pieces

Rods adjustable by cutting ends

### Corner Shower Rod

- 1" solid brass tubing

Finish	Product Number	Price
PB	4121-60-PB	\$ 237
CP	4121-60-CP	\$ 165
BN	4121-60-SN	\$ 369
PN	4121-60-PN	\$ 454
ORB	4121-60-ORB	\$ 280
PB	4121-66-PB	\$ 238
CP	4121-66-CP	\$ 185
BN	4121-66-SN	\$ 268
PN	4121-66-PN	\$ 273
ORB	4121-66-ORB	\$ 280

Schedule C

Includes rectangular flanges: part **#300**.

Decorative flange part **#350** available.

Decorative flange requires use of ceiling support part **#340** available.

Finish Code **BN** Brushed Nickel **CP** Polished Chrome **PB** Polished Brass **PN** Polished Nickel **ORB** Oil Rubbed Bronze

## Shower Rods



Available in five sizes:

- L 48" D 48"
- L 60" D 48"
- L 66" D 48"
- L 72" D 48"
- L 78" D 48"

All rods are two pieces  
Rods adjustable by cutting ends

### Corner Shower Rod

- 1" solid brass tubing

Finish	Product Number	Price
PB	4123-48-PB	\$ 260
CP	4123-48-CP	\$ 176
BN	4123-48-BN	\$ 268
ORB	4123-48-ORB	\$ 280
PN	4123-48-PN	\$ 273
PB	4123-60-PB	\$ 291
CP	4123-60-CP	\$ 187
BN	4123-60-BN	\$ 335
ORB	4123-60-ORB	\$ 311
PN	4123-60-PN	\$ 329
PB	4123-66-PB	\$ 302
CP	4123-66-CP	\$ 195
BN	4123-66-BN	\$ 315
ORB	4123-66-ORB	\$ 328
PN	4123-66-PN	\$ 318
PB	4123-72-PB	\$ 298
CP	4123-72-CP	\$ 206
BN	4123-72-BN	\$ 312
ORB	4123-72-ORB	\$ 326
PN	4123-72-PN	\$ 316
PB	4123-78-PB	\$ 288
CP	4123-78-CP	\$ 194
BN	4123-78-BN	\$ 336
ORB	4123-78-ORB	\$ 356
PN	4123-78-PN	\$ 305

Schedule C

Includes rectangular flanges: part **#300**.  
Decorative flange part **#350** available.  
Decorative flange requires use of ceiling support part **#340** available.

## Shower Rods



Available in two sizes:

L 48" D 24"

L 54" D 24"

All rods are four pieces

$\frac{3}{8}$ " OD supports adjustable by cutting



Available in two sizes:

L 48" D 24"

L 54" D 24"

All rods are four pieces

$\frac{3}{8}$ " OD supports adjustable by cutting



Available in two sizes:

L 60" D 6"

L 72" D 6"

All rods are three pieces

Rods adjustable by cutting ends

## Rectangular Shower Rod

- $\frac{3}{8}$ " solid brass tubing
- Includes 30" ceiling support and 10" wall support

Finish	Product Number	Price
<b>PB</b>	4150-48-PB	\$ 291
<b>CP</b>	4150-48-CP	\$ 211
<b>BN</b>	4150-48-SN	\$ 315
<b>PN</b>	4150-48-PN	\$ 291
<b>ORB</b>	4150-48-ORB	\$ 342
<b>PB</b>	4150-54-PB	\$ 298
<b>CP</b>	4150-54-CP	\$ 224
<b>BN</b>	4150-54-SN	\$ 783

Schedule C

## Rectangular Shower Rod with Side Wall Support

- $\frac{3}{8}$ " solid brass tubing
- Includes 30" ceiling support and 18" wall support

Finish	Product Number	Price
<b>PB</b>	4152-48-PB	\$ 573
<b>CP</b>	4152-48-CP	\$ 224
<b>ORB</b>	4152-48-ORB	\$ 759
<b>PN</b>	4152-48-PN	\$ 764
<b>BN</b>	4152-48-SN	\$ 484
<b>PB</b>	4152-54-PB	\$ 651
<b>CP</b>	4152-54-CP	\$ 238
<b>BN</b>	4152-54-SN	\$906

Schedule C

## Cellini Offset Shower Rod

- 1" solid brass tubing

Finish	Product Number	Price
<b>PB</b>	4120-60-PB	\$ 243
<b>CP</b>	4120-60-CP	\$ 132
<b>PB</b>	4120-72-PB	\$ 301
<b>CP</b>	4120-72-CP	\$ 132

Schedule C

Includes rectangular flanges: part #300.

Ceiling supports available: part #340. Cannot use decorative flanges with this rod.

Finish Code **BN** Brushed Nickel **CP** Polished Chrome **PB** Polished Brass **PN** Polished Nickel **ORB** Oil Rubbed Bronze

## Shower Rods



Product # 4156: 36" x 16" x 36"

Product # 4157: 30" x 24" x 30"

All rods are two pieces  
Rods adjustable by cutting ends

### Neo Angle Shower Rod

- 1" solid brass tubing

Finish	Product Number	Price
<b>PB</b>	4156-36-PB	\$ 467
<b>CP</b>	4156-36-CP	\$ 182
<b>PB</b>	4157-30-PB	\$ 188
<b>CP</b>	4157-30-CP	\$ 175

Schedule C

Includes rectangular flanges: part **#300**.  
Decorative flange part **#350** available.  
Decorative flange requires use of ceiling support part **#340** available.



Available in three sizes:

L 48" D 26"

L 54" D 26"

L 60" D 26"

All rods are four pieces

### "D" Shower Rod

- 1" solid brass tubing

Finish	Product Number	Price
<b>PB</b>	4145-48-PB	\$ 423
<b>CP</b>	4145-48-CP	\$ 209
<b>ORB</b>	4145-48-ORB	\$ 409
<b>PN</b>	4145-48-PN	\$ 397
<b>BN</b>	4145-48-BN	\$ 395
<b>PB</b>	4145-54-PB	\$ 373
<b>CP</b>	4145-54-CP	\$ 212
<b>ORB</b>	4145-54-ORB	\$ 410
<b>PN</b>	4145-54-PN	\$ 389
<b>BN</b>	4145-54-SN	\$ 432
<b>PB</b>	4145-60-PB	\$ 341
<b>CP</b>	4145-60-CP	\$ 223
<b>ORB</b>	4145-60-ORB	\$ 434
<b>PN</b>	4145-60-PN	\$ 363
<b>BN</b>	4145-60-BN	\$ 506

Schedule C

Includes rectangular flanges: part **#300** and two "D" rod loop connectors: part **#331**.  
Decorative flange part **#350** available.  
Decorative flange requires use of ceiling support part **#340** available.

Finish Code **BN** Brushed Nickel **CP** Polished Chrome **PB** Polished Brass **PN** Polished Nickel **ORB** Oil Rubbed Bronze

## Shower Rods



Available in three sizes:

L 48" D 26"

L 54" D 26"

L 60" D 26"

All rods are three pieces  
Rods adjustable by cutting ends

## "U" Shaped Shower Rod

- 1" solid brass tubing

Finish	Product Number	Price
<b>PB</b>	4140-48-PB	\$ 285
<b>CP</b>	4140-48-CP	\$ 172
<b>BP</b>	4140-54-PB	\$ 280
<b>CP</b>	4140-54-CP	\$ 171
<b>PB</b>	4140-60-PB	\$ 280
<b>CP</b>	4140-60-CP	\$ 172

Schedule C

Includes rectangular flanges: part **#300**.  
Decorative flange part **#350** available.  
Decorative flange requires use of ceiling support part **#340** available.



Rod size:

L 30" D 30"

All rods are three pieces  
Rods adjustable by cutting ends

## "U" Shaped Shower Rod

- 1" solid brass tubing

Finish	Product Number	Price
<b>CP</b>	4141-30-CP	\$ 138
<b>BN</b>	4141-30-BN	\$ 313

Schedule C

Includes rectangular flanges: part **#300**.  
Decorative flange part **#350** available.  
Decorative flange requires use of ceiling support part **#340** available.



Available in two sizes:

L 59" D 6½"

L 66" D 7½"



## Curved Shower Rod

- 1" steel tubing

Finish	Product Number	Price
<b>CP</b>	4110-60-CP	\$ 41
<b>CP</b>	4110-66-CP	\$ 42

Schedule C

Ceiling supports available : part **#340**  
Adjustable by cutting ends

## Shower Rods

### Curved Shower Rod

- Expands showering space



Available in five sizes:

- L 36"
- L 48"
- L 60"
- L 66"
- L 72"

Rods adjustable by cutting both ends

Polished Brass finish is brass tubing.

Polished Chrome and Brushed Nickel are aluminum tubing.

Oil Rubbed Bronze, Black and White finishes are steel tubing

Finish	Product Number	Price
BL	7120-36-BL	\$ 119
CP	7120-36-CP	\$ 141
BN	7120-36-BN	\$ 149
ORB	7120-36-ORB	\$ 163
PB	7120-36-PB	\$ 203
WH	7120-36-WH	\$ 119
BL	7120-48-BL	\$ 119
CP	7120-48-CP	\$ 141
BN	7120-48-BN	\$ 149
ORB	7120-48-ORB	\$ 164
PB	7120-48-PB	\$ 204
WH	7120-48-WH	\$ 119
BL	7120-60-BL	\$ 119
CP	7120-60-CP	\$ 141
BN	7120-60-BN	\$ 149
ORB	7120-60-ORB	\$ 164
PB	7120-60-PB	\$ 204
WH	7120-60-WH	\$ 119
BL	7120-66-BL	\$ 123
CP	7120-66-CP	\$ 151
BN	7120-66-BN	\$ 158
ORB	7120-66-ORB	\$ 205
PB	7120-66-PB	\$ 224
WH	7120-66-WH	\$ 123
BL	7120-72-BL	\$ 130
CP	7120-72-CP	\$ 158
BN	7120-72-BN	\$ 165
ORB	7120-72-ORB	\$ 211
PB	7120-72-PB	\$ 231
WH	7120-72-WH	\$ 130

Schedule C

Includes swivel flanges and mounting hardware.

## Shower Rods

## Oval Shower Ring



Available in three sizes:

L 48" D 30"

L 54" D 30"

L 60" D 30"

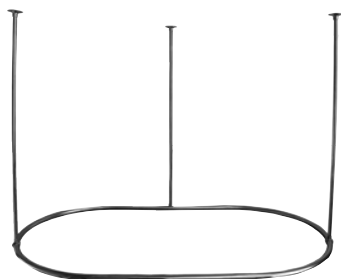
Includes three 36" ceiling supports adjustable by cutting.

- 1" solid brass tubing

Finish	Product Number	Price
CP	7150-48-CP	\$ 355
BN	7150-48-BN	\$ 428
ORB	7150-48-ORB	\$ 461
PB	7150-48-PB	\$ 444
CP	7150-54-CP <b>Discontinued</b>	\$ 323
BN	7150-54-BN <b>Discontinued</b>	\$ 389
ORB	7150-54-ORB	\$ 461
PB	7150-54-PB	\$ 444
CP	7150-60-CP <b>Discontinued</b>	\$ 323
BN	7150-60-BN <b>Discontinued</b>	\$ 389
ORB	7150-60-ORB	\$ 461
PB	7150-60-PB	\$ 444

Schedule C

## Oval Shower Ring



Available in four sizes:

L 48" D 36"

L 54" D 36"

L 60" D 36"

L 72" D 36"

Includes three 36" ceiling supports adjustable by cutting.

- 1" solid brass tubing

Finish	Product Number	Price
CP	7152-48-CP	\$ 526
BN	7152-48-BN	\$ 602
ORB	7152-48-ORB	\$ 652
PB	7152-48-PB	\$ 556
CP	7152-54-CP	\$ 526
BN	7152-54-BN	\$ 602
ORB	7152-54-ORB	\$ 652
PB	7152-54-PB	\$ 556
CP	7152-60-CP	\$ 526
BN	7152-60-BN	\$ 602
ORB	7152-60-ORB	\$ 652
PB	7152-60-PB	\$ 556
CP	7152-72-CP	\$ 526
BN	7152-72-BN	\$ 602
ORB	7152-72-ORB	\$ 652
PB	7152-72-PB	\$ 556

Schedule C

Finish Code **BN** Brushed Nickel **CP** Polished Chrome **ORB** Oil Rubbed Bronze **PB** Polished Brass

## Shower Units



Available in two sizes:

L 48" D 24"

L 54" D 24"

62" riser • Washerless diverter bathcock, 3 $\frac{3}{8}$ " centers  
 10" wall support adjustable by cutting  
 30" ceiling support adjustable by cutting  
 Flow rate 4 GPM Flow rate showerhead 2.5 GPM

### Rectangular Shower Unit

- $\frac{3}{4}$ " solid brass tubing
- Shower head included

Finish	Product Number	Price
<b>PB</b>	4190-48-PB	\$ 764
<b>CP</b>	4190-48-CP	\$ 349
<b>ORB</b>	4190-48-ORB	\$ 903
<b>PN</b>	4190-48-PN	\$ 967
<b>BN</b>	4190-48-BN	\$ 786
<b>PB</b>	4190-54-PB	\$ 764
<b>CP</b>	4190-54-CP	\$ 362
<b>PN</b>	4190-54-PN	\$1,059
<b>BN</b>	4190-54-BN	\$1,299
<b>ORB</b>	4190-54-ORB	\$ 995

Schedule C

For use with acrylic or cast iron tubs.  
 Recommended for use with #5576 Double Offset Bath Supplies.



Available in two sizes:

L 48" D 24"

L 54" D 24"

62" riser • Washerless diverter bathcock, 3 $\frac{3}{8}$ " centers  
 18" wall support adjustable by cutting  
 30" ceiling support adjustable by cutting  
 Flow rate 4 GPM Flow rate showerhead 2.5 GPM

### Rectangular Shower Unit with Side Wall Support

- $\frac{3}{4}$ " solid brass tubing
- Side wall support fully reversible (left or right)

Finish	Product Number	Price
<b>PB</b>	4192-48-PB	\$ 803
<b>CP</b>	4192-48-CP	\$ 362
<b>ORB</b>	4192-48-ORB	\$1,001
<b>PN</b>	4192-48-PN	\$ 991
<b>BN</b>	4192-48-BN	\$ 744
<b>PB</b>	4192-54-PB	\$ 881
<b>CP</b>	4192-54-CP	\$ 375
<b>PN</b>	4192-54-PN	\$ 646
<b>BN</b>	4192-54-BN	\$ 965
<b>ORB</b>	4192-54-ORB	\$ 806

Schedule C

Shower head included.  
 For use with acrylic or cast iron tubs.  
 Recommended for use with #5576 Double Offset Bath Supplies.

Finish Code **BN** Brushed Nickel **CP** Polished Chrome **PB** Polished Brass **PN** Polished Nickel **ORB** Oil Rubbed Bronze

## Shower Units



Available in three sizes:

L 48"	D 26"
L 54"	D 26"
L 60"	D 26"

62" riser • Washerless diverter bathcock, 3/8" centers  
 Flow rate 4 GPM Flow rate showerhead 2.5 GPM  
 Recommended for use with #5576 Double Offset Bath Supplies.

## Rectangular "D" Shower Unit

- 1" solid brass tubing
- Shower head included

Finish	Product Number	Price
PB	4193-48-PB	\$ 665
CP	4193-48-CP	\$ 257
ORB	4193-48-ORB	\$ 655
PN	4193-48-PN	\$ 631
BN	4193-48-BN	\$ 620
PB	4193-54-PB	\$ 614
CP	4193-54-CP	\$ 259
ORB	4193-54-ORB	\$ 660
PN	4193-54-PN	\$ 625
BN	4193-54-BN	\$ 659
PB	4193-60-PB	\$ 636
CP	4193-60-CP	\$ 257
ORB	4193-60-ORB	\$ 682
PN	4193-60-PN	\$ 652
BN	4193-60-BN	\$ 643

Schedule C

Includes double eye loop connector: part #336 and rectangular flanges: part #300.  
 For use with acrylic or cast iron tubs.

## Code Rectangular Shower Unit

- 3/4" solid brass tubing
- Code spout
- Shower head included



Available in two sizes:

L 48"	D 24"
L 54"	D 24"

56" riser • Washerless diverter bathcock, 3/8" centers  
 Code spout: 4" above handles  
 10" wall support adjustable by cutting  
 30" ceiling support adjustable by cutting  
 Flow rate 4 GPM Flow rate showerhead 2.5 GPM

Finish	Product Number	Price
PB	4198-48-PB	\$ 792
CP	4198-48-CP	\$ 399
ORB	4198-48-ORB	\$ 927
PN	4198-48-PN	\$ 994
BN	4198-48-BN	\$ 812
PB	4198-54-PB	\$ 870
CP	4198-54-CP	\$ 412
PN	4198-54-PN	\$ 532
BN	4198-54-BN	\$ 459
ORB	4198-54-ORB	\$ 860

Schedule C

For use with acrylic or cast iron tubs.  
 Recommended for use with #5576 Double Offset Bath Supplies.

Finish Code **BN** Brushed Nickel **CP** Polished Chrome **ORB** Oil Rubbed Bronze **PB** Polished Brass **PN** Polished Nickel

## Shower Units



Available in three sizes:

- L 48" D 26"
- L 54" D 26"
- L 60" D 26"

56" riser • Washerless diverter bathcock, 3/8" centers  
 Code spout: 4" above handles  
 Flow rate 4 GPM Flow rate showerhead 2.5 GPM

### Code Rectangular Shower Unit

- 1" solid brass tubing
- Shower head included
- Code spout
- "D" Rod

Finish	Product Number	Price
<b>PB</b>	4191-48-PB	\$ 700
<b>CP</b>	4191-48-CP	\$ 317
<b>ORB</b>	4191-48-ORB	\$ 689
<b>PN</b>	4191-48-PN	\$ 667
<b>BN</b>	4191-48-BN	\$ 657
<b>PB</b>	4191-54-PB	\$ 703
<b>CP</b>	4191-54-CP	\$ 378
<b>ORB</b>	4191-54-ORB	\$ 694
<b>PN</b>	4191-54-PN	\$ 661
<b>BN</b>	4191-54-BN	\$ 694
<b>PB</b>	4191-60-PB	\$ 671
<b>CP</b>	4191-60-CP	\$ 317
<b>ORB</b>	4191-60-ORB	\$ 716
<b>PN</b>	4191-60-PN	\$ 688
<b>BN</b>	4191-60-BN	\$ 677

Schedule C

Includes double eye loop connector: part #336 and rectangular flanges: part #300  
 For acrylic or cast iron tub use.  
 Recommended for use with #5576 Double Offset Bath Supplies.



- L 48"
- D 24"

62" riser • 3/8" centers  
 1/4 turn ceramic disc cartridges  
 10" wall support adjustable by cutting  
 30" ceiling support adjustable by cutting  
 Flow rate 3.68 GPM

### Code Rectangular Shower Unit

- 3/4" solid brass tubing
- Code gooseneck spout

Finish	Product Number	Price
<b>PB</b>	4122-PB	\$ 957
<b>CP</b>	4122-CP	\$ 543
<b>BN</b>	4122-SN	\$1,104

Schedule C

Does not include shower head.  
 For acrylic tub use. For cast iron tub use part #4124  
 Recommended for use with #5576 Double Offset Bath Supplies.

## Shower Units



L 48"  
D 24"

62" riser • 3 $\frac{3}{8}$ " centers  
•  $\frac{1}{4}$  turn ceramic disc cartridges  
10" wall support adjustable by cutting  
30" ceiling support adjustable by cutting  
Flow rate 3.68 GPM

## Code Rectangular Shower Unit

- $\frac{3}{8}$ " solid brass tubing
- Code gooseneck spout

Finish	Product Number	Price
<b>CP</b>	4124-CP	\$ 546

Schedule C

Does not include shower head.  
For cast iron tub use. For acrylic tub use part **#4122**  
Recommended for use with **#5576** Double Offset Bath Supplies.



L 48"  
D 24"

3 $\frac{3}{8}$ " centers •  $\frac{1}{4}$  turn •  $\frac{1}{4}$  turn ceramic disc cartridges  
60" riser • 59" hose  
Flow rate spout 3.68 GPM Flow rate handshower 2.5 GPM

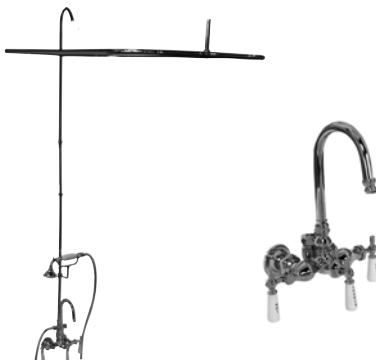
## Code Rectangular Shower Unit

- Hand held shower and cradle
- Code gooseneck spout
- 10" wall support
- 30" ceiling support

Finish	Product Number	Price
<b>CP</b>	4143-48-CP	\$ 943
<b>BN</b>	4143-48-BN	\$1,405

Schedule C

Shower head not included.  
For cast iron tub use. For acrylic tub use part **#4144**  
Recommended for use with **#5576** Double Offset Bath Supplies



L 48"  
D 24"

3 $\frac{3}{8}$ " centers • •  $\frac{1}{4}$  turn ceramic disc cartridges  
60" riser • 59" hose  
Flow rate spout 3.68 GPM Flow rate handshower 2.5 GPM

## Code Rectangular Shower Unit

- Hand held shower and cradle
- Code gooseneck spout
- 10" wall support
- 30" ceiling support

Finish	Product Number	Price
<b>PB</b>	4144-48-PB	\$1,231
<b>CP</b>	4144-48-CP	\$ 840
<b>PN</b>	4144-48-PN	\$1,697
<b>BN</b>	4144-48-BN	\$1,416

Schedule C

Does not include showerhead  
For acrylic tub use. For cast iron tub use part **#4143**  
Recommended for use with **#5576** Double Offset Bath Supplies.

Finish Code **BN** Brushed Nickel **CP** Polished Chrome **PB** Polished Brass **PN** Polished Nickel

## Shower Units



MC Handle

L 48" D 24"

7" centers • ¼ turn ceramic disc cartridges

59" hose • 62" riser

Flow rate 3.7 GPM

Flow rate handshower 2.5 GPM

Flow rate showerhead 2.44 GPM



### Code Rectangular Shower Unit

- Elephant spout
- Hand shower and cradle
- 6" elbows
- Sunflower shower head

Finish	Product Number	Handles	Price
<b>PB</b>	4063-PL-PB	Porcelain lever	\$2,172
<b>CP</b>	4063-PL-CP	Porcelain lever	\$1,179
<b>BN</b>	4063-PL-BN	Porcelain lever	\$1,993
<b>PN</b>	4063-PL-PN	Porcelain lever	\$2,360
<b>ORB</b>	4063-PL-ORB	Porcelain lever	\$2,282
<b>PB</b>	4063-MC-PB	Metal cross	\$2,172
<b>CP</b>	4063-MC-CP	Metal cross	\$1,179
<b>BN</b>	4063-MC-BN	Metal cross	\$1,993
<b>PN</b>	4063-MC-PN	Metal cross	\$2,360
<b>ORB</b>	4063-MC-ORB	Metal cross	\$2,282

Schedule C

For deck mounting on acrylic or cast iron tubs.  
Recommended for use with #5577 Straight Bath Supplies.

### Code Rectangular Shower Unit

- Elephant spout
- All metal hand-held shower and cradle
- 6" elbows
- Sunflower shower head



ML Handle



ML2 Handle

L 48" D 24"

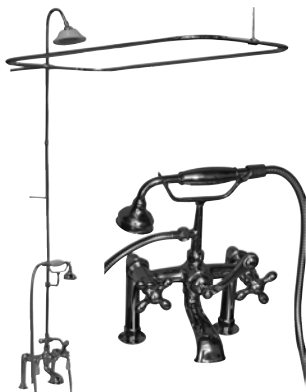
7" centers • ¼ turn ceramic disc cartridges

59" hose • 62" riser

Flow rate 3.7 GPM

Flow rate handshower 2.5 GPM

Flow rate showerhead 2.44 GPM



Finish	Product Number	Handles	Price
<b>PB</b>	4065-ML-PB	Metal lever	\$2,354
<b>CP</b>	4065-ML-CP	Metal lever	\$1,344
<b>PN</b>	4065-ML-PN	Metal lever	\$2,571
<b>BN</b>	4065-ML-BN	Metal lever	\$2,061
<b>ORB</b>	4065-ML-ORB	Metal lever	\$2,420
<b>PB</b>	4065-ML2-PB	Metal lever 2	\$2,354
<b>CP</b>	4065-ML2-CP	Metal lever 2	\$1,344
<b>PN</b>	4065-ML2-PN	Metal lever 2	\$2,571
<b>BN</b>	4065-ML2-BN	Metal lever 2	\$2,061
<b>ORB</b>	4065-ML2-ORB	Metal lever 2	\$2,420
<b>PB</b>	4065-MC-PB	Metal cross	\$2,354
<b>CP</b>	4065-MC-CP	Metal cross	\$1,344
<b>PN</b>	4065-MC-PN	Metal cross	\$2,571
<b>BN</b>	4065-MC-BN	Metal cross	\$2,061
<b>ORB</b>	4065-MC-ORB	Metal cross	\$2,420

Schedule C

For deck mounting on acrylic or cast iron tubs. To be used with straight bath supplies: part 5577.

Finish Code **BN** Brushed Nickel **CP** Polished Chrome **PB** Polished Brass **ORB** Oil Rubbed Bronze **PN** Polished Nickel

## Tub Fillers with Diverter



## Tub Rim-Mounted Filler with Diverter and Riser

- Elephant spout
- 6" elbows

Finish	Product Number	Handles	Price
<b>PB</b>	4045-PL-PB	Porcelain lever	\$ 860
<b>CP</b>	4045-PL-CP	Porcelain lever	\$ 732
<b>BN</b>	4045-PL-BN	Porcelain lever	\$ 912
<b>PN</b>	4045-PL-PN	Porcelain lever	\$1,026
<b>MB</b>	4045-PL-MB	Porcelain lever	\$1,023
<b>ORB</b>	4045-PL-ORB	Porcelain lever	\$1,064
<b>PB</b>	4045-MC-PB	Metal cross	\$ 860
<b>CP</b>	4045-MC-CP	Metal cross	\$ 732
<b>BN</b>	4045-MC-BN	Metal cross	\$ 912
<b>PN</b>	4045-MC-PN	Metal cross	\$1,026
<b>MB</b>	4045-MC-MB	Metal cross	\$1,023
<b>ORB</b>	4045-MC-ORB	Metal cross	\$1,064

Schedule C

For deck mounting on acrylic or cast iron tubs. Requires wall supports: part **#4195WS**  
 Shower head not included. To be used with straight bath supplies: part **#5577**.

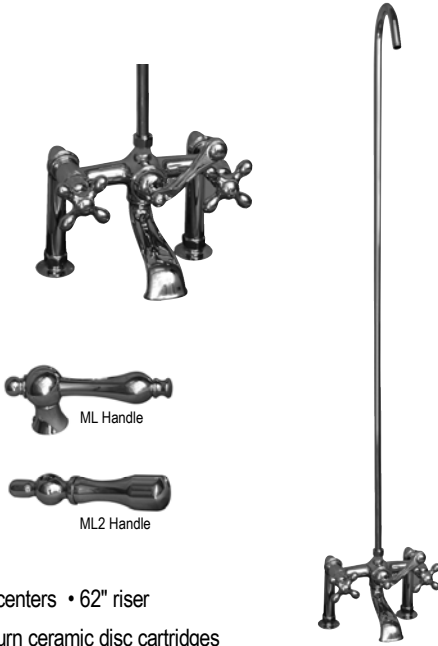
# Shower Rods

Shower rods, converto shower units and parts

## Tub Fillers with Diverters

### Tub Rim-Mounted Filler with Diverter and Riser

- Elephant spout
- All metal hand-held shower and cradle



7" centers • 62" riser  
 ¼ turn ceramic disc cartridges  
 Flow rate 3.7 GPM

Finish	Product Number	Handles	Price
<b>PB</b>	4046-ML-PB	Metal lever	\$ 931
<b>CP</b>	4046-ML-CP	Metal lever	\$ 795
<b>PN</b>	4046-ML-PN	Metal lever	\$1,105
<b>BN</b>	4046-ML-BN	Metal lever	\$ 983
<b>MB</b>	4046-ML-MB	Metal lever	\$1,098
<b>ORB</b>	4046-ML-ORB	Metal lever	\$1,106
<b>PB</b>	4046-ML2-PB	Metal lever 2	\$ 931
<b>CP</b>	4046-ML2-CP	Metal lever 2	\$ 795
<b>PN</b>	4046-ML2-PN	Metal lever 2	\$1,105
<b>BN</b>	4046-ML2-BN	Metal lever 2	\$ 983
<b>MB</b>	4046-ML2-MB	Metal lever 2	\$1,098
<b>ORB</b>	4046-ML2-ORB	Metal lever 2	\$1,106
<b>PB</b>	4046-MC-PB	Metal cross	\$ 931
<b>CP</b>	4046-MC-CP	Metal cross	\$ 795
<b>PN</b>	4046-MC-PN	Metal cross	\$1,105
<b>BN</b>	4046-MC-BN	Metal cross	\$ 983
<b>MB</b>	4046-MC-MB	Metal cross	\$1,098
<b>ORB</b>	4046-MC-ORB	Metal cross	\$1,106

Schedule C

For deck mounting on acrylic or cast iron tubs. Requires wall supports: part **#4195WS**  
 Shower head not included. To be used with straight bath supplies: part **#5577**.

Finish Code **BN** Brushed Nickel **CP** Polished Chrome **MB** Matte Black **ORB** Oil Rubbed Bronze **PB** Polished Brass **PN** Polished Nickel

## Tub Fillers with Diverters

### Tub Filler with Diverter and Hand Shower



3 3/8" centers • 59" hose • 60" riser  
 1/4 turn ceramic disc cartridges  
 Flow rate spout 3.68 GPM  
 Flow rate handshower 2.5 GPM

- Code gooseneck spout
- Hand-held shower and cradle
- 6" wall support

Finish	Product Number	Handles	Price
<b>PB</b>	4024-PL-PB	Porcelain lever	\$ 697
<b>CP</b>	4024-PL-CP	Porcelain lever	\$ 629
<b>PN</b>	4024-PL-PN	Porcelain lever	\$ 956
<b>BN</b>	4024-PL-SN	Porcelain lever	\$ 851
<b>ORB</b>	4024-PL-ORB	Porcelain lever	\$ 925

Schedule C

Shower head not included.  
 Acrylic tub use only. For cast iron tub use buy: part **#4023-PL**  
 Recommended for use with **#5576** Double Offset Bath Supplies.



3 3/8" centers • 60" riser • 59" hose  
 1/4 turn ceramic disc cartridges  
 Flow rate spout 3.68 GPM  
 Flow rate handshower 2.5 GPM

### Tub Filler with Diverter and Hand Shower

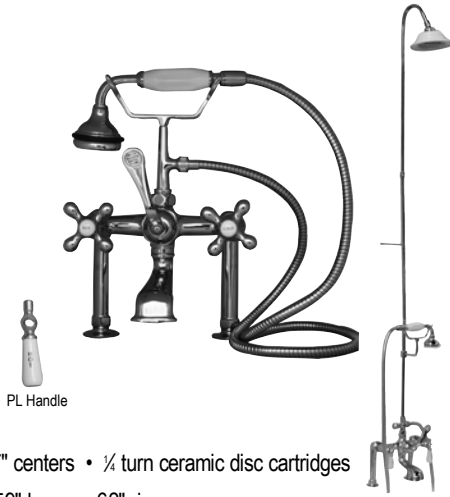
- Code gooseneck spout
- Hand held shower and cradle
- 6" wall support

Finish	Product Number	Handles	Price
<b>CP</b>	4023-PL-CP	Porcelain lever	\$ 730
<b>BN</b>	4023-PL-BN	Porcelain lever	\$ 839

Schedule C

Shower head not included  
 Cast iron tub use only. For acrylic tub use buy: part **#4024-PL**  
 Recommended for use with **#5576** Double Offset Bath Supplies.

## Tub Fillers with Diverters



7" centers • ¼ turn ceramic disc cartridges  
 59" hose • 62" riser  
 Flow rate 3.7 GPM  
 Flow rate handshower 2.5 GPM  
 Flow rate showerhead 2.44 GPM

### Tub Filler with Diverter, Hand-Held Shower and Riser

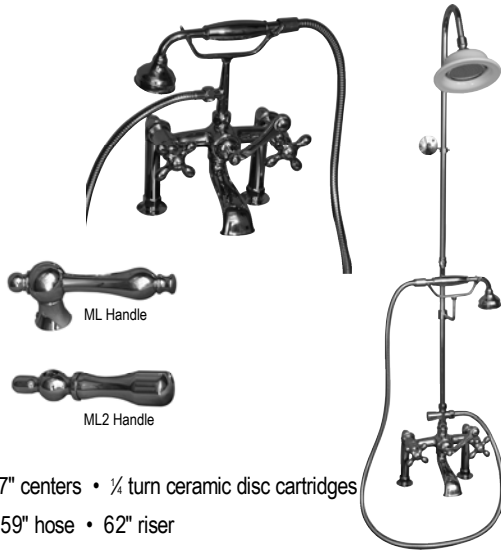
- Elephant spout
- Hand-held shower and cradle
- 6" elbows and wall support
- Sunflower shower head

Finish	Product Number	Handles	Price
<b>PB</b>	4062-PL-PB	Porcelain lever	\$1,536
<b>CP</b>	4062-PL-CP	Porcelain lever	\$1,125
<b>BN</b>	4062-PL-BN	Porcelain lever	\$1,372
<b>PN</b>	4062-PL-PN	Porcelain lever	\$1,583
<b>MB</b>	4062-PL-MB	Porcelain lever	\$1,612
<b>ORB</b>	4062-PL-ORB	Porcelain lever	\$1,510
<b>PB</b>	4062-MC-PB	Metal cross	\$1,536
<b>CP</b>	4062-MC-CP	Metal cross	\$1,125
<b>BN</b>	4062-MC-BN	Metal cross	\$1,372
<b>PN</b>	4062-MC-PN	Metal cross	\$1,583
<b>MB</b>	4062-MC-MB	Metal cross	\$1,612
<b>ORB</b>	4062-MC-ORB	Metal cross	\$1,510

Schedule C

For deck mounting on acrylic or cast iron tubs. To be used with straight bath supplies: part **5577**.

## Tub Fillers with Diverters



7" centers • ¼ turn ceramic disc cartridges

59" hose • 62" riser

Flow rate 3.7 GPM

Flow rate handshower 2.5 GPM

Flow rate showerhead 2.44 GPM

## Tub Filler with Diverter, Hand-Held Shower and Riser

- Elephant spout
- 6" elbows and wall support
- All metal hand-held shower and cradle
- Sunflower shower head

Finish	Product Number	Handles	Price
<b>PB</b>	4064-ML-PB	Metal lever	\$1,682
<b>CP</b>	4064-ML-CP	Metal lever	\$1,252
<b>PN</b>	4064-ML-PN	Metal lever	\$1,756
<b>BN</b>	4064-ML-BN	Metal lever	\$1,527
<b>MB</b>	4064-ML-MB	Metal lever	\$1,777
<b>ORB</b>	4064-ML-ORB	Metal lever	\$1,666
<b>PB</b>	4064-ML2-PB	Metal lever 2	\$1,682
<b>CP</b>	4064-ML2-CP	Metal lever 2	\$1,252
<b>PN</b>	4064-ML2-PN	Metal lever 2	\$1,756
<b>BN</b>	4064-ML2-BN	Metal lever 2	\$1,527
<b>MB</b>	4064-ML2-MB	Metal lever 2	\$1,777
<b>ORB</b>	4064-ML2-ORB	Metal lever 2	\$1,666
<b>PB</b>	4064-MC-PB	Metal cross	\$1,682
<b>CP</b>	4064-MC-CP	Metal cross	\$1,252
<b>PN</b>	4064-MC-PN	Metal cross	\$1,756
<b>BN</b>	4064-MC-BN	Metal cross	\$1,527
<b>MB</b>	4064-MC-MB	Metal cross	\$1,777
<b>ORB</b>	4064-MC-ORB	Metal cross	\$1,666

Schedule C

For deck mounting on acrylic or cast iron tubs. To be used with straight bath supplies: part **5577**.

# Shower Rods

Shower rods, convert shower units and parts

## Tub Fillers with Diverter



3/8" centers • 62" riser  
 1/4 turn ceramic disc cartridges  
 Flow rate spigot 3.34 GPM  
 Flow rate showerhead 2.5 GPM



3/8" centers • 62" riser  
 1/4 turn ceramic disc cartridges  
 Flow rate spigot 3.34 GPM  
 Flow rate showerhead 2.5 GPM



3/8" centers • 62" riser  
 1/4 turn ceramic disc cartridges  
 Flow rate spigot 3.34 GPM  
 Flow rate showerhead 2.44 GPM



3/8" centers • 62" riser  
 1/4 turn ceramic disc cartridges  
 Flow rate spigot 3.34 GPM  
 Flow rate showerhead 2.44 GPM



### Tub Filler with Diverter

- Old style spigot
- Solid brass adjustable shower head

Finish	Product Number	Handles	Price
<b>PB</b>	4010-PL-PB	Porcelain lever	\$ 406
<b>CP</b>	4010-PL-CP	Porcelain lever	\$ 351
<b>ORB</b>	4010-PL-ORB	Porcelain lever	\$ 499
<b>BN</b>	4010-PL-SN	Porcelain lever	\$ 660

Schedule C

For acrylic tub use only. For cast iron tubs use part **#4030**  
 Recommended for use with **#5576** Double Offset Bath Supplies and **#4195WS** Wall Support.

### Tub Filler with Diverter

- Old style spigot
- Solid brass adjustable shower head

<b>CP</b>	4030-PL-CP	Porcelain lever	\$ 355
-----------	------------	-----------------	--------

Schedule C

For cast iron tub use only. For acrylic tubs use part **#4010**  
 Recommended for use with **#5576** Double Offset Bath Supplies and **#4195WS** Wall Support.

### Tub Filler with Diverter

- Old style spigot
- Sunflower shower head

<b>PB</b>	4011-PL-PB	Porcelain lever	\$ 486
<b>CP</b>	4011-PL-CP	Porcelain lever	\$ 432
<b>ORB</b>	4011-PL-ORB	Porcelain lever	\$ 631
<b>PN</b>	4011-PL-PN	Porcelain lever	\$ 612
<b>BN</b>	4011-PL-SN	Porcelain lever	\$ 603

Schedule C

For acrylic tub use only. For cast iron tubs use part **#4031**  
 Recommended for use with **#5576** Double Offset Bath Supplies and **#4195WS** Wall Support.

### Tub Filler with Diverter

- Old style spigot
- Sunflower shower head

<b>CP</b>	4031-PL-CP	White plastic	\$ 531
-----------	------------	---------------	--------

Schedule C

For cast iron tub use only. For acrylic tubs use part **#4011**  
 Recommended for use with **#5576** Double Offset Bath Supplies and **#4195WS** Wall Support.

Finish Code **BN** Brushed Nickel **CP** Polished Chrome **ORB** Oil Rubbed Bronze **PB** Polished Brass **PN** Polished Nickel

## Tub Fillers and Shower Diverters



3 3/8" centers • 62" riser  
 • 1/4 turn ceramic disc cartridges  
 Flow rate 3.34 GPM  
 Flow rate showerhead 2.5 GPM



### Tub Filler with Diverter

- Code gooseneck spout
- Plastic shower head

Finish	Product Number	Handles	Price
<b>PB</b>	4012-PL-PB	Porcelain lever	\$ 438
<b>CP</b>	4012-PL-CP	Porcelain lever	\$ 390

Schedule C

For acrylic tub use only. For cast iron tubs use: part **#4013**  
 Recommended for use with **#5576** Double Offset Bath Supplies and **#4195WS** Wall Support.

### Tub Filler with Diverter

- Code gooseneck spout
- Plastic shower head

<b>CP</b>	4013-PL-CP	Porcelain lever	\$ 338
-----------	------------	-----------------	--------

Schedule C

For cast iron tub use only. For acrylic tubs use: part **#4012**  
 Recommended for use with **#5576** Double Offset Bath Supplies and **#4195WS** Wall Support.



3 3/8" centers • 62" riser  
 • 1/4 turn ceramic disc cartridges  
 Flow rate 3.34 GPM  
 Flow rate showerhead 2.5 GPM



### Tub Filler with Diverter

- Code spout included
- Shower head included
- Riser included

<b>PB</b>	4199-PB	Plastic lever	\$ 323
<b>CP</b>	4199-CP	Metal lever	\$ 239
<b>ORB</b>	4199-ORB	Metal lever	\$ 327
<b>PN</b>	4199-PN	Metal lever	\$ 310
<b>BN</b>	4199-BN	Metal lever	\$ 308

Schedule C

### Converto Shower Code Spout with Handles only

<b>PB</b>	191-S-PB	Plastic lever	\$ 220
<b>CP</b>	191-S-CP	Metal lever	\$ 142
<b>ORB</b>	191-S-ORB	Metal lever	\$ 217
<b>PN</b>	191-S-PN	Metal lever	\$ 234
<b>BN</b>	191-S-BN	Metal lever	\$ 217

Schedule C

For use with acrylic or cast iron tubs.  
 Recommended for use with **#5576** Double Offset Bath Supplies.



3 3/8" centers • 1/4 turn  
 56" riser • 6" wall supports  
 Flow rate 4 GPM  
 Flow rate showerhead 2.5 GPM



## Tub Fillers and Shower Diverters



3 $\frac{3}{8}$ " centers •  $\frac{1}{4}$  turn • 62" riser  
6" wall support  
Flow rate 4 GPM  
Flow rate showerhead 2.5 GPM



### Washerless Diverter Bathcock

- 195-S spout included
- Plastic shower head
- Riser included

Finish	Product Number	Handles	Price
<b>PB</b>	4195-PB	Metal lever	\$ 284
<b>CP</b>	4195-CP	Metal lever	\$ 179
<b>ORB</b>	4195-ORB	Metal lever	\$ 293
<b>PN</b>	4195-PN	Metal lever	\$ 278
<b>BN</b>	4195-BN	Metal lever	\$ 274

Schedule C

### Tub Converto Shower Spout with Handles only (F $\frac{3}{8}$ " Connection)

<b>PB</b>	195-S-PB	Metal lever	\$ 144
<b>CP</b>	195-S-CP	Metal lever	\$ 78
<b>ORB</b>	195-S-ORB	Metal lever	\$ 144
<b>PN</b>	195-S-PN	Metal lever	\$ 159
<b>BN</b>	195-S-BN	Metal lever	\$ 131

Schedule C

### Tub Converto Shower Spout with Handles only (M $\frac{1}{2}$ " Connection)

<b>CP</b>	205-S-CP	Metal lever	\$ 78
-----------	----------	-------------	-------

Schedule C

For use with acrylic or cast iron tubs.  
Recommended for use with #5576 Double Offset Bath Supplies.

### Converto Shower for Built-in Tub, No Handles

- Over rim diverter spout included
- Plastic shower head
- Riser included

Finish	Product Number	Price
<b>PB</b>	4185-PB	\$ 178
<b>CP</b>	4185-CP	\$ 161

Schedule C

### Built-in Tub Converto Shower Spout only

<b>PB</b>	185-S-PB	\$ 72
<b>CP</b>	185-S-CP	\$ 39

Schedule C

For use with acrylic or cast iron tubs.



50" riser



## Parts

## Ceiling Supports

Available in four sizes:

L 28"

L 36"

L 42"

L 48"

Adjustable by cutting ends

All are 3/16" OD



## Ceiling Support Assembly

Finish	Product Number	Price
<b>PB</b>	340-28-PB	\$ 53
<b>CP</b>	340-28-CP	\$ 27
<b>BN</b>	340-28-SN	\$ 71
<b>PN</b>	340-28-PN	\$ 84
<b>ORB</b>	340-28-ORB	\$ 84
<b>PB</b>	340-36-PB	\$ 59
<b>CP</b>	340-36-CP	\$ 32
<b>BN</b>	340-36-SN	\$ 80
<b>PN</b>	340-36-PN	\$ 94
<b>ORB</b>	340-36-ORB	\$ 102
<b>PB</b>	340-42-PB	\$ 72
<b>CP</b>	340-42-CP	\$ 35
<b>BN</b>	340-42-BN	\$ 77
<b>PN</b>	340-42-PN	\$ 82
<b>ORB</b>	340-42-ORB	\$ 123
<b>PB</b>	340-48-PB	\$ 77
<b>CP</b>	340-48-CP	\$ 39
<b>BN</b>	340-48-BN	\$ 76
<b>PN</b>	340-48-PN	\$ 74
<b>ORB</b>	340-48-ORB	\$ 71

Schedule C

Includes flange 340-F and eyeloop 340E

L 37½"

Adjustable by cutting flange end

All are 5/8" OD



## Ceiling Support for Oval Shower Rods

<b>PB</b>	7150CS-PB	\$ 91
<b>CP</b>	7150CS-CP	\$ 85
<b>PN</b>	7150CS-PN	\$ 98
<b>BN</b>	7150CS-BN	\$ 98
<b>ORB</b>	7150CS-ORB	\$108

Schedule C

Includes flange, eyeloop, wood screws and allen wrench

Finish Code **BN** Brushed Nickel **CP** Polished Chrome **ORB** Oil Rubbed Bronze **PB** Polished Brass **PN** Polished Nickel

## Parts

### Ceiling Supports

#### Ceiling Support, 5/8" x 30"

<b>PB</b>	150CS-PB	\$ 65
<b>CP</b>	150CS-CP	\$ 33
<b>BN</b>	150CS-SN	\$ 96
<b>PN</b>	150CS-PN	\$ 105
<b>ORB</b>	150CS-ORB	\$ 122

Schedule C

For use with 4150CT ceiling tee and 150F flange



#### Ceiling Support, 5/8" x 48"

<b>PB</b>	150LCS-PB	\$ 94
<b>CP</b>	150LCS-CP	\$ 25
<b>BN</b>	150LCS-SN	\$ 70
<b>PN</b>	150LCS-PN	\$ 94
<b>ORB</b>	150LCS-ORB	\$ 94

Schedule C

For use with 4150CT ceiling tee and 150F flange



Brass tubing

### Wall Supports

Finish	Product Number	Description	Price
<b>PB</b>	4150WS-PB	5/8" x 10"	\$ 43
<b>CP</b>	4150WS-CP	5/8" x 10"	\$ 15
<b>PN</b>	4150WS-PN	5/8" x 10"	\$ 71
<b>BN</b>	4150WS-SN	5/8" x 10"	\$ 51
<b>ORB</b>	4150WS-ORB	5/8" x 10"	\$ 47
<b>PB</b>	4152WS-PB	5/8" x 18"	\$ 62
<b>CP</b>	4152WS-CP	5/8" x 18"	\$ 20
<b>PN</b>	4152WS-PN	5/8" x 18"	\$ 112
<b>BN</b>	4152WS-SN	5/8" x 18"	\$ 88
<b>ORB</b>	4152WS-ORB	5/8" x 18"	\$ 102

Schedule C

For use with 4150WT wall tee and 150F flange




### Wall Support Assemblies

Finish	Product Number	Description	Price
<b>PB</b>	4185WS-PB	Supports for 4185	\$ 16
<b>CP</b>	4185WS-CP	Supports for 4185	\$ 11
<b>PB</b>	4195WS-PB	Supports for 4195 and 4199	\$ 25
<b>CP</b>	4195WS-CP	Supports for 4195 and 4199	\$ 13
<b>MB</b>	4195WS-MB	Supports for 4195 and 4199	\$ 21
<b>PN</b>	4195WS-PN	Supports for 4195 and 4199	\$ 30
<b>BN</b>	4195WS-SN	Supports for 4195 and 4199	\$ 30
<b>ORB</b>	4195WS-ORB	Supports for 4195 and 4199	\$ 32

Schedule C

Finish Code **BN** Brushed Nickel **CP** Polished Chrome **MB** Matte Black **ORB** Oil Rubbed Bronze **PB** Polished Brass **PN** Polished Nickel



## Parts

## Parts

## Wall Tee



Length: 2½"  
Diameter: 1½"

Finish	Product Number	Price
<b>PB</b>	4150WT-PB	\$ 20
<b>CP</b>	4150WT-CP	\$ 11
<b>PN</b>	4150WT-PN	\$ 25
<b>BN</b>	4150WT-SN	\$ 25
<b>ORB</b>	4150WT-ORB	\$ 25

Schedule C

## Ceiling Tee



Length: 2½"  
Diameter: 1½"

<b>PB</b>	4150CT-PB	\$ 20
<b>CP</b>	4150CT-CP	\$ 11
<b>PN</b>	4150CT-PN	\$ 25
<b>BN</b>	4150CT-SN	\$ 25
<b>ORB</b>	4150CT-ORB	\$ 25

Schedule C

## Double Eyeloop (1" OD x ⅝" pipe connection)



Length: 2"  
Width: ¾"  
Height: 1¼"

<b>PB</b>	336-PB	\$ 36
<b>CP</b>	336-CP	\$ 25
<b>PN</b>	336-PN	\$ 28
<b>BN</b>	336-BN	\$ 28
<b>ORB</b>	336-ORB	\$ 36

Schedule C

## Street Elbow, ⅜"



Length: 1½"  
Height: 1"

<b>PB</b>	152L-PB	\$ 17
<b>CP</b>	152L-CP	\$ 9
<b>PN</b>	152L-PN	\$ 32
<b>BN</b>	152L-SN	\$ 32
<b>ORB</b>	152L-ORB	\$ 32

Schedule C

## Parts



Diameter: 1 1/4"



Base diameter: 3/4"  
Ring diameter: 1 1/4"  
Length: 2"

## Parts

### Eye Loop for 340 Ceiling Support

<b>PB</b>	340E-PB	\$ 9
<b>CP</b>	340E-CP	\$ 7
<b>PN</b>	340E-PN	\$ 9
<b>BN</b>	340E-BN	\$ 8
<b>ORB</b>	340E-ORB	\$ 9

Schedule C

### "D" Rod Loop Connector

<b>PB</b>	331-PB	\$ 13
<b>CP</b>	331-CP	\$ 13
<b>PN</b>	331-PN	\$ 11
<b>BN</b>	331-BN	\$ 11
<b>ORB</b>	331-ORB	\$ 13

Schedule C

## Parts

## Ceiling and Wall Flanges

## Flange for Rectangular Rod




Diameter: 2¼"  
Height: 1"

Finish	Product Number	Price
<b>PB</b>	150F-PB	\$ 11
<b>CP</b>	150F-CP	\$ 7
<b>ORB</b>	150F-ORB	\$ 17
<b>PN</b>	150F-PN	\$ 17
<b>BN</b>	150F-SN	\$ 17

Schedule C

## Jumbo Rectangular Die Cast Flanges (pair)



Length: 5"  
Width: 2¼"  
Height: 2¼"

<b>AB</b>	300-AB	\$ 26
<b>BN</b>	300-BN	\$ 24
<b>CP</b>	300-CP	\$ 17
<b>MB</b>	300-MB	\$ 21
<b>ORB</b>	300-ORB	\$ 27
<b>PB</b>	300-PB	\$ 26
<b>PN</b>	300-PN	\$ 29
<b>WH</b>	300-WH	\$ 21

Schedule C

## Heavy Round Die Cast Flanges (pair)



Diameter: 2¼"  
Height: 1"

<b>AB</b>	310-AB	\$ 15
<b>BN</b>	310-SN	\$ 11
<b>CP</b>	310-CP	\$ 8
<b>MB</b>	310-MB	\$ 13
<b>ORB</b>	310-ORB	\$ 13
<b>PB</b>	310-PB	\$ 11
<b>PN</b>	310-PN	\$ 11
<b>WH</b>	310-WH	\$ 13

Schedule C

## Flange for 340 Ceiling Support



Diameter: 2¼"

<b>BN</b>	340F-PB	\$ 9
<b>CP</b>	340F-CP	\$ 7
<b>PN</b>	340F-PN	\$ 11
<b>BN</b>	340F-BN	\$ 11
<b>ORB</b>	340F-ORB	\$ 15

Schedule C

Finish Code **AB** Antique Brass **BN** Brushed Nickel **PB** Polished Brass **CP** Polished Chrome **MB** Matte Black **ORB** Oil Rubbed Bronze  
**PN** Polished Nickel **WH** White

# Shower Rods

Shower rods, convert shower units and parts

## Parts


### Decorative Flange (pair)



Finish	Product Number	Price
<b>PB</b>	350-PB	\$ 94
<b>CP</b>	350-CP	\$ 85
<b>BN</b>	350-BN	\$100
<b>PN</b>	350-PN	\$109
<b>ORB</b>	350-ORB	\$106

Schedule C


Decorative flange requires use of ceiling support part #340 available.



### Decorative Shower Rod Flange (pair)

<b>BN</b>	352-BN	\$ 35
<b>CP</b>	352-CP	\$ 30
<b>MB</b>	352-MB	\$ 31
<b>ORB</b>	352-ORB	\$ 38
<b>PB</b>	352-PB	\$ 35
<b>PN</b>	352-PN	\$ 35
<b>WH</b>	352-WH	\$ 31

Schedule C



### Decorative Shower Rod Flange (pair)

<b>BN</b>	356-BN	\$ 40
<b>CP</b>	356-CP	\$ 35
<b>MB</b>	356-MB	\$ 37
<b>ORB</b>	356-ORB	\$ 43
<b>PB</b>	356-PB	\$ 40
<b>PN</b>	356-PN	\$ 40
<b>WH</b>	356-WH	\$ 37

Schedule C

Finish Code **BN** Brushed Nickel **CP** Polished Chrome **MB** Matte Black **ORB** Oil Rubbed Bronze **PB** Polished Brass **PN** Polished Nickel **WH** White

## Parts



### Decorative Flange (pair)

Finish	Product Number	Price
<b>BN</b>	354-BN	\$ 56
<b>CP</b>	354-CP	\$ 50
<b>MB</b>	354-MB	\$ 50
<b>ORB</b>	354-ORB	\$ 61
<b>PB</b>	354-PB	\$ 56
<b>PN</b>	354-PN	\$ 56
<b>WH</b>	354-WH	\$ 50

Schedule C



### Adjustable Shower Rod Flange (pair)

<b>BN</b>	360-BN	\$ 21
<b>CP</b>	360-CP	\$ 19
<b>MB</b>	360-MB	\$ 19
<b>ORB</b>	360-ORB	\$ 25
<b>PB</b>	360-PB	\$ 21
<b>PN</b>	360-PN	\$ 21
<b>WH</b>	360-WH	\$ 19

Schedule C

Finish Code **BN** Brushed Nickel **PB** Polished Brass **CP** Polished Chrome **MB** Matte Black **ORB** Oil Rubbed Bronze **WH** White  
**PN** Polished Nickel

## Flanges



Reach: 5½"

### Shower Risers

Finish	Product Number	Description	Price
<b>PB</b>	185R-PB	50" Converto shower riser	\$ 92
<b>CP</b>	185R-CP	50" Converto shower riser	\$ 80
<b>PB</b>	199R-PB	56" Converto shower riser	\$ 99
<b>CP</b>	199R-CP	56" Converto shower riser	\$ 84
<b>ORB</b>	199R-ORB	56" Converto shower riser	\$ 105
<b>PN</b>	199R-PN	56" Converto shower riser	\$ 99
<b>BN</b>	199R-BN	56" Converto shower riser	\$ 99
<b>PB</b>	196R-PB	62" Converto shower riser	\$ 107
<b>CP</b>	196R-CP	62" Converto shower riser	\$ 56
<b>MB</b>	196R-MB	62" Converto shower riser	\$ 107
<b>ORB</b>	196R-ORB	62" Converto shower riser	\$ 141
<b>PN</b>	196R-PN	62" Converto shower riser	\$ 141
<b>BN</b>	196R-SN	62" Converto shower riser	\$ 107

Schedule C

All finishes except polished chrome are 2 pieces.  
Requires use of ½" to ¾" face bushing part **#5518C**.

Finish Code **BN** Brushed Nickel **CP** Polished Chrome **MB** Matte Black **ORB** Oil Rubbed Bronze **PB** Polished Brass **PN** Polished Nickel

## Showerheads

### Draper Round Shower Head



½ threaded connection


- 304 Grade stainless steel
- Wall mount installation

Finish	Product Number	Description	Price
SB	5902-8-SB	8" Diameter	\$ 75
SP	5902-8-SP	8" Diameter	\$ 75
SB	5902-10-SB	10" Diameter	\$ 104
SP	5902-10-SP	10" Diameter	\$ 104
SB	5902-12-SB	12" Diameter	\$ 155
SP	5902-12-SP	12" Diameter	\$ 155
SB	5902-14-SB	14" Diameter	\$ 189
SP	5902-14-SP	14" Diameter	\$ 189
SB	5902-16-SB	16" Diameter	\$ 224
SP	5902-16-SP	16" Diameter	\$ 224

Schedule C

Flow rate: 2 GPM

### Eliau Square Shower Head



½ threaded connection

- 304 Grade stainless steel
- Wall mount installation

Finish	Product Number	Description	Price
SB	5900-8-SB	8" X 8"	\$ 70
SP	5900-8-SP	8" X 8"	\$ 70
SB	5900-10-SB	10" X 10"	\$ 98
SP	5900-10-SP	10" X 10"	\$ 98
SB	5900-12-SB	12" X 12"	\$ 150
SP	5900-12-SP	12" X 12"	\$ 150
SB	5900-14-SB	14" X 14"	\$ 184
SP	5900-14-SP	14" X 14"	\$ 184
SB	5900-16-SB	16" X 16"	\$ 218
SP	5900-16-SP	16" X 16"	\$ 218

Schedule C

Flow rate: 2 GPM

Finish Code **SB** Brushed Stainless **SP** Polished Stainless

## Showerheads



### Seneca Rain Shower Head

- Solid brass
- Silicon nozzles

Finish	Product Number	Description	Price
<b>PB</b>	5800-6-PB	6" shower head	\$ 185
<b>CP</b>	5800-6-CP	6" shower head	\$ 116
<b>BN</b>	5800-6-BN	6" shower head	\$ 147
<b>PN</b>	5800-6-PN	6" shower head	\$ 187
<b>ORB</b>	5800-6-ORB	6" shower head	\$ 187
<b>PB</b>	5800-8-PB	8" shower head	\$ 239
<b>CP</b>	5800-8-CP	8" shower head	\$ 150
<b>BN</b>	5800-8-BN	8" shower head	\$ 192
<b>PN</b>	5800-8-PN	8" shower head	\$ 239
<b>ORB</b>	5800-8-ORB	8" shower head	\$ 239
<b>PB</b>	5800-10-PB	10" shower head	\$ 355
<b>CP</b>	5800-10-CP	10" shower head	\$ 222
<b>BN</b>	5800-10-BN	10" shower head	\$ 283
<b>PN</b>	5800-10-PN	10" shower head	\$ 355
<b>ORB</b>	5800-10-ORB	10" shower head	\$ 355
<b>PB</b>	5800-12-PB	12" shower head	\$ 487
<b>CP</b>	5800-12-CP	12" shower head	\$ 305
<b>BN</b>	5800-12-BN	12" shower head	\$ 358
<b>PN</b>	5800-12-PN	12" shower head	\$ 487
<b>ORB</b>	5800-12-ORB	12" shower head	\$ 487

Schedule B

Flow rate: 1.8 GPM



Diameter: 4¾"

### Sprinkler Can Shower Head

- Solid brass

Finish	Product Number	Description	Price
<b>PB</b>	5591-PB	4¾" shower head	\$ 110
<b>CP</b>	5591-CP	4¾" shower head	\$ 104
<b>BN</b>	5591-SN	4¾" shower head	\$ 129

Schedule B

Flow rate: 2.21 GPM

Finish Code **BN** Brushed Nickel **CP** Polished Chrome **ORB** Oil Rubbed Bronze **PB** Polished Brass **PN** Polished Nickel

## Showerheads



Diameter: 6¼"

### Sunflower Shower Head

- Solid brass
- Porcelain outside

Finish	Product Number	Description	Price
<b>PB</b>	5590-PB	6¼" shower head	\$ 123
<b>CP</b>	5590-CP	6¼" shower head	\$ 117
<b>BN</b>	5590-SN	6¼" shower head	\$ 131
<b>PN</b>	5590-PN	6¼" shower head	\$ 129
<b>MB</b>	5590-MB	6¼" shower head	\$ 129
<b>ORB</b>	5590-ORB	6¼" shower head	\$ 134

Schedule B

Flow rate: 2.44 GPM



Diameter: 2¼"

### Traditional Shower Head

- Solid brass

Finish	Product Number	Description	Price
<b>PB</b>	5592-PB	2¼" shower head	\$ 72
<b>CP</b>	5592-CP	2¼" shower head	\$ 72
<b>BN</b>	5592-SN	2¼" shower head	\$ 85
<b>ORB</b>	5592-ORB	2¼" shower head	\$ 117
<b>PN</b>	5592-PN	2¼" shower head	\$ 117

Schedule B

Flow rate: 2.5 GPM



### Trapp Rain Shower Head

- Solid brass
- Silicon nozzles

Finish	Product Number	Description	Price
<b>PB</b>	5810-PB	4¼" shower head	\$108
<b>CP</b>	5810-CP	4¼" shower head	\$ 67
<b>BN</b>	5810-BN	4¼" shower head	\$ 85
<b>PN</b>	5810-PN	4¼" shower head	\$108
<b>ORB</b>	5810-ORB	4¼" shower head	\$108

Schedule B

Flow rate: 1.8 GPM

Finish Code **BN** Brushed Nickel **CP** Polished Chrome **ORB** Oil Rubbed Bronze **PB** Polished Brass **PN** Polished Nickel **MB** Matte Black

## Shower Arms

### Square Shower Arm with Flange

- Brass construction
- Wall mount installation



1/2" IPS connection

Finish	Product Number	Description	Price
BN	5700-12-BN	12" Length	\$ 127
CP	5700-12-CP	12" Length	\$ 105
ORB	5700-12-ORB	12" Length	\$ 147
PB	5700-12-PB	12" Length	\$ 147
PN	5700-12-PN	12" Length	\$ 147
CP	5700-17-CP	17" Length <b>Discontinued</b>	
ORB	5700-17-ORB	17" Length	\$ 158
PB	5700-17-PB	17" Length	\$ 158
PN	5700-17-PN	17" Length	\$ 158

Schedule C

### Square Shower Arm with Flange

- Brass construction
- Ceiling mount installation



1/2" IPS connection

Finish	Product Number	Description	Price
BN	5702-12-BN	12" Length	\$ 127
CP	5702-12-CP	12" Length	\$ 105
ORB	5702-12-ORB	12" Length	\$ 147
PB	5702-12-PB	12" Length	\$ 147
PN	5702-12-PN	12" Length	\$ 147
BN	5702-17-BN	17" Length	\$ 134
CP	5702-17-CP	17" Length	\$ 111
ORB	5702-17-ORB	17" Length	\$ 158
PB	5702-17-PB	17" Length	\$ 158
PN	5702-17-PN	17" Length	\$ 158

Schedule C

## Shower Arms



½" IPS connection

### Shower Arm with Flange

- Brass construction
- Ceiling mount installation

Finish	Product Number	Description	Price
<b>BN</b>	5706-10-BN	10" Length	\$ 86
<b>CP</b>	5706-10-CP	10" Length	\$ 72
<b>ORB</b>	5706-10-ORB	10" Length	\$ 107
<b>PB</b>	5706-10-PB	10" Length	\$ 107
<b>PN</b>	5706-10-PN	10" Length	\$ 107
<b>BN</b>	5706-17-BN	17" Length	\$ 89
<b>CP</b>	5706-17-CP	17" Length	\$ 75
<b>ORB</b>	5706-17-ORB	17" Length	\$ 111
<b>PB</b>	5706-17-PB	17" Length	\$ 111
<b>PN</b>	5706-17-PN	17" Length	\$ 111

Schedule C



½" IPS connection

### Shower Arm with Flange

- Brass construction
- Wall mount installation

Finish	Product Number	Description	Price
<b>BN</b>	5708-12-BN	12" Length	\$ 73
<b>CP</b>	5708-12-CP	12" Length	\$ 61
<b>ORB</b>	5708-12-ORB	12" Length	\$ 91
<b>PB</b>	5708-12-PB	12" Length	\$ 91
<b>PN</b>	5708-12-PN	12" Length	\$ 91
<b>BN</b>	5708-17-BN	17" Length	\$ 86
<b>CP</b>	5708-17-CP	17" Length	\$ 72
<b>ORB</b>	5708-17-ORB	17" Length	\$ 107
<b>PB</b>	5708-17-PB	17" Length	\$ 107
<b>PN</b>	5708-17-PN	17" Length	\$ 107

Schedule C

## Shower Arms



1/2" IPS connection

### Heavy Duty Offset Shower Arm with Flange

- Brass construction
- Wall mount installation

Finish	Product Number	Description	Price
<b>BN</b>	5690-BN	8 3/4" with 8 3/4" extension from wall	\$ 56
<b>CP</b>	5690-CP	8 3/4" with 8 3/4" extension from wall	\$ 49
<b>ORB</b>	5690-ORB	8 3/4" with 8 3/4" extension from wall	\$ 61
<b>PB</b>	5690-PB	8 3/4" with 8 3/4" extension from wall	\$ 61
<b>PN</b>	5690-PN	8 3/4" with 8 3/4" extension from wall	\$ 56
<b>BN</b>	5691-BN	11" with 8 1/2" extension from wall	\$ 47
<b>CP</b>	5691-CP	11" with 8 1/2" extension from wall	\$ 41
<b>ORB</b>	5691-ORB	11" with 8 1/2" extension from wall	\$ 52
<b>PB</b>	5691-PB	11" with 8 1/2" extension from wall	\$ 52
<b>PN</b>	5691-PN	11" with 8 1/2" extension from wall	\$ 56

Schedule C



1/2" NPT connection

### Heavy Duty Standard Shower Arm with Flange

- Brass construction
- Wall mount installation

Finish	Product Number	Description	Price
<b>BN</b>	5692-BN	8" Length	\$ 30
<b>CP</b>	5692-CP	8" Length	\$ 26
<b>ORB</b>	5692-ORB	8" Length	\$ 37
<b>PB</b>	5692-PB	8" Length	\$ 37
<b>PN</b>	5692-PN	8" Length	\$ 30
<b>BN</b>	5693-BN	12" Length	\$ 46
<b>CP</b>	5693-CP	12" Length	\$ 36
<b>ORB</b>	5693-ORB	12" Length	\$ 51
<b>PB</b>	5693-PB	12" Length	\$ 51
<b>PN</b>	5693-PN	12" Length	\$ 46

Schedule C

Finish Code **BN** Brushed Nickel **CP** Polished Chrome **ORB** Oil Rubbed Bronze **PB** Polished Brass **PN** Polished Nickel

## Shower Arms



½" IPS connection

### Vintage Shower Arm with Flange

- Brass construction
- Wall mount installation

Finish	Product Number	Description	Price
<b>BN</b>	5710-17-BN	17" Length	\$ 93
<b>CP</b>	5710-17-CP	17" Length	\$ 77
<b>ORB</b>	5710-17-ORB	17" Length	\$ 110
<b>PB</b>	5710-17-PB	17" Length	\$ 116
<b>PN</b>	5710-17-PN	17" Length	\$ 116

Schedule B



### Adjustable Shower Arm

- Brass construction
- Wall mount installation

Finish	Product Number	Description	Price
<b>BN</b>	5632-BN	10" Length	\$ 54
<b>CP</b>	5632-CP	10" Length	\$ 44
<b>ORB</b>	5632-ORB	10" Length	\$ 58
<b>PB</b>	5632-PB	10" Length	\$ 58
<b>PN</b>	5632-PN	10" Length	\$ 54

Schedule B

# Bath Accessories

Shower heads, bath caddies, shower seats and stools

## Bath Caddies

### Bath Caddy for Shower Riser



L 6½"  
W 6⅝"  
H 4⅞"

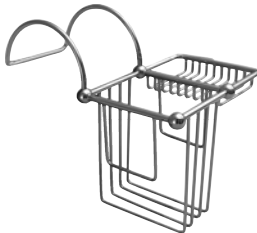
- Solid brass

Finish	Product Number	Price
<b>CP</b>	BC2000-CP	\$ 103
<b>SN</b>	BC2000-BN	\$ 122
<b>ORB</b>	BC2000-ORB	\$ 136
<b>PN</b>	BC2000-PN	\$ 122

Schedule C

Compatible with 1/2" IPS or 5/8" OD riser tubing.

### Bath Supply Basket for Tub Rim



L 6⅝"  
W 8¼"  
H 7"


- Solid brass
- Hangs conveniently on tub rim

Finish	Product Number	Price
<b>SN</b>	BC2004-BN	\$ 134
<b>CP</b>	BC2004-CP	\$ 114
<b>PN</b>	BC2004-PN	\$ 134

Schedule C

Designed to hang over tub rim.

### 38" Tub Caddy



L Adjustable 28⅞" - 38"

W 7¾"

Large basket: 7¾" x 7½"  
Small baskets: 3½" x 7½"

- Solid brass construction
- 3 Separate basket style compartments

Finish	Product Number	Price
<b>SN</b>	BC2038-BN	\$ 230
<b>CP</b>	BC2038-CP	\$ 210
<b>ORB</b>	BC2038-ORB	\$ 244
<b>PN</b>	BC2038-PN	\$ 230

Schedule C

Designed to rest over tub rims.

Finish Code **CP** Polished Chrome **ORB** Oil Rubbed Bronze **PN** Polished Nickel **SN** Brushed Nickel

## Bath Caddies

L 30"  
W 11¼"  
H 3"



### Bamboo Tub Caddy Shelf

- Eco-friendly bamboo
- Natural finish

Product Number	Price
BC2027	\$ 215

Schedule C

Designed to rest over tub rims.

L 33⅞"  
W 11¼"  
H 3"



### Bamboo Tub Caddy Shelf


- Eco-friendly bamboo
- Natural finish

Product Number	Price
BC2032	<b>Discontinued</b> \$ 182

Schedule C

Designed to rest over tub rims.

L 27⅝"  
W 6"  
H 1⅞"



### Bamboo Bath Shelf


- Eco-friendly bamboo
- Natural finish

Product Number	Price
BC2042	\$ 211

Schedule C

Designed to rest over tub rims.

L 29⅞"  
W 7⅞"  
H 3¼"



### Bamboo Bath Shelf

- Eco-friendly bamboo
- Natural finish

Product Number	Price
BC2043	\$ 211

Schedule C

Designed to rest over tub rims.

# Bath Accessories

Shower heads, bath caddies, shower seats  
and stools

## Bath Caddies

L 33"  
W 11¼"  
H 3"



### Bamboo Caddy Tray

- Eco-friendly bamboo
- Natural finish

	Product Number	Price
■	BC2044	\$ 215

Schedule C

Designed to rest over tub rims.



L 32"  
W 9¼"  
H 1"



### Universal Acrylic Tub Caddy

- Acrylic construction
- Rectangular tray

	Product Number	Price
WH	BC2046-WH	\$ 99

Schedule C

Designed to rest over tub rims.

Finish Code **WH** White

## Shower Seats



L 13<sup>3</sup>/<sub>4</sub>"  
W 13<sup>3</sup>/<sub>4</sub>"

### Wall Mounted Shower Seat

- Durable plastic construction
- Anti-slip surface
- Folds up when not in use
- Maximum weight capacity 350 lb.

	Product Number	Price
<b>WH</b>	6183-WH	\$ 115
<small>Schedule C</small>		



L 12<sup>3</sup>/<sub>4</sub>"  
W 12<sup>3</sup>/<sub>4</sub>"

### Wall Mounted Shower Seat

- Durable plastic construction
- Anti-slip surface
- Folds up when not in use
- Maximum weight capacity 285 lb.

	Product Number	Price
<b>WH</b>	6189-WH	\$ 76
<small>Schedule C</small>		



L 18<sup>3</sup>/<sub>4</sub>"  
W 15<sup>1</sup>/<sub>2</sub>"

### Wall Mounted Shower Seat

- Durable plastic construction
- Anti-slip surface
- Folds down legs for added support
- Maximum weight capacity 350 lb.

	Product Number	Price
<b>WH</b>	6191-WH	\$155
<small>Schedule C</small>		



L 13<sup>3</sup>/<sub>4</sub>"  
W 13<sup>3</sup>/<sub>4</sub>"

### Wall Mounted Shower Seat

- Durable plastic construction
- Anti-slip surface
- Fold down legs for added support
- Maximum weight capacity 350 lb.

	Product Number	Price
<b>WH</b>	6193-WH	\$150
<small>Schedule C</small>		

Finish Code **WH** White

# Bath Accessories

Shower heads, bath caddies, shower seats and stools

## Shower Seats



W 15"  
D 12½"

### Wall Mounted Teak Shower Seat

- Natural teak seat
- Stainless steel mounting bracket
- Folds up when not in use
- Maximum weight capacity 396 lb.

	Product Number	Price
<b>CP</b>	6105-CP	\$ 177

Schedule C



W 15¾"  
D 13"

### Wall Mounted Teak Shower Seat

- Natural teak seat
- Mounting hardware included
- Folds up when not in use
- Maximum weight capacity 350 lb.

	Product Number	Price
<b>BN</b>	6113-BN	\$ 241
<b>CP</b>	6113-CP	\$ 241
<b>ORB</b>	6113-ORB	\$ 253

Schedule C

Finish Code **BN** Brushed Nickel **CP** Polished Chrome **ORB** Oil Rubbed Bronze

## Shower Seats



W 15"  
D 13 $\frac{3}{8}$ "

### Wall Mounted Shower Seat

- Bullet wood construction
- Stainless steel mounting bracket
- Folds up when not in use
- Maximum weight capacity 397 lb.

	Product Number	Price
	6112	\$ 123
<small>Schedule C</small>		



W 17 $\frac{3}{8}$ "  
D 15"

### Wall Mounted Teak Shower Seat

- Natural teak construction
- Aluminum frame
- Folds up when not in use
- Maximum weight capacity 331 lb.

	Product Number	Price
	6119	\$ 299
<small>Schedule C</small>		



W 35 $\frac{3}{8}$ "  
D 12 $\frac{3}{8}$ "

### Wall Mounted Teak Shower Seat

- Natural teak seat
- Stainless steel mounting bracket
- Folds up when not in use
- Maximum weight capacity 350 lb.

	Product Number	Price
SP	6115-SP	\$ 329
<small>Schedule C</small>		

Finish Code **SP** Polished Stainless

# Bath Accessories

Shower heads, bath caddies, shower seats and stools

## Shower Seats



W 15"  
D 13"  
H 17¼"

### Wall Mounted Teak Shower Seat

- Natural teak seat
- Stainless steel mounting hardware
- Fold down legs for added support
- Maximum weight capacity 440 lb.

	Product Number	Price
SP	6121-SP	\$ 178
<small>Schedule C</small>		



L 18⅞"  
W 18⅞"  
H 15⅞" to 20½"

### Wall Mounted Teak Shower Seat

- Rubber woods seat
- Stainless steel mounting hardware
- Fold down legs for added support
- Maximum weight capacity 440 lb.

	Product Number	Price
	6122	\$ 312
<small>Schedule C</small>		

Finish Code **SP** Polished Stainless

## Shower Stools and Bath Steps



W 15 $\frac{3}{4}$ "  
D 10 $\frac{5}{8}$ "  
H 17"

### Resin Shower Stool

- Durable resin seat
- Use in or out of shower
- Maximum weight capacity 250 lb

	Product Number	Description	Price
<b>WH</b>	6243-GL	Gloss finish	\$ 497
<b>WH</b>	6243-MT	Matte finish	\$ 454

Schedule B



W 15 $\frac{1}{8}$ "  
D 9"  
H 17"

### Resin Shower Stool

- Durable resin seat
- Use in or out of shower
- Curved comfort seat
- Maximum weight capacity 250 lb.

	Product Number	Description	Price
<b>WH</b>	6215-GL	Gloss finish	\$ 518
<b>WH</b>	6215-MT	Matte finish	\$ 468

Schedule B



W 14"  
D 16"  
H 13 $\frac{1}{4}$ "

### Hammered Copper Steps

- 16 gauge metal
- Maximum weight capacity 275 lb
- Hammered finish

Color	Product Number	Price
<b>AC</b>	COSTP-SQ-AC	\$ 571

Schedule B

# Bath Accessories

Shower heads, bath caddies, shower seats and stools

## Shower Stools



W 20 $\frac{1}{4}$ "

D 15 $\frac{3}{8}$ "

H 19"

### Teak Shower Stool

- Natural teak seat
- Slatted seat for drainage
- Curved seat for comfort
- Maximum weight capacity 330 lb.

	Product Number	Price
■	6136	\$ 396

Schedule C

## Shower Stools



W 17"  
D 15<sup>7</sup>/<sub>8</sub>"  
H 17<sup>7</sup>/<sub>8</sub>"

### Bamboo Shower Stool

- Natural bamboo seat
- Slatted seat for drainage
- Maximum weight capacity 300 lb.

Product Number	Price
6220	\$ 372

Schedule C



W 17<sup>3</sup>/<sub>4</sub>"  
D 11<sup>1</sup>/<sub>8</sub>"  
H 19"

### Bamboo Shower Stool

- Natural bamboo seat
- Convenient shelf below seat
- Slatted seat for drainage
- Maximum weight capacity 150 lb.

Product Number	Price
6222 <b>Discontinued</b>	\$ 312

Schedule C

# Bath Accessories

Shower heads, bath caddies, shower seats and stools

## Bath Accessories

W 15 $\frac{3}{4}$ "  
D 11 $\frac{1}{2}$ "  
H 39 $\frac{3}{8}$ "



### Bamboo Towel Rack

- Natural bamboo construction
- 3 Towel bars
- Freestanding design
- Slatted shelf

Product Number	Price
TRK500	\$ 329

Schedule C

W 25 $\frac{1}{4}$ "  
D 9 $\frac{7}{8}$ "  
H 7 $\frac{7}{8}$ "



### Bamboo Towel Rack

- Natural bamboo construction
- 2 Towel bars
- Wall hung design
- Mounting hardware included

Product Number	Price
TRK502	\$ 429

Schedule C

W 11 $\frac{7}{8}$ "  
D 11 $\frac{7}{8}$ "  
H 27 $\frac{5}{8}$ "



### Bamboo Towel Rack

- Natural bamboo construction
- 3 Slatted shelves
- Freestanding design

Product Number	Price
TRK504	\$ 365

Schedule C

W 15"  
D 2"  
H 65"



### Bamboo Towel Rack

- Natural bamboo construction
- 5 Towel bars
- Freestanding design

Product Number	Price
TRK506	\$ 629

Schedule C

## Bath Accessories

L 12"  
W 4 $\frac{5}{8}$ "



### Tub Pillow

- Comfortable gel
- Secured with washable adhesive

	Product Number	Price
<b>BL</b>	7992-BL	\$ 122

Schedule C

Thickest point of pillow is 1" at top.

L 9 $\frac{7}{8}$ "  
W 7"



### Tub Pillow

- Comfortable gel
- Secured with washable adhesive

	Product Number	Price
<b>BL</b>	7993-BL	\$ 134

Schedule C

Thickest point of pillow is 1" at top.

Diameter 3 $\frac{1}{2}$ "  
H  $\frac{7}{8}$ "



### Tub Foot Coasters

- Solid brass
- Set of 4

Finish	Product Number	Price
<b>AB</b>	7997-AB	\$ 134
<b>ABN</b>	7997-ABN	\$ 134
<b>BN</b>	7997-BN	\$ 134
<b>CP</b>	7997-CP	\$ 134
<b>ORB</b>	7997-ORB	\$ 134
<b>PB</b>	7997-PB	\$ 134
<b>PN</b>	7997-PN	\$ 134

Schedule C

Not for use with Lion Paw Feet.



### Tub Foot Leveler

- Stainless steel construction
- Designed for cast iron feet
- Sold in sets of 4
- Padded bottom

	Product Number	Price
<b>■</b>	CI-FL-SS	\$114

Schedule C

Swivels to ease leveling of cast iron tubs with feet.

Not for use with Lion Paw Feet.

Finish Code **AB** Antique Brass **ABN** Antique Brushed Nickel **BN** Brushed Nickel **BL** Black **CP** Polished Chrome **ORB** Oil Rubbed Bronze  
**PB** Polished Brass **PN** Polished Nickel

Item No	Page	Item No	Page	Item No	Page
150CS-CP.....	220	300-PB.....	223	350-BN.....	224
150CS-ORB.....	220	300-PN.....	223	350-CP.....	224
150CS-PB.....	220	300-AB.....	223	350-ORB.....	224
150CS-PN.....	220	300-MB.....	223	350-PB.....	224
150CS-SN.....	220	300-WH.....	223	350-PN.....	224
150F-CP.....	223	310-SN.....	223	352-BN.....	224
150F-ORB.....	223	310-CP.....	223	352-CP.....	224
150F-PB.....	223	310-ORB.....	223	352-MB.....	224
150F-PN.....	223	310-PB.....	223	352-ORB.....	224
150F-SN.....	223	310-PN.....	223	352-PB.....	224
150LCS-CP.....	220	310-AB.....	223	352-PN.....	224
150LCS-ORB.....	220	310-MB.....	223	352-WH.....	224
150LCS-PB.....	220	310-WH.....	223	354-BN.....	225
150LCS-PN.....	220	331-BN.....	222	354-CP.....	225
150LCS-SN.....	220	331-CP.....	222	354-MB.....	225
152L-CP.....	221	331-ORB.....	222	354-ORB.....	225
152L-ORB.....	221	331-PB.....	222	354-PB.....	225
152L-PB.....	221	331-PN.....	222	354-PN.....	225
152L-PN.....	221	336-BN.....	221	354-WH.....	225
152L-SN.....	221	336-CP.....	221	356-BN.....	224
185-S-CP.....	218,154	336-ORB.....	221	356-CP.....	224
185-S-PB.....	218,154	336-PB.....	221	356-MB.....	224
185R-CP.....	226,189	336-PN.....	221	356-ORB.....	224
185R-PB.....	226,189	340-28-BN.....	219	356-PB.....	224
191-S-BN.....	217,154	340-28-CP.....	219	356-PN.....	224
191-S-CP.....	217,154	340-28-PB.....	219	356-WH.....	224
191-S-ORB.....	217,154	340-36-CP.....	219	360-BN.....	225
191-S-PB.....	217,154	340-36-ORB.....	219	360-CP.....	225
191-S-PN.....	217,154	340-36-PB.....	219	360-MB.....	225
195-S-BN.....	218,153	340-36-PN.....	219	360-ORB.....	225
195-S-CP.....	218,153	340-36-SN.....	219	360-PB.....	225
195-S-ORB.....	218,153	340-42-BN.....	219	360-PN.....	225
195-S-PB.....	218,153	340-42-CP.....	219	360-WH.....	225
195-S-PN.....	218,153	340-42-OR.....	219	4000-PL-CP.....	150
196R-CP.....	226,189	340-42-PB.....	219	4000-PL-ORB.....	150
196R-ORB.....	226,189	340-42-PN.....	219	4000-PL-PB.....	150
196R-PB.....	226,189	340-48-CP.....	219	4000-PL-SN.....	150
196R-PN.....	226,189	340-48-PB.....	219	4001-PL-CP.....	148
196R-SN.....	226,189	340E-BN.....	222	4010-PL-CP.....	151,216
199R-BN.....	226,189	340E-CP.....	222	4010-PL-ORB.....	151,216
199R-CP.....	226,189	340E-ORB.....	222	4010-PL-PB.....	151,216
199R-ORB.....	226,189	340E-PB.....	222	4010-PL-SN.....	151,216
199R-PB.....	226,189	340E-PN.....	222	4011-PL-CP.....	151,216
199R-PN.....	226,189	340F-BN.....	223	4011-PL-ORB.....	151,216
205-S-CP.....	218,153	340F-CP.....	223	4011-PL-PB.....	151,216
300-BN.....	223	340F-ORB.....	223	4011-PL-PN.....	151,216
300-CP.....	223	340F-PB.....	223	4011-PL-SN.....	151,216
300-ORB.....	223	340F-PN.....	223	4012-PL-CP.....	150,217

Item No	Page	Item No	Page	Item No	Page
4012-PL-PB.....	150,217	4046-ML-ORB.....	166,212	4064-ML-CP.....	168,215
4013-PL-CP.....	148,217	4046-ML-PB.....	166,212	4064-ML-MB.....	168,215
4020-PL-CP.....	155	4046-ML-PN.....	166,212	4064-ML-ORB.....	168,215
4022-PL-CP.....	156	4046-ML2-BN.....	166,212	4064-ML-PB.....	168,215
4022-PL-ORB.....	156	4046-ML2-CP.....	166,212	4064-ML-PN.....	168,215
4022-PL-PB.....	156	4046-ML2-MB.....	166,212	4064-ML2-BN.....	168,215
4022-PL-PN.....	156	4046-ML2-ORB.....	166,212	4064-ML2-CP.....	168,215
4022-PL-SN.....	156	4046-ML2-PB.....	166,212	4064-ML2-MB.....	168,215
4023-PL-BN.....	148,213	4046-ML2-PN.....	166,212	4064-ML2-ORB.....	168,215
4023-PL-CP.....	148,213	4050-MC-CP.....	152	4064-ML2-PB.....	168,215
4024-PL-CP.....	150,213	4050-MC-PB.....	152	4064-ML2-PN.....	168,215
4024-PL-ORB.....	150,213	4050-MC-PN.....	152	4065-MC-BN.....	210
4024-PL-PB.....	150,213	4050-MC-SN.....	152	4065-MC-CP.....	210
4024-PL-PN.....	150,213	4051-PL-CP.....	152	4065-MC-ORB.....	210
4024-PL-SN.....	150,213	4051-PL-PB.....	152	4065-MC-PB.....	210
4025-PL-CP.....	156	4052-PL-CP.....	152	4065-MC-PN.....	210
4025-PL-ORB.....	156	4052-PL-PB.....	152	4065-ML-BN.....	210
4025-PL-PB.....	156	4052-PL-PN.....	152	4065-ML-CP.....	210
4025-PL-PN.....	156	4052-PL-SN.....	152	4065-ML-ORB.....	210
4025-PL-SN.....	156	4062-MC-BN.....	167,214	4065-ML-PB.....	210
4030-PL-CP.....	149,216	4062-MC-CP.....	167,214	4065-ML-PN.....	210
4031-PL-CP.....	149,216	4062-MC-MB.....	167,214	4065-ML2-BN.....	210
4035-ML-BN.....	153	4062-MC-ORB.....	167,214	4065-ML2-CP.....	210
4035-ML-CP.....	153	4062-MC-PB.....	167,214	4065-ML2-ORB.....	210
4035-ML-ORB.....	153	4062-MC-PN.....	167,214	4065-ML2-PB.....	210
4035-ML-PB.....	153	4062-PL-BN.....	167,214	4065-ML2-PN.....	210
4035-ML-PN.....	153	4062-PL-CP.....	167,214	4072-PL-CP.....	149
4045-MC-BN.....	165,211	4062-PL-MB.....	167,214	4073-PL-CP.....	151
4045-MC-CP.....	165,211	4062-PL-ORB.....	167,214	4073-PL-ORB.....	151
4045-MC-MB.....	165,211	4062-PL-PB.....	167,214	4073-PL-PB.....	151
4045-MC-ORB.....	165,211	4062-PL-PN.....	167,214	4073-PL-PN.....	151
4045-MC-PB.....	165,211	4063-MC-BN.....	210	4073-PL-SN.....	151
4045-MC-PN.....	165,211	4063-MC-CP.....	210	4100-36-AB.....	194
4045-PL-BN.....	165,211	4063-MC-ORB.....	210	4100-36-BN.....	194
4045-PL-CP.....	165,211	4063-MC-PB.....	210	4100-36-CP.....	194
4045-PL-MB.....	165,211	4063-MC-PN.....	210	4100-36-MB.....	194
4045-PL-ORB.....	165,211	4063-PL-BN.....	210	4100-36-ORB.....	194
4045-PL-PB.....	165,211	4063-PL-CP.....	210	4100-36-PB.....	194
4045-PL-PN.....	165,211	4063-PL-ORB.....	210	4100-36-PN.....	194
4046-MC-BN.....	166,212	4063-PL-PB.....	210	4100-36-WH.....	194
4046-MC-CP.....	166,212	4063-PL-PN.....	210	4100-48-AB.....	194
4046-MC-MB.....	166,212	4064-MC-BN.....	168,215	4100-48-BN.....	194
4046-MC-ORB.....	166,212	4064-MC-CP.....	168,215	4100-48-MB.....	194
4046-MC-PB.....	166,212	4064-MC-MB.....	168,215	4100-48-CP.....	194
4046-MC-PN.....	166,212	4064-MC-ORB.....	168,215	4100-48-ORB.....	194
4046-ML-BN.....	166,212	4064-MC-PB.....	168,215	4100-48-PB.....	194
4046-ML-CP.....	166,212	4064-MC-PN.....	168,215	4100-48-PN.....	194
4046-ML-MB.....	166,212	4064-ML-BN.....	168,215	4100-48-WH.....	194

<b>Item No</b>	<b>Page</b>	<b>Item No</b>	<b>Page</b>	<b>Item No</b>	<b>Page</b>
4100-60-AB.....	194	4117-72-CP.....	198	4123-66-ORB.....	200
4100-60-CP.....	194	4117-72-ORB.....	198	4123-66-PB.....	200
4100-60-ORB.....	194	4117-72-PB.....	198	4123-66-PN.....	200
4100-60-MB.....	194	4117-72-PN.....	198	4123-72-BN.....	200
4100-60-PB.....	194	4118-30-BN.....	198	4123-72-CP.....	200
4100-60-PN.....	194	4118-30-CP.....	198	4123-72-ORB.....	200
4100-60-SN.....	194	4118-30-ORB.....	198	4123-72-PB.....	200
4100-60-WH.....	194	4118-30-PB.....	198	4123-72-PN.....	200
4100-72-AB.....	194	4118-30-PN.....	198	4123-78-BN.....	200
4100-72-SN.....	194	4118-60-BN.....	198	4123-78-CP.....	200
4100-72-CP.....	194	4118-60-CP.....	198	4123-78-ORB.....	200
4100-72-MB.....	194	4118-60-ORB.....	198	4123-78-PB.....	200
4100-72-ORB.....	195	4118-60-PB.....	198	4123-78-PN.....	200
4100-72-PB.....	195	4118-60-PN.....	198	4124-CP.....	209
4100-72-PN.....	195	4119-66-BN.....	199	4140-48-CP.....	203
4100-72-WH.....	195	4119-66-CP.....	199	4140-48-PB.....	203
4100-84-AB.....	195	4119-66-ORB.....	199	4140-54-CP.....	203
4100-84-CP.....	195	4119-66-PB.....	199	4140-54-PB.....	203
4100-84-ORB.....	195	4119-66-PN.....	199	4140-60-CP.....	203
4100-84-MB.....	195	4120-60-CP.....	201	4140-60-PB.....	203
4100-84-PB.....	195	4120-60-PB.....	201	4141-30-BN.....	203
4100-84-PN.....	195	4120-72-CP.....	201	4141-30-CP.....	203
4100-84-SN.....	195	4120-72-PB.....	201	4143-48-BN.....	209
4100-84-WH.....	195	4121-60-CP.....	199	4143-48-CP.....	209
4100-96-AB.....	195	4121-60-ORB.....	199	4144-48-BN.....	209
4100-96-BN.....	195	4121-60-PB.....	199	4144-48-CP.....	209
4100-96-CP.....	195	4121-60-PN.....	199	4144-48-PB.....	209
4100-96-MB.....	195	4121-60-SN.....	199	4144-48-PN.....	209
4100-96-ORB.....	195	4121-66-CP.....	199	4145-48-BN.....	202
4100-96-PB.....	195	4121-66-ORB.....	199	4145-48-CP.....	202
4100-96-PN.....	195	4121-66-PB.....	199	4145-48-ORB.....	202
4100-96-WH.....	195	4121-66-PN.....	199	4145-48-PB.....	202
4100-108-AB.....	195	4121-66-SN.....	199	4145-48-PN.....	202
4100-108-PB.....	195	4122-CP.....	208	4145-54-CP.....	202
4100-108-CP.....	195	4122-PB.....	208	4145-54-ORB.....	202
4100-108-MB.....	195	4122-SN.....	208	4145-54-PB.....	202
4100-108-BN.....	195	4123-48-BN.....	200	4145-54-PN.....	202
4100-108-PN.....	195	4123-48-CP.....	200	4145-54-SN.....	202
4100-108-ORB.....	195	4123-48-ORB.....	200	4145-60-BN.....	202
4100-108-WH.....	195	4123-48-PB.....	200	4145-60-CP.....	202
4110-60-CP.....	203	4123-48-PN.....	200	4145-60-ORB.....	202
4110-66-CP.....	203	4123-60-BN.....	200	4145-60-PB.....	202
4117-36-BN.....	198	4123-60-CP.....	200	4145-60-PN.....	202
4117-36-CP.....	198	4123-60-ORB.....	200	4150-48-CP.....	201
4117-36-ORB.....	198	4123-60-PB.....	200	4150-48-ORB.....	201
4117-36-PB.....	198	4123-60-PN.....	200	4150-48-PB.....	201
4117-36-PN.....	198	4123-66-BN.....	200	4150-48-PN.....	201
4117-72-BN.....	198	4123-66-CP.....	200	4150-48-SN.....	201

## Index by Part Number



Item No	Page	Item No	Page	Item No	Page
4150-54-CP.....	201	4190-54-ORB.....	206	4195WS-ORB.....	189,220
4150-54-PB.....	201	4191-48-BN.....	208	4195WS-PB.....	189,220
4150-54-SN.....	201	4191-48-CP.....	208	4195WS-PN.....	189,220
4150CT-CP.....	221	4191-48-ORB.....	208	4195WS-SN.....	189,220
4150CT-ORB.....	221	4191-48-PB.....	208	4198-48-BN.....	207
4150CT-PB.....	221	4191-48-PN.....	208	4198-48-CP.....	207
4150CT-PN.....	221	4191-54-BN.....	208	4198-48-ORB.....	207
4150CT-SN.....	221	4191-54-CP.....	208	4198-48-PB.....	207
4150WS-CP.....	220	4191-54-ORB.....	208	4198-48-PN.....	207
4150WS-ORB.....	220	4191-54-PB.....	208	4198-54-BN.....	207
4150WS-PB.....	220	4191-54-PN.....	208	4198-54-CP.....	207
4150WS-PN.....	220	4191-60-BN.....	208	4198-54-ORB.....	207
4150WS-SN.....	220	4191-60-CP.....	208	4198-54-PB.....	207
4150WT-CP.....	221	4191-60-ORB.....	208	4198-54-PN.....	207
4150WT-ORB.....	221	4191-60-PB.....	208	4199-BN.....	154,217
4150WT-PB.....	221	4191-60-PN.....	208	4199-CP.....	154,217
4150WT-PN.....	221	4192-48-BN.....	206	4199-ORB.....	154,217
4150WT-SN.....	221	4192-48-CP.....	206	4199-PB.....	154,217
4152-48-CP.....	201	4192-48-ORB.....	206	4199-PN.....	154,217
4152-48-ORB.....	201	4192-48-PB.....	206	4201-MC-ORB.....	162
4152-48-PB.....	201	4192-48-PN.....	206	4201-MC-PN.....	162
4152-48-PN.....	201	4192-54-BN.....	206	4202-MC-ORB.....	155
4152-48-SN.....	201	4192-54-CP.....	206	4205-CP.....	155
4152-54-CP.....	201	4192-54-ORB.....	206	4501-CP.....	190
4152-54-PB.....	201	4192-54-PB.....	206	4501-MB.....	190
4152-54-SN.....	201	4192-54-PN.....	206	4501-ORB.....	190
4152WS-CP.....	220	4193-48-BN.....	207	4501-PB.....	190
4152WS-ORB.....	220	4193-48-CP.....	207	4501-PN.....	190
4152WS-PB.....	220	4193-48-ORB.....	207	4501-SN.....	190
4152WS-PN.....	220	4193-48-PB.....	207	4501D-BN.....	191
4152WS-SN.....	220	4193-48-PN.....	207	4501D-CP.....	191
4156-36-CP.....	202	4193-54-BN.....	207	4501D-ORB.....	191
4156-36-PB.....	202	4193-54-CP.....	207	4501D-PB.....	191
4157-30-CP.....	202	4193-54-ORB.....	207	4501D-PN.....	191
4157-30-PB.....	202	4193-54-PB.....	207	4502-PL-CP.....	183
4185-CP.....	154,218	4193-54-PN.....	207	4502-PL-MB.....	183
4185-PB.....	154,218	4193-60-BN.....	207	4502-PL-ORB.....	183
4185WS-CP.....	189,220	4193-60-CP.....	207	4502-PL-PB.....	183
4185WS-PB.....	189,220	4193-60-ORB.....	207	4502-PL-PN.....	183
4190-48-BN.....	206	4193-60-PB.....	207	4502-PL-SN.....	183
4190-48-CP.....	206	4193-60-PN.....	207	4502L-CP.....	183
4190-48-ORB.....	206	4195-BN.....	153,218	4502L-PB.....	183
4190-48-PB.....	206	4195-CP.....	153,218	4502L-SN.....	183
4190-48-PN.....	206	4195-ORB.....	153,218	4502MC-31-BN.....	184
4190-54-BN.....	206	4195-PB.....	153,218	4502MC-31-CP.....	184
4190-54-CP.....	206	4195-PN.....	153,218	4502MC-31-MB.....	184
4190-54-PB.....	206	4195WS-CP.....	189,220	4502MC-31-ORB.....	184
4190-54-PN.....	206	4195WS-MB.....	189,220	4502MC-31-PB.....	184

<b>Item No</b>	<b>Page</b>	<b>Item No</b>	<b>Page</b>	<b>Item No</b>	<b>Page</b>
4502MC-34-BN.....	184	4507-PN.....	192	4604-MC-BN.....	160
4502MC-34-CP.....	184	4508-BN.....	192	4604-MC-CP.....	160
4502MC-34-MB.....	184	4508-CP.....	192	4604-MC-MB.....	160
4502MC-34-ORB.....	184	4508-ORB.....	192	4604-MC-ORB.....	160
4502MC-34-PB.....	184	4508-PB.....	192	4604-MC-PB.....	160
4502MC-34-PN.....	184	4508-PN.....	192	4604-MC-PN.....	160
4502MC-37-BN.....	184	4601-MC-CP.....	167	4604-ML-BN.....	160
4502MC-37-CP.....	184	4601-MC-MB.....	163	4604-ML-CP.....	160
4502MC-37-MB.....	184	4601-MC-ORB.....	163	4604-ML-MB.....	160
4502MC-37-ORB.....	184	4601-MC-PB.....	163	4604-ML-ORB.....	160
4502MC-37-PB.....	184	4601-MC-PN.....	163	4604-ML-PB.....	160
4502SUP-BN.....	183	4601-MC-SN.....	163	4604-ML-PN.....	160
4502SUP-CP.....	183	4601-PL-CP.....	163	4604-ML2-BN.....	160
4502SUP-ORB.....	183	4601-PL-MB.....	163	4604-ML2-CP.....	160
4502SUP-PB.....	183	4601-PL-ORB.....	163	4604-ML2-MB.....	160
4502SUP-PN.....	183	4601-PL-PB.....	163	4604-ML2-ORB.....	160
4503-CP.....	192	4601-PL-PN.....	163	4604-ML2-PB.....	160
4503-MB.....	192	4601-PL-SN.....	163	4604-ML2-PN.....	160
4503-ORB.....	192	4602-MC-CP.....	159	4607-MC-BN.....	182
4503-PB.....	192	4602-MC-MB.....	159	4607-MC-CP.....	182
4503-PN.....	192	4602-MC-ORB.....	159	4607-MC-ORB.....	182
4503-SN.....	192	4602-MC-PB.....	159	4608-MC-BN.....	170
4504-BN.....	193	4602-MC-PN.....	159	4608-MC-CP.....	170
4504-CP.....	193	4602-MC-SN.....	159	4608-MC-ORB.....	170
4504-ORB.....	193	4602-PL-CP.....	159	4609-MC-BN.....	170
4504-PB.....	193	4602-PL-MB.....	159	4609-MC-CP.....	170
4505EX-BN.....	193	4602-PL-ORB.....	159	4609-MC-ORB.....	170
4505EX-CP.....	193	4602-PL-PB.....	159	4610-MC-BN.....	157
4505EX-ORB.....	193	4602-PL-PN.....	159	4610-MC-CP.....	157
4505EX-PB.....	193	4602-PL-SN.....	159	4610-MC-ORB.....	157
4505EX-PN.....	193	4603-MC-BN.....	164	4611-MC-BN.....	182
4505L-BN.....	191	4603-MC-CP.....	164	4611-MC-ORB.....	182
4505L-CP.....	191	4603-MC-MB.....	164	4611-MC-ORB.....	182
4505L-ORB.....	191	4603-MC-ORB.....	164	4612-MC-BN.....	169
4505S-BN.....	191	4603-MC-PB.....	164	4612-MC-CP.....	169
4505S-CP.....	191	4603-MC-PN.....	164	4612-MC-ORB.....	169
4505S-ORB.....	191	4603-ML-BN.....	164	4613-MC-BN.....	169
4505S-PB.....	191	4603-ML-CP.....	164	4613-MC-CP.....	169
4505S-PN.....	191	4603-ML-MB.....	164	4613-MC-ORB.....	169
4506-BN.....	191	4603-ML-ORB.....	164	4614-MC-BN.....	157
4506-CP.....	191	4603-ML-PB.....	164	4614-MC-CP.....	157
4506-ORB.....	191	4603-ML-PN.....	164	4614MC-ORB.....	157
4506-PB.....	191	4603-ML2-BN.....	164	4802-MC-BN.....	161
4506-PN.....	191	4603-ML2-CP.....	164	4802-MC-CP.....	161
4507-BN.....	192	4603-ML2-MB.....	164	4802-MC-ORB.....	161
4507-CP.....	192	4603-ML2-ORB.....	164	4802-MC-PB.....	161
4507-ORB.....	192	4603-ML2-PB.....	164	4802-MC-PN.....	161
4507-PB.....	192	4603-ML2-PN.....	164	4802-PL-BN.....	161

## Index by Part Number



Item No	Page	Item No	Page	Item No	Page
4802-PL-CP.....	161	5590-SN.....	229	5599HD-24-PB.....	186
4802-PL-ORB.....	161	5591-CP.....	228	5599HD-24-PN.....	186
4802-PL-PB.....	161	5591-PB.....	228	5599HD-24-BN.....	186
4802-PL-PN.....	161	5591-SN.....	228	5599HD-24-ORB.....	186
4804-MC-BN.....	161	5592-CP.....	229	5599HD-36-CP.....	186
4804-MC-CP.....	161	5592-ORB.....	229	5599HD-36-PB.....	186
4804-MC-ORB.....	161	5592-PB.....	229	5599HD-36-PN.....	186
4804-MC-PB.....	161	5592-PN.....	229	5599HD-36-BN.....	186
4804-MC-PN.....	161	5592-SN.....	229	5599HD-36-ORB.....	186
4804-ML-BN.....	161	5598-ITD.....	188	5599LT-BN.....	187
4804-ML-CP.....	161	5598LT-BN.....	188	5599LT-CP.....	187
4804-ML-ORB.....	161	5598LT-CP.....	188	5599LT-ORB.....	187
4804-ML-PB.....	161	5598LT-ORB.....	188	5599LT-PB.....	187
4804-ML-PN.....	161	5598LT-PB.....	188	5599LT-PN.....	187
4804-ML2-BN.....	161	5598LT-PN.....	188	5599PD-BN.....	185
4804-ML2-CP.....	161	5598PB-BN.....	188	5599PD-CP.....	185
4804-ML2-ORB.....	161	5598PB-CP.....	188	5599PD-MB.....	185
4804-ML2-PB.....	161	5598PB-ORB.....	188	5599PD-ORB.....	185
4804-ML2-PN.....	161	5598PB-PB.....	188	5599PD-PB.....	185
5102-BN.....	190	5598PB-PN.....	188	5599PD-PN.....	185
5102-CP.....	190	5599-4AC.....	193	5599PD-WH.....	185
5102-MB.....	190	5599-CP.....	185	5599T-CP.....	186
5102-ORB.....	190	5599-MB.....	185	5599T-ORB.....	186
5102-PB.....	190	5599-ORB.....	185	5599T-PB.....	186
5102-PN.....	190	5599-PB.....	185	5599T-PN.....	186
5104-BN.....	190	5599-PN.....	185	5599T-SN.....	186
5104-CP.....	190	5599-SN.....	185	5599TS-BN.....	186
5104-MB.....	190	5599E-BN.....	185	5599TS-CP.....	186
5104-ORB.....	190	5599E-CP.....	185	5599TS-ORB.....	186
5104-PB.....	190	5599E-MB.....	185	5599TS-PB.....	186
5104-PN.....	190	5599E-ORB.....	185	5599TS-PN.....	186
5576-CP.....	185	5599E-PB.....	185	5632-BN.....	233
5576-MB.....	185	5599E-PN.....	185	5632-CP.....	233
5576-ORB.....	185	5599EX-BN.....	187	5632-ORB.....	233
5576-PB.....	185	5599EX-CP.....	187	5632-PB.....	233
5576-PN.....	185	5599EX-MB.....	187	5632-PN.....	233
5576-SN.....	185	5599EX-ORB.....	187	5690-BN.....	232
5577-CP.....	184	5599EX-PB.....	187	5690-CP.....	232
5577-MB.....	184	5599EX-PN.....	187	5690-ORB.....	232
5577-ORB.....	184	5599EX-WH.....	187	5690-PB.....	232
5577-PB.....	184	5599EXL-BN.....	187	5690-PN.....	232
5577-PN.....	184	5599EXL-CP.....	187	5691-BN.....	232
5577-SN.....	184	5599EXL-MB.....	187	5691-CP.....	232
5590-CP.....	229	5599EXL-ORB.....	187	5691-ORB.....	232
5590-MB.....	229	5599EXL-PB.....	187	5691-PB.....	232
5590-ORB.....	229	5599EXL-PN.....	187	5691-PN.....	232
5590-PB.....	229	5599EXL-WH.....	187	5692-BN.....	232
5590-PN.....	229	5599HD-24-CP.....	186	5692-CP.....	232

<b>Item No</b>	<b>Page</b>	<b>Item No</b>	<b>Page</b>	<b>Item No</b>	<b>Page</b>
5692-ORB.....	232	5710-17-CP.....	233	5902-16-SP.....	227
5692-PB.....	232	5710-17-ORB.....	233	6105-CP.....	238
5692-PN.....	232	5710-17-PB.....	233	6112.....	239
5693-BN.....	232	5710-17-PN.....	233	6113-BN.....	238
5693-CP.....	232	5800-6-BN.....	228	6113-CP.....	238
5693-ORB.....	232	5800-6-CP.....	228	6113-ORB.....	238
5693-PB.....	232	5800-6-ORB.....	228	6115-SP.....	239
5693-PN.....	232	5800-6-PB.....	228	6119.....	239
5700-12-BN.....	230	5800-6-PN.....	228	6121-SP.....	240
5700-12-CP.....	230	5800-8-BN.....	228	6122.....	240
5700-12-ORB.....	230	5800-8-CP.....	228	6136.....	242
5700-12-PB.....	230	5800-8-ORB.....	228	6183-WH.....	237
5700-12-PN.....	230	5800-8-PB.....	228	6189-WH.....	237
5700-17-CP.....	230	5800-8-PN.....	228	6191-WH.....	237
5700-17-ORB.....	230	5800-10-BN.....	228	6193-WH.....	237
5700-17-PB.....	230	5800-10-CP.....	228	6215-GL.....	241
5700-17-PN.....	230	5800-10-ORB.....	228	6215-MT.....	241
5702-12-BN.....	230	5800-10-PB.....	228	6220.....	243
5702-12-CP.....	230	5800-10-PN.....	228	6222.....	243
5702-12-ORB.....	230	5800-12-BN.....	228	6243-GL.....	241
5702-12-PB.....	230	5800-12-CP.....	228	6243-MT.....	241
5702-12-PN.....	230	5800-12-ORB.....	228	7020-MC-BN.....	158
5702-17-BN.....	230	5800-12-PB.....	228	7020-MC-CP.....	158
5702-17-CP.....	230	5800-12-PN.....	228	7020-MC-ORB.....	158
5702-17-ORB.....	230	5810-BN.....	229	7020-MC-PB.....	158
5702-17-PB.....	230	5810-CP.....	229	7020-MC-PN.....	158
5702-17-PN.....	230	5810-ORB.....	229	7082-MC-BN.....	158
5706-12-BN.....	231	5810-PB.....	229	7082-MC-CP.....	158
5706-12-CP.....	231	5810-PN.....	229	7082-MC-ORB.....	158
5706-12-ORB.....	231	5900-8-SB.....	227	7082-MC-PN.....	158
5706-12-PB.....	231	5900-8-SP.....	227	7088-ML-BN.....	158
5706-12-PN.....	231	5900-10-SB.....	227	7088-ML-CP.....	158
5706-17-BN.....	231	5900-10-SP.....	227	7088-ML-ORB.....	158
5706-17-CP.....	231	5900-12-SB.....	227	7088-ML-PN.....	158
5706-17-ORB.....	231	5900-12-SP.....	227	7100D-36-BN.....	196
5706-17-PB.....	231	5900-14-SB.....	227	7100D-36-CP.....	196
5706-17-PN.....	231	5900-14-SP.....	227	7100D-36-ORB.....	196
5708-12-BN.....	231	5900-16-SB.....	227	7100D-48-BN.....	196
5708-12-CP.....	231	5900-16-SP.....	227	7100D-48-CP.....	196
5708-12-ORB.....	231	5902-8-SB.....	227	7100D-48-ORB.....	196
5708-12-PB.....	231	5902-8-SP.....	227	7100D-60-BN.....	196
5708-12-PN.....	231	5902-10-SB.....	227	7100D-60-CP.....	196
5708-17-BN.....	231	5902-10-SP.....	227	7100D-60-ORB.....	196
5708-17-CP.....	231	5902-12-SB.....	227	7100D-66-BN.....	196
5708-17-ORB.....	231	5902-12-SP.....	227	7100D-66-CP.....	196
5708-17-PB.....	231	5902-14-SB.....	227	7100D-66-ORB.....	196
5708-17-PN.....	231	5902-14-SP.....	227	7100D-72-BN.....	196
5710-17-BN.....	233	5902-16-SB.....	227	7100D-72-CP.....	196

## Index by Part Number



Item No	Page	Item No	Page	Item No	Page
7100D-72-ORB.....	196	7120-60WH.....	204	7601-MC-ORB.....	163
7110D-36-BL.....	197	7120-66-BL.....	204	7601-MC-PN.....	163
7110D-36-BN.....	197	7120-66-BN.....	204	7601-ML-BN.....	162
7110D-36-CP.....	197	7120-66-CP.....	204	7601-ML-CP.....	162
7110D-36-ORB.....	197	7120-66-ORB.....	204	7601-ML-ORB.....	162
7110D-36-PB.....	197	7120-66-PB.....	204	7601-ML-PB.....	162
7110D-36-WH.....	197	7120-66-WH.....	204	7601-ML-PN.....	162
7110D-48-BL.....	197	7120-72-BL.....	204	7901-BN.....	171
7110D-48-BN.....	197	7120-72-BN.....	204	7901-CP.....	171
7110D-48-CP.....	197	7120-72-CP.....	204	7902-BN.....	171
7110D-48-ORB.....	197	7120-72-ORB.....	204	7902-CP.....	171
7110D-48-PB.....	197	7120-72-PB.....	204	7903-BN.....	177
7110D-48-WH.....	197	7120-72-WH.....	204	7903-CP.....	177
7110D-60-BL.....	197	7150-48-BN.....	205	7903-ORB.....	177
7110D-60-BN.....	197	7150-48-CP.....	205	7912-BN.....	172
7110D-60-CP.....	197	7150-48-ORB.....	205	7912-CP.....	172
7110D-60-ORB.....	197	7150-48-PB.....	205	7913-BN.....	172
7110D-60-PB.....	197	7150-54-BN.....	205	7913-CP.....	172
7110D-60-WH.....	197	7150-54-CP.....	205	7918-SB.....	174
7110D-66-BL.....	197	7150-54-ORB.....	205	7918-SP.....	174
7110D-66-BN.....	197	7150-54-PB.....	205	7922-BN.....	175
7110D-66-CP.....	197	7150-60-BN.....	205	7922-CP.....	175
7110D-66-ORB.....	197	7150-60-CP.....	205	7922-ORB.....	175
7110D-66-PB.....	197	7150-60-ORB.....	205	7932-BN.....	178
7110D-66-WH.....	197	7150-60-PB.....	205	7932-CP.....	178
7110D-72-BL.....	197	7150CS-BN.....	219	7932-ORB.....	178
7110D-72-BN.....	197	7150CS-CP.....	219	7932-PN.....	178
7110D-72-CP.....	197	7150CS-ORB.....	219	7934-BN.....	180
7110D-72-ORB.....	197	7150CS-PB.....	219	7934-CP.....	180
7110D-72-PB.....	197	7150CS-PN.....	219	7934-ORB.....	180
7110D-72-WH.....	197	7152-48-BN.....	205	7934-PN.....	180
7120-36-BL.....	204	7152-48-CP.....	205	7948-SB.....	181
7120-36-BN.....	204	7152-48-ORB.....	205	7948-SP.....	181
7120-36-CP.....	204	7152-48-PB.....	205	7952-BN.....	181
7120-36-ORB.....	204	7152-54-BN.....	205	7952-CP.....	181
7120-36-PB.....	204	7152-54-CP.....	205	7952-ORB.....	181
7120-36-WH.....	204	7152-54-ORB.....	205	7952-PN.....	181
7120-48-BL.....	204	7152-54-PB.....	205	7954-MC-BN.....	174
7120-48-BN.....	204	7152-60-BN.....	205	7954-MC-CP.....	174
7120-48-CP.....	204	7152-60-CP.....	205	7954-MC-ORB.....	174
7120-48-ORB.....	204	7152-60-ORB.....	205	7954-MC-PN.....	174
7120-48-PB.....	204	7152-60-PB.....	205	7954-ML-BN.....	174
7120-48-WH.....	204	7152-72-BN.....	205	7954-ML-CP.....	174
7120-60-BL.....	204	7152-72-CP.....	205	7954-ML-ORB.....	174
7120-60-BN.....	204	7152-72-ORB.....	205	7954-ML-PN.....	174
7120-60-CP.....	204	7152-72-PB.....	205	7956-SB.....	180
7120-60-ORB.....	204	7601-MC-BN.....	163	7956-SP.....	180
7120-60-PB.....	204	7601-MC-CP.....	163	7958-SB.....	179

Item No	Page	Item No	Page	Item No	Page
7958-SP.....	179	ADRN70LP-WH-BN.....	57	ADTR60-BQ-WH.....	43
7960-BN.....	173	ADRN70LP-WH-CP.....	57	ADTR60-WH-BL.....	43
7960-CP.....	173	ADRN70LP-WH-ORB.....	57	ADTR60-WH-BN.....	43
7960-ORB.....	173	ADRN70LP-WH-PB.....	57	ADTR60-WH-BQ.....	43
7962-BN.....	173	ADRNTD60B-WH.....	49	ADTR60-WH-CP.....	43
7962-CP.....	173	ADS7H63I-WH-BN.....	82	ADTR60-WH-ORB.....	43
7962-ORB.....	173	ADS7H63I-WH-CP.....	82	ADTR60-WH-PB.....	43
7964-BN.....	175	ADS7H63I-WH-ORB.....	82	ADTR60-WH-PN.....	43
7964-CP.....	175	ADS7H63I-WH-PB.....	82	ADTR60-WH-WH.....	43
7964-ORB.....	175	ADS7H63LP-WH-BN.....	83	ADTR67-WH-PB.....	44
7966-BN.....	176	ADS7H63LP-WH-CP.....	83	ADTR67-WH-CP.....	44
7966-CP.....	176	ADS7H63LP-WH-ORB.....	83	ADTR67-WH-BQ.....	44
7966-ORB.....	176	ADS7H63LP-WH-PB.....	83	ADTR67-WH-BL.....	44
7968-BN.....	176	ADS7H69LP-WH-BN.....	87	ADTR67-WH-WH.....	44
7968-CP.....	176	ADS7H69LP-WH-CP.....	87	ADTR67-WH-PN.....	44
7968-ORB.....	176	ADS7H69LP-WH-ORB.....	87	ADTR67-WH-BN.....	44
7972-BN.....	177	ADS7H69LP-WH-PB.....	87	ADTR67-WH-ORB.....	44
7972-CP.....	177	ADSN63I-WH-BN.....	82	ADTS60-BQ-BL.....	64
7972-ORB.....	177	ADSN63I-WH-CP.....	82	ADTS60-BQ-BN.....	64
7974-BGD.....	178	ADSN63I-WH-ORB.....	82	ADTS60-BQ-BQ.....	64
7974-BN.....	178	ADSN63I-WH-PB.....	82	ADTS60-BQ-CP.....	64
7974-CP.....	178	ADSN63LP-WH-BN.....	83	ADTS60-BQ-ORB.....	64
7974-MB.....	178	ADSN63LP-WH-CP.....	83	ADTS60-BQ-PB.....	64
7974-ORB.....	178	ADSN63LP-WH-ORB.....	83	ADTS60-WH-BN.....	64
7976-BGD.....	179	ADSN63LP-WH-PB.....	83	ADTS60-WH-BQ.....	64
7976-BN.....	179	ADSN69LP-WH-BN.....	87	ADTS60-WH-CP.....	64
7976-CP.....	179	ADSN69LP-WH-CP.....	87	ADTS60-WH-ORB.....	64
7976-MB.....	179	ADSN69LP-WH-ORB.....	87	ADTS60-WH-PB.....	64
7976-ORB.....	179	ADSN69LP-WH-PB.....	87	ADTS60-WH-PN.....	64
7992-BL.....	245	ADSNTD63I-WH-BN.....	82	ADTS60-WH-WH.....	64
7993-BL.....	245	ADSNTD63I-WH-CP.....	82	ADTS67-WH-BL.....	68
7997-AB.....	245	ADSNTD63I-WH-ORB.....	82	ADTS67-WH-BN.....	68
7997-ABN.....	245	ADSNTD63I-WH-PB.....	82	ADTS67-WH-BQ.....	68
7997-BN.....	245	ADSTD63LP-WH-BN.....	83	ADTS67-WH-CP.....	68
7997-CP.....	245	ADSTD63LP-WH-CP.....	83	ADTS67-WH-ORB.....	68
7997-ORB.....	245	ADSTD63LP-WH-ORB.....	85	ADTS67-WH-PB.....	68
7997-PB.....	245	ADSTD63LP-WH-PB.....	83	ADTS67-WH-PN.....	68
7997-PN.....	245	ADSTD69LP-WH-BN.....	87	ADTS67-WH-WH.....	68
7999-BN.....	193	ADSTD69LP-WH-CP.....	87	AS7H67I-WH-BN.....	69
7999-CP.....	193	ADSTD69LP-WH-ORB.....	87	AS7H67I-WH-CP.....	69
7999-ORB.....	193	ADSTD69LP-WH-PB.....	87	AS7H67I-WH-ORB.....	69
7999-PB.....	193	ADTR60-BQ-BL.....	43	AS7H67I-WH-PB.....	69
7999-PN.....	193	ADTR60-BQ-BN.....	43	AS7H67LP-WH-BN.....	70
ADR7H60B-WH.....	49	ADTR60-BQ-BQ.....	43	AS7H67LP-WH-CP.....	70
ADR7H70LP-WH-BN.....	57	ADTR60-BQ-CP.....	43	AS7H67LP-WH-ORB.....	70
ADR7H70LP-WH-CP.....	57	ADTR60-BQ-ORB.....	43	AS7H67LP-WH-PB.....	70
ADR7H70LP-WH-PB.....	57	ADTR60-BQ-PB.....	43	ASN67I-WH-BN.....	69
ADR7H70LP-WH-ORB.....	57	ADTR60-BQ-PN.....	43	ASN67I-WH-CP.....	69

Item No	Page	Item No	Page	Item No	Page
ASN67I-WH-ORB.....	69	ATDN63I-WH-BN.....	53	ATDRN69BIG-WT.....	54
ASN67I-WH-PB.....	69	ATDN63I-WH-CP.....	53	ATDRN69I-WH-BN.....	55
ASN67IS-WH-BN.....	71	ATDN63I-WH-ORB.....	53	ATDRN69I-WH-CP.....	55
ASN67IS-WH-CP.....	71	ATDN63I-WH-PB.....	53	ATDRN69I-WH-ORB.....	55
ASN67IS-WH-ORB.....	71	ATDN63LP-WH-BN.....	53	ATDRN69I-WH-PB.....	55
ASN67IS-WH-PB.....	71	ATDN63LP-WH-CP.....	53	ATDRN70B-WH.....	59
ASN67LP-WH-BN.....	70	ATDN63LP-WH-ORB.....	53	ATDRN70I-WH-BN.....	58
ASN67LP-WH-CP.....	70	ATDN63LP-WH-PB.....	53	ATDRN70I-WH-CP.....	58
ASN67LP-WH-ORB.....	70	ATDN67IG-BN.....	52	ATDRN70I-WH-ORB.....	58
ASN67LP-WH-PB.....	70	ATDN67IG-CP.....	52	ATDRN70I-WH-PB.....	58
ASN67LPS-WH-BN.....	71	ATDN67IG-MB.....	52	ATDRN71B-WH.....	60
ASN67LPS-WH-CP.....	71	ATDN67IG-ORB.....	52	ATDRN71BB-WH.....	60
ASN67LPS-WH-ORB.....	71	ATDN67IG-PB.....	52	ATDRNTD59B-WH.....	50
ASN67LPS-WH-PB.....	71	ATDN67IG-PN.....	52	ATDRNTD71B-WH.....	60
ATCRECN60FIG-CP.....	121	ATDN67IG-WT.....	52	ATDRNTD71BB-WH.....	60
ATCRECN60FIG-BN.....	121	ATDR7H59B-WH.....	50	ATDRSN67RIG-BN.....	122
ATCRECN60FIG-ORB.....	121	ATDR7H69I-WH-BN.....	55	ATDRSN67RIG-CP.....	122
ATCRECN60FIG-WT.....	121	ATDR7H69I-WH-CP.....	55	ATDRSN67RIG-ORB.....	122
ATCRECN60FIG-PB.....	121	ATDR7H69I-WH-ORB.....	55	ATDRSN67RIG-PB.....	122
ATCRECN60FIG-PN.....	121	ATDR7H69I-WH-PB.....	55	ATDRSN67RIG-PN.....	122
ATCRECN60FIG-MB.....	121	ATDR7H70B-WH.....	59	ATDRSN67RIG-WT.....	122
ATCRECN67B-WH.....	139	ATDR7H70I-WH-BN.....	58	ATDRSN71RIG-BN.....	122
ATCRECN67BIG-BN.....	123	ATDR7H70I-WH-CP.....	58	ATDRSN71RIG-CP.....	122
ATCRECN67BIG-CP.....	123	ATDR7H70I-WH-ORB.....	58	ATDRSN71RIG-ORB.....	122
ATCRECN67BIG-ORB.....	123	ATDR7H70I-WH-PB.....	58	ATDRSN71RIG-PB.....	122
ATCRECN67BIG-PB.....	123	ATDR7H71B-WH.....	60	ATDRSN71RIG-PN.....	122
ATCRECN67BIG-PN.....	123	ATDR7H71BB-WH.....	60	ATDRSN71RIG-WT.....	122
ATCRECN67BIG-WT.....	123	ATDRN59B-WH.....	50	ATDS7H69B-WH.....	88
ATCRECN67FIG-BN.....	121	ATDRN63B-WH.....	50	ATDS7H63RB-WH.....	88
ATCRECN67FIG-CP.....	121	ATDRN66A-WH-BN.....	56	ATDS7H69R-WH-BN.....	86
ATCRECN67FIG-MB.....	121	ATDRN66A-WH-CP.....	56	ATDS7H69R-WH-CP.....	86
ATCRECN67FIG-ORB.....	121	ATDRN66A-WH-MB.....	56	ATDS7H69R-WH-OR.....	86
ATCRECN67FIG-PB.....	121	ATDRN66A-WH-ORB.....	56	ATDS7H69R-WH-PB.....	86
ATCRECN67FIG-PN.....	121	ATDRN66A-WH-PB.....	56	ATDSN59IG-BN.....	90
ATCRECN67FIG-WT.....	121	ATDRN66A-WH-PN.....	56	ATDSN59IG-CP.....	90
ATDN59IG-BN.....	51	ATDRN66A-WH-WH.....	56	ATDSN59IG-ORB.....	90
ATDN59IG-CP.....	51	ATDRN66B-WH-BN.....	56	ATDSN59IG-PB.....	90
ATDN59IG-ORB.....	51	ATDRN66B-WH-CP.....	56	ATDSN59IG-PN.....	90
ATDN59IG-PB.....	51	ATDRN66B-WH-MB.....	56	ATDSN59IG-WT.....	90
ATDN59IG-PN.....	51	ATDRN66B-WH-ORB.....	56	ATDSN62FIG-BN.....	92
ATDN59IG-WT.....	51	ATDRN66B-WH-PB.....	56	ATDSN62FIG-CP.....	92
ATDNB59IG-BN.....	48	ATDRN66B-WH-PN.....	56	ATDSN62FIG-MB.....	92
ATDNB59IG-CP.....	48	ATDRN66B-WH-WH.....	56	ATDSN62FIG-ORB.....	92
ATDNB59IG-MB.....	48	ATDRN69BIG-BN.....	54	ATDSN62FIG-PB.....	92
ATDNB59IG-ORB.....	48	ATDRN69BIG-CP.....	54	ATDSN62FIG-PN.....	92
ATDNB59IG-PB.....	48	ATDRN69BIG-ORB.....	54	ATDSN62FIG-WT.....	92
ATDNB59IG-PN.....	48	ATDRN69BIG-PB.....	54	ATDSN63RB-WH.....	88
ATDNB59IG-WT.....	48	ATDRN69BIG-PN.....	54	ATDSN66B-WH-BN.....	85

<b>Item No</b>	<b>Page</b>	<b>Item No</b>	<b>Page</b>	<b>Item No</b>	<b>Page</b>
ATDSN66B-WH-CP.....	85	ATDSN69I-WH-CP.....	84	ATFN67IG-BN.....	93
ATDSN66B-WH-MB.....	85	ATDSN69I-WH-ORB.....	84	ATFN67IG-CP.....	93
ATDSN66B-WH-ORB.....	85	ATDSN69I-WH-PB.....	84	ATFN67IG-ORB.....	93
ATDSN66B-WH-PB.....	85	ATDSN69KIG-BN.....	94	ATFN67IG-PB.....	93
ATDSN66B-WH-PN.....	85	ATDSN69KIG-CP.....	94	ATFN67IG-PN.....	93
ATDSN66B-WH-WH.....	85	ATDSN69KIG-ORB.....	94	ATFN67IG-WT.....	93
ATDSN66C-WH-BN.....	85	ATDSN69KIG-MB.....	94	ATFN71IG-BN.....	93
ATDSN66C-WH-CP.....	85	ATDSN69KIG-PB.....	94	ATFN71IG-CP.....	93
ATDSN66C-WH-MB.....	85	ATDSN69KIG-PN.....	94	ATFN71IG-ORB.....	93
ATDSN66C-WH-ORB.....	85	ATDSN69KIG-WT.....	94	ATFN71IG-PB.....	93
ATDSN66C-WH-PB.....	85	ATDSN69R-WH-BN.....	86	ATFN71IG-PN.....	93
ATDSN66C-WH-PN.....	85	ATDSN69R-WH-CP.....	86	ATFN71IG-WT.....	93
ATDSN66C-WH-WH.....	85	ATDSN69R-WH-OR.....	86	ATFREC�59AIG-BN.....	118
ATDSN67IG-BN.....	91	ATDSN69R-WH-PB.....	86	ATFREC�59AIG-CP.....	118
ATDSN67IG-CP.....	91	ATDSN70BIG-BN.....	95	ATFREC�59AIG-ORB.....	118
ATDSN67IG-MB.....	91	ATDSN70BIG-CP.....	95	ATFREC�59AIG-PB.....	118
ATDSN67IG-ORB.....	91	ATDSN70BIG-MB.....	95	ATFREC�59AIG-PN.....	118
ATDSN67IG-PB.....	91	ATDSN70BIG-ORB.....	95	ATFREC�59AIG-WT.....	118
ATDSN67IG-PN.....	91	ATDSN70BIG-PB.....	95	ATFREC�59EIG-BN.....	117
ATDSN67IG-WT.....	91	ATDSN70BIG-PN.....	95	ATFREC�59EIG-CP.....	117
ATDSN67BIG-BN.....	91	ATDSN70BIG-WT.....	95	ATFREC�59EIG-ORB.....	117
ATDSN67BIG-CP.....	91	ATDSN70BHIG-CP.....	89	ATFREC�59EIG-PB.....	117
ATDSN67BIG-MB.....	91	ATDSN70BHIG-BN.....	89	ATFREC�59EIG-PN.....	117
ATDSN67BIG-ORB.....	91	ATDSN70BHIG-ORB.....	89	ATFREC�59EIG-WT.....	117
ATDSN67BIG-PB.....	91	ATDSN70BHIG-WT.....	89	ATFREC�67AIG-BN.....	119
ATDSN67BIG-PN.....	91	ATDSN70BHIG-PB.....	89	ATFREC�67AIG-CP.....	119
ATDSN67BIG-WT.....	91	ATDSN70BHIG-PN.....	89	ATFREC�67AIG-ORB.....	119
ATDSN68FIG-BN.....	92	ATDSN70BHIG-MB.....	89	ATFREC�67AIG-PB.....	119
ATDSN68FIG-CP.....	92	ATDSN72IG-BN.....	96	ATFREC�67AIG-PN.....	119
ATDSN68FIG-MB.....	92	ATDSN72IG-CP.....	96	ATFREC�67AIG-WT.....	119
ATDSN68FIG-ORB.....	92	ATDSN72IG-MB.....	96	ATFREC�67IG-BN.....	117
ATDSN68FIG-PB.....	92	ATDSN72IG-ORB.....	96	ATFREC�67IG-CP.....	117
ATDSN68FIG-PN.....	92	ATDSN72IG-PB.....	96	ATFREC�67IG-MB.....	117
ATDSN68FIG-WT.....	92	ATDSN72IG-PN.....	96	ATFREC�67IG-ORB.....	117
ATDSN68I-WH-BN.....	81	ATDSN72IG-WT.....	96	ATFREC�67IG-PB.....	117
ATDSN68I-WH-CP.....	81	ATDSNTD63RB-WH.....	88	ATFREC�67IG-PN.....	117
ATDSN68I-WH-ORB.....	81	ATDSNTD69B-WH.....	88	ATFREC�67IG-WT.....	117
ATDSN68I-WH-PB.....	81	ATDSTD69R-WH-BN.....	86	ATFREC�67EIG-BN.....	118
ATDSN68LP-WH-BN.....	81	ATDSTD69R-WH-CP.....	86	ATFREC�67EIG-CP.....	118
ATDSN68LP-WH-CP.....	81	ATDSTD69R-WH-OR.....	86	ATFREC�67EIG-ORB.....	118
ATDSN68LP-WH-ORB.....	81	ATDSTD69R-WH-PB.....	86	ATFREC�67EIG-PB.....	118
ATDSN68LP-WH-PB.....	81	ATFDSN72IG-BN.....	96	ATFREC�67EIG-PN.....	118
ATDSN69-WH-BN.....	84	ATFDSN72IG-CP.....	96	ATFREC�67EIG-WT.....	118
ATDSN69-WH-CP.....	84	ATFDSN72IG-MB.....	96	ATFSN65IG-BN.....	113
ATDSN69-WH-ORB.....	84	ATFDSN72IG-ORB.....	96	ATFSN65IG-CP.....	113
ATDSN69-WH-PB.....	84	ATFDSN72IG-PB.....	96	ATFSN65IG-MB.....	113
ATDSN69B-WH.....	88	ATFDSN72IG-PN.....	96	ATFSN65IG-ORB.....	113
ATDSN69I-WH-BN.....	84	ATFDSN72IG-WT.....	96	ATFSN65IG-PB.....	113

## Index by Part Number



Item No	Page	Item No	Page	Item No	Page
ATFSN65IG-PN.....	113	ATOV7H59AIG-WT.....	100	ATOVN55IG-PN.....	98
ATFSN65IG-WT.....	113	ATOV7H61FIG-BN.....	110	ATOVN55IG-WT.....	98
ATFSN66IG-BN.....	94	ATOV7H61FIG-CP.....	110	ATOVN56BIG-BN.....	109
ATFSN66IG-CP.....	94	ATOV7H61FIG-MB.....	110	ATOVN56BIG-CP.....	109
ATFSN66IG-MB.....	94	ATOV7H61FIG-ORB.....	110	ATOVN56BIG-MB.....	109
ATFSN66IG-ORB.....	94	ATOV7H61FIG-PB.....	110	ATOVN56BIG-ORB.....	109
ATFSN66IG-PB.....	94	ATOV7H61FIG-PN.....	110	ATOVN56BIG-PB.....	109
ATFSN66IG-PN.....	94	ATOV7H61FIG-WT.....	110	ATOVN56BIG-PN.....	109
ATFSN66IG-WT.....	94	ATOV7H65FIG-BN.....	111	ATOVN56BIG-WT.....	109
ATFSN67SIG-BN.....	76	ATOV7H65FIG-CP.....	111	ATOVN56FIG-BN.....	98
ATFSN67SIG-CP.....	76	ATOV7H65FIG-MB.....	111	ATOVN56FIG-CP.....	98
ATFSN67SIG-MB.....	76	ATOV7H65FIG-ORB.....	111	ATOVN56FIG-MB.....	98
ATFSN67SIG-ORB.....	76	ATOV7H65FIG-PB.....	111	ATOVN56FIG-ORB.....	98
ATFSN67SIG-PB.....	76	ATOV7H65FIG-PN.....	111	ATOVN56FIG-PB.....	98
ATFSN67SIG-PN.....	76	ATOV7H65FIG-WT.....	111	ATOVN56FIG-PN.....	98
ATFSN67SIG-WT.....	76	ATOV7H67AIG-BN.....	101	ATOVN56FIG-WT.....	98
ATFSN69AIG-BN.....	78	ATOV7H67AIG-CP.....	101	ATOVN59D-WH.....	107
ATFSN69AIG-CP.....	78	ATOV7H67AIG-ORB.....	101	ATOVN59AIG-BN.....	100
ATFSN69AIG-MB.....	78	ATOV7H67AIG-PB.....	101	ATOVN59AIG-CP.....	100
ATFSN69AIG-ORB.....	78	ATOV7H67AIG-PN.....	101	ATOVN59AIG-ORB.....	100
ATFSN69AIG-PB.....	78	ATOV7H67AIG-WT.....	101	ATOVN59AIG-PB.....	100
ATFSN69AIG-PN.....	78	ATOV7H67IG-BN.....	108	ATOVN59AIG-PN.....	100
ATFSN69AIG-WT.....	78	ATOV7H67IG-CP.....	108	ATOVN59AIG-WT.....	100
ATFSN71SIG-BN.....	78	ATOV7H67IG-ORB.....	108	ATOVN59EIG-BN.....	102
ATFSN71SIG-CP.....	78	ATOV7H67IG-PB.....	108	ATOVN59EIG-CP.....	102
ATFSN71SIG-ORB.....	78	ATOV7H67IG-PN.....	108	ATOVN59EIG-MB.....	102
ATFSN71SIG-PB.....	78	ATOV7H67IG-WT.....	108	ATOVN59EIG-ORB.....	102
ATFSN71SIG-PN.....	78	ATOV7H71WIG-BN.....	112	ATOVN59EIG-PB.....	102
ATFSN71SIG-WT.....	78	ATOV7H71WIG-CP.....	112	ATOVN59EIG-PN.....	102
ATOVH61FIG-BN.....	109	ATOV7H71WIG-MB.....	112	ATOVN59EIG-WT.....	102
ATOVH61FIG-CP.....	109	ATOV7H71WIG-ORB.....	112	ATOVN59KIG-BN.....	104
ATOVH61FIG-MB.....	109	ATOV7H71WIG-PB.....	112	ATOVN59KIG-CP.....	104
ATOVH61FIG-ORB.....	109	ATOV7H71WIG-PN.....	112	ATOVN59KIG-MB.....	104
ATOVH61FIG-PB.....	109	ATOV7H71WIG-WT.....	112	ATOVN59KIG-ORB.....	104
ATOVH61FIG-PN.....	109	ATOVN51D-WH.....	106	ATOVN59KIG-PB.....	104
ATOVH61FIG-WT.....	109	ATOVN55D-WH.....	106	ATOVN59KIG-PN.....	104
ATOV7H56BIG-BN.....	109	ATOVN55IIG-BN.....	97	ATOVN59KIG-WT.....	104
ATOV7H56BIG-CP.....	109	ATOVN55IIG-CP.....	97	ATOVN59LIG-BN.....	102
ATOV7H56BIG-MB.....	109	ATOVN55IIG-MB.....	97	ATOVN59LIG-CP.....	102
ATOV7H56BIG-ORB.....	109	ATOVN55IIG-ORB.....	97	ATOVN59LIG-ORB.....	102
ATOV7H56BIG-PB.....	109	ATOVN55IIG-PB.....	97	ATOVN59LIG-PB.....	102
ATOV7H56BIG-PN.....	109	ATOVN55IIG-PN.....	97	ATOVN59LIG-PN.....	102
ATOV7H56BIG-WT.....	109	ATOVN55IIG-WT.....	97	ATOVN59LIG-WT.....	102
ATOV7H59AIG-BN.....	100	ATOVN55IG-BN.....	98	ATOVN59MFIG-BN.....	99
ATOV7H59AIG-CP.....	100	ATOVN55IG-CP.....	98	ATOVN59MFIG-CP.....	99
ATOV7H59AIG-ORB.....	100	ATOVN55IG-MB.....	98	ATOVN59MFIG-MB.....	99
ATOV7H59AIG-PB.....	100	ATOVN55IG-ORB.....	98	ATOVN59MFIG-ORB.....	99
ATOV7H59AIG-PN.....	100	ATOVN55IG-PB.....	98	ATOVN59MFIG-PB.....	99

Item No	Page	Item No	Page	Item No	Page
ATOVN59MFIG-PN.....	99	ATOVN67AIG-WT.....	101	ATR60-WH-BL.....	42
ATOVN59MFIG-WT.....	99	ATOVN67EIG-BN.....	104	ATR60-WH-BN.....	42
ATOVN61FIG-BN.....	110	ATOVN67EIG-CP.....	104	ATR60-WH-BQ.....	42
ATOVN61FIG-CP.....	110	ATOVN67EIG-ORB.....	104	ATR60-WH-CP.....	42
ATOVN61FIG-MB.....	110	ATOVN67EIG-PB.....	104	ATR60-WH-ORB.....	42
ATOVN61FIG-ORB.....	110	ATOVN67EIG-PN.....	104	ATR60-WH-PB.....	42
ATOVN61FIG-PB.....	110	ATOVN67EIG-WT.....	104	ATR60-WH-PN.....	42
ATOVN61FIG-PN.....	110	ATOVN67IG-BN.....	108	ATR60-WH-WH.....	42
ATOVN61FIG-WT.....	118	ATOVN67IG-CP.....	108	ATR67-WH-BL.....	45
ATOVN63EIG-BN.....	103	ATOVN67IG-ORB.....	108	ATR67-WH-BN.....	45
ATOVN63EIG-CP.....	103	ATOVN67IG-PB.....	108	ATR67-WH-BQ.....	45
ATOVN63EIG-ORB.....	103	ATOVN67IG-PN.....	108	ATR67-WH-CP.....	45
ATOVN63EIG-PB.....	103	ATOVN67IG-WT.....	108	ATR67-WH-ORB.....	45
ATOVN63EIG-PN.....	103	ATOVN70LIG-BN.....	114	ATR67-WH-PB.....	45
ATOVN63EIG-WT.....	103	ATOVN70LIG-CP.....	114	ATR67-WH-PN.....	45
ATOVN63IIG-BN.....	103	ATOVN70LIG-ORB.....	114	ATR67-WH-WH.....	45
ATOVN63IIG-CP.....	103	ATOVN70LIG-PB.....	114	ATR7H53-WH-BN.....	40
ATOVN63IIG-MB.....	103	ATOVN70LIG-PN.....	114	ATR7H53-WH-CP.....	40
ATOVN63IIG-ORB.....	103	ATOVN70LIG-WT.....	114	ATR7H53-WH-ORB.....	40
ATOVN63IIG-PB.....	103	ATOVN70MFIG-BN.....	116	ATR7H53-WH-PB.....	40
ATOVN63IIG-PN.....	103	ATOVN70MFIG-CP.....	116	ATR7H58-WH-BN.....	41
ATOVN63IIG-WT.....	103	ATOVN70MFIG-MB.....	116	ATR7H58-WH-CP.....	41
ATOVN65FIG-BN.....	111	ATOVN70MFIG-ORB.....	116	ATR7H58-WH-ORB.....	41
ATOVN65FIG-CP.....	111	ATOVN70MFIG-PB.....	116	ATR7H58-WH-PB.....	41
ATOVN65FIG-MB.....	111	ATOVN70MFIG-PN.....	116	ATR7H70I-WH-BN.....	47
ATOVN65FIG-ORB.....	111	ATOVN70MFIG-WT.....	116	ATR7H70I-WH-CP.....	47
ATOVN65FIG-PB.....	111	ATOVN71FIG-BN.....	115	ATR7H70I-WH-ORB.....	47
ATOVN65FIG-PN.....	111	ATOVN71FIG-CP.....	115	ATR7H70I-WH-PB.....	47
ATOVN65FIG-WT.....	111	ATOVN71FIG-MB.....	115	ATR7H70LP-WH-BN.....	46
ATOVN65LIG-BN.....	105	ATOVN71FIG-ORB.....	115	ATR7H70LP-WH-CP.....	46
ATOVN65LIG-CP.....	105	ATOVN71FIG-PB.....	115	ATR7H70LP-WH-ORB.....	46
ATOVN65LIG-ORB.....	105	ATOVN71FIG-PN.....	115	ATR7H70LP-WH-PB.....	46
ATOVN65LIG-PB.....	105	ATOVN71FIG-WT.....	115	ATREC7H67B-WH.....	120
ATOVN65LIG-PN.....	105	ATOVN71WIG-BN.....	112	ATREC71IG-CP.....	125
ATOVN65LIG-WT.....	105	ATOVN71WIG-CP.....	112	ATREC71IG-BN.....	125
ATOVN66MFIG-BN.....	116	ATOVN71WIG-MB.....	112	ATREC71IG-ORB.....	125
ATOVN66MFIG-CP.....	116	ATOVN71WIG-ORB.....	112	ATREC71IG-PB.....	125
ATOVN66MFIG-MB.....	116	ATOVN71WIG-PB.....	112	ATREC71IG-PN.....	125
ATOVN66MFIG-ORB.....	116	ATOVN71WIG-PN.....	112	ATREC71IG-WT.....	125
ATOVN66MFIG-PB.....	116	ATOVN71WIG-WT.....	112	ATREC71IG-MB.....	125
ATOVN66MFIG-PN.....	116	ATR60-BQ-BL.....	42	ATRECN64FIG-BN.....	119
ATOVN66MFIG-WT.....	116	ATR60-BQ-BN.....	42	ATRECN64FIG-CP.....	119
ATOVN67D-WH.....	107	ATR60-BQ-BQ.....	42	ATRECN64FIG-MB.....	119
ATOVN67AIG-BN.....	101	ATR60-BQ-CP.....	42	ATRECN64FIG-ORB.....	119
ATOVN67AIG-CP.....	101	ATR60-BQ-ORB.....	42	ATRECN64FIG-PB.....	119
ATOVN67AIG-ORB.....	101	ATR60-BQ-PB.....	42	ATRECN64FIG-PN.....	119
ATOVN67AIG-PB.....	101	ATR60-BQ-PN.....	42	ATRECN64FIG-WT.....	119
ATOVN67AIG-PN.....	101	ATR60-BQ-WH.....	42	ATRECN67B-WH.....	120

Item No	Page	Item No	Page	Item No	Page
ATREC67FIG-BN.....	120	ATRND61IG-PB.....	126	ATS7H61LP-WH-PB.....	66
ATREC67FIG-CP.....	120	ATRND61IG-PN.....	126	ATSN44-WH-BN.....	61
ATREC67FIG-MB.....	120	ATRND61IG-WT.....	126	ATSN44-WH-CP.....	61
ATREC67FIG-ORB.....	120	ATRSN68FIG-CP.....	80	ATSN51I-WH-BN.....	61
ATREC67FIG-PB.....	120	ATRSN68FIG-BN.....	80	ATSN51I-WH-CP.....	61
ATREC67FIG-PN.....	120	ATRSN68FIG-ORB.....	80	ATSN51I-WH-ORB.....	61
ATREC67FIG-WT.....	120	ATRSN68FIG-PB.....	80	ATSN51I-WH-PB.....	61
ATREC69BIG-BN.....	125	ATRSN68FIG-PN.....	80	ATSN55I-WH-BN.....	62
ATREC69BIG-CP.....	125	ATRSN68FIG-WT.....	80	ATSN55I-WH-CP.....	62
ATREC69BIG-MB.....	125	ATRSN68FIG-MB.....	80	ATSN55I-WH-ORB.....	62
ATREC69BIG-ORB.....	125	ATRSN68FEIG-BN.....	77	ATSN55I-WH-PB.....	62
ATREC69BIG-PB.....	125	ATRSN68FEIG-CP.....	77	ATSN60FIG-BN.....	73
ATREC69BIG-PN.....	125	ATRSN68FEIG-MB.....	77	ATSN60FIG-CP.....	73
ATREC69BIG-WT.....	125	ATRSN68FEIG-ORB.....	77	ATSN60FIG-MB.....	73
ATREC71WIG-BN.....	124	ATRSN68FEIG-PB.....	77	ATSN60FIG-ORB.....	73
ATREC71WIG-CP.....	124	ATRSN68FEIG-PN.....	77	ATSN60FIG-PB.....	73
ATREC71WIG-MB.....	124	ATRSN68FEIG-WT.....	77	ATSN60FIG-PN.....	73
ATREC71WIG-ORB.....	124	ATS60-BQ-BL.....	63	ATSN60FIG-WT.....	73
ATREC71WIG-PB.....	124	ATS60-BQ-BN.....	63	ATSN61LP-WH-BN.....	66
ATREC71WIG-PN.....	124	ATS60-BQ-BQ.....	63	ATSN61LP-WH-CP.....	66
ATREC71WIG-WT.....	124	ATS60-BQ-CP.....	63	ATSN61LP-WH-ORB.....	66
ATRN53-WH-BN.....	40	ATS60-BQ-ORB.....	63	ATSN61LP-WH-PB.....	66
ATRN53-WH-CP.....	40	ATS60-BQ-PB.....	63	ATSN65IG-BN.....	74
ATRN53-WH-ORB.....	40	ATS60-BQ-PN.....	63	ATSN65IG-CP.....	74
ATRN53-WH-PB.....	40	ATS60-BQ-WH.....	63	ATSN65IG-ORB.....	74
ATRN58-WH-BN.....	41	ATS60-WH-BL.....	63	ATSN65IG-PB.....	74
ATRN58-WH-CP.....	41	ATS60-WH-BN.....	63	ATSN65IG-PN.....	74
ATRN58-WH-ORB.....	41	ATS60-WH-BQ.....	63	ATSN65IG-WT.....	74
ATRN58-WH-PB.....	41	ATS60-WH-CP.....	63	ATSN66EIG-BN.....	74
ATRN70I-WH-BN.....	47	ATS60-WH-ORB.....	63	ATSN66EIG-CP.....	74
ATRN70I-WH-CP.....	47	ATS60-WH-PB.....	63	ATSN66EIG-MB.....	74
ATRN70I-WH-ORB.....	47	ATS60-WH-PN.....	63	ATSN66EIG-ORB.....	74
ATRN70I-WH-PB.....	47	ATS60-WH-WH.....	63	ATSN66EIG-PB.....	74
ATRN70LP-WH-BN.....	46	ATS67-WH-BL.....	67	ATSN66EIG-PN.....	74
ATRN70LP-WH-CP.....	46	ATS67-WH-BN.....	67	ATSN66EIG-WT.....	74
ATRN70LP-WH-ORB.....	46	ATS67-WH-BQ.....	67	ATSN66FIG-BN.....	73
ATRN70LP-WH-PB.....	46	ATS67-WH-CP.....	67	ATSN66FIG-CP.....	73
ATRNDN58IG-BN.....	126	ATS67-WH-ORB.....	67	ATSN66FIG-MB.....	73
ATRNDN58IG-CP.....	126	ATS67-WH-PB.....	67	ATSN66FIG-ORB.....	73
ATRNDN58IG-MB.....	126	ATS67-WH-PN.....	67	ATSN66FIG-PB.....	73
ATRNDN58IG-ORB.....	126	ATS67-WH-WH.....	67	ATSN66FIG-PN.....	73
ATRNDN58IG-PB.....	126	ATS7H61I-WH-BN.....	65	ATSN66FIG-WT.....	73
ATRNDN58IG-PN.....	126	ATS7H61I-WH-CP.....	65	ATSN67B-WH.....	70
ATRNDN58IG-WT.....	126	ATS7H61I-WH-ORB.....	65	ATSN67FIG-BN.....	75
ATRNDN61IG-BN.....	126	ATS7H61I-WH-PB.....	65	ATSN67FIG-CP.....	75
ATRNDN61IG-CP.....	126	ATS7H61LP-WH-BN.....	66	ATSN67FIG-MB.....	75
ATRNDN61IG-MB.....	126	ATS7H61LP-WH-CP.....	66	ATSN67FIG-ORB.....	75
ATRNDN61IG-ORB.....	126	ATS7H61LP-WH-ORB.....	66	ATSN67FIG-PB.....	75

Item No	Page	Item No	Page	Item No	Page
ATSN67FIG-PN.....	75	BC2004-PN.....	234	CTDR7H61-WH-ORB.....	16
ATSN67FIG-WT.....	75	BC2027.....	235	CTDR7H61-WH-PB.....	16
ATSN68BIG-BN.....	76	BC2032.....	235	CTDR7H61-WH-PN.....	16
ATSN68BIG-CP.....	76	BC2038-BN.....	234	CTDR7H61-WH-SN.....	16
ATSN68BIG-MB.....	76	BC2038-CP.....	234	CTDR7H61-WH-UF.....	16
ATSN68BIG-ORB.....	76	BC2038-ORB.....	234	CTDR7H61-WH-WH.....	15
ATSN68BIG-PB.....	76	BC2038-PN.....	234	CTDR7H61B-WH.....	16
ATSN68BIG-PN.....	76	BC2042.....	235	CTDR7H66B-WH.....	17
ATSN68BIG-WT.....	76	BC2043.....	235	CTDRH-WH-ORB.....	20
ATSN68I-WH-BN.....	72	BC2044.....	236	CTDRH-WH-BL.....	20
ATSN68I-WH-CP.....	72	BC2046-WH.....	236	CTDRH-WH-BQ.....	20
ATSN68I-WH-ORB.....	72	CI-FL-SS.....	245	CTDRH-WH-CP.....	20
ATSN68I-WH-PB.....	72	COSTP-SQ-AC.....	241	CTDRH-WH-PB.....	20
ATSN68LP-WH-BN.....	72	COTDR7H61K-AC.....	146	CTDRH-WH-PN.....	20
ATSN68LP-WH-CP.....	72	COTDRN31-AC-AC.....	145	CTDRH-WH-SN.....	20
ATSN68LP-WH-ORB.....	72	COTDRN61K-AC.....	146	CTDRH-WH-UF.....	20
ATSN68LP-WH-PB.....	72	COTDRN66C-SAP.....	150	CTDRH-WH-WH.....	20
ATSN70FIG-BN.....	79	COTDRN75B-AC.....	147	CTDRHB-WH.....	20
ATSN70FIG-CP.....	79	COTDSN66B-AC.....	138	CTDRN-WH-BL.....	20
ATSN70FIG-MB.....	79	COTDSN66L-SAC.....	139	CTDRN-WH-BQ.....	20
ATSN70FIG-ORB.....	79	COTDSN66M-MF.....	141	CTDRN-WH-CP.....	20
ATSN70FIG-PB.....	79	COTDSN66P-AC.....	136	CTDRN-WH-ORB.....	20
ATSN70FIG-PN.....	79	COTDSN66P-CN.....	138	CTDRN-WH-PB.....	20
ATSN70FIG-WT.....	79	COTDSN66S-AC.....	142	CTDRN-WH-PN.....	20
ATSN71FIG-BN.....	75	COTDSN68-AC-AC.....	140	CTDRN-WH-SN.....	20
ATSN71FIG-CP.....	75	COTDSN70B-BLP.....	141	CTDRN-WH-UF.....	20
ATSN71FIG-MB.....	75	COTDSN70B-SAP.....	142	CTDRN-WH-WH.....	20
ATSN71FIG-ORB.....	75	COTDSN71B-MN.....	142	CTDRN60B-WH.....	17
ATSN71FIG-PB.....	75	COTDSN72L-SAC.....	140	CTDRN61-WH-BL.....	16
ATSN71FIG-PN.....	75	COTDSN72P-AC.....	136	CTDRN61-WH-BQ.....	16
ATSN71FIG-WT.....	75	COTDSN72P-CN.....	137	CTDRN61-WH-CP.....	16
ATSNTD61I-WH-BN.....	65	COTDSN72S-AC.....	139	CTDRN61-WH-ORB.....	16
ATSNTD61I-WH-CP.....	65	COTRECN66B-AC.....	147	CTDRN61-WH-PB.....	16
ATSNTD61I-WH-ORB.....	65	COTRN68-AC-AC.....	145	CTDRN61-WH-PN.....	16
ATSNTD61I-WH-PB.....	65	COTSN66-LC-PB.....	143	CTDRN61-WH-SN.....	16
ATSOVN67FIG-CP.....	114	COTSN66RB-MF.....	144	CTDRN61-WH-UF.....	16
ATSOVN67FIG-BN.....	114	COTSN68-AC-AC.....	143	CTDRN61-WH-WH.....	16
ATSOVN67FIG-ORB.....	114	COTSN73JF-AP-AC.....	144	CTDRN61B-WH.....	16
ATSOVN67FIG-WT.....	114	COTSN73JFLAP-AC.....	144	CTDRN61LP-WH-BL.....	18
ATSOVN67FIG-PB.....	114	COTSN73JFRAP-AC.....	144	CTDRN61LP-WH-BN.....	18
ATSOVN67FIG-PN.....	114	CTBATN66-WH.....	39	CTDRN61LP-WH-BQ.....	18
ATSOVN67FIG-MB.....	114	CTBATN67MS-WH.....	21	CTDRN61LP-WH-CP.....	18
BC2000-BN.....	234	CTBATN68-WH.....	39	CTDRN61LP-WH-ORB.....	18
BC2000-CP.....	234	CTBATN68W-WH.....	39	CTDRN61LP-WH-PB.....	18
BC2000-ORB.....	234	CTDR7H60B-WH.....	17	CTDRN61LP-WH-WH.....	18
BC2000-PN.....	234	CTDR7H61-WH-BL.....	16	CTDRN66B-WH.....	17
BC2004-BN.....	234	CTDR7H61-WH-BQ.....	16	CTDRN67BP-PI.....	19
BC2004-CP.....	234	CTDR7H61-WH-CP.....	16	CTDRN67-PI-PI.....	19

Item No	Page	Item No	Page	Item No	Page
CTDRN72-WH-BL.....	21	CTDSN-WH-PB.....	34	CTR60-WH-WH.....	11
CTDRN72-WH-BN.....	21	CTDSN-WH-PN.....	34	CTR67-WH-BL.....	13
CTDRN72-WH-BQ.....	21	CTDSN-WH-SN.....	34	CTR67-WH-BQ.....	13
CTDRN72-WH-CP.....	21	CTDSN-WH-UF.....	34	CTR67-WH-CP.....	13
CTDRN72-WH-ORB.....	21	CTDSN-WH-WH.....	34	CTR67-WH-ORB.....	13
CTDRN72-WH-PB.....	21	CTDSN61-WH-BL.....	31	CTR67-WH-PB.....	13
CTDRN72-WH-PN.....	21	CTDSN61-WH-BQ.....	31	CTR67-WH-PN.....	13
CTDRN72-WH-WH.....	21	CTDSN61-WH-BN.....	31	CTR67-WH-SN.....	13
CTDRNB-WH.....	20	CTDSN61-WH-CP.....	31	CTR67-WH-UF.....	13
CTDS7H61-WH-BL.....	31	CTDSN61-WH-ORB.....	31	CTR67-WH-WH.....	13
CTDS7H61-WH-BN.....	31	CTDSN61-WH-PB.....	31	CTR7H54-WH-BL.....	8
CTDS7H61-WH-BQ.....	31	CTDSN61-WH-PN.....	31	CTR7H54-WH-BQ.....	8
CTDS7H61-WH-CP.....	31	CTDSN61-WH-WH.....	31	CTR7H54-WH-CP.....	8
CTDS7H61-WH-ORB.....	31	CTDSN61B-WH.....	32	CTR7H54-WH-ORB.....	8
CTDS7H61-WH-PB.....	31	CTDSN66-WH-BL.....	33	CTR7H54-WH-PB.....	8
CTDS7H61-WH-PN.....	31	CTDSN66-WH-BN.....	33	CTR7H54-WH-BN.....	8
CTDS7H61-WH-WH.....	31	CTDSN66-WH-BQ.....	33	CTR7H54-WH-WH.....	8
CTDS7H66-WH-BL.....	33	CTDSN66-WH-CP.....	33	CTR7H54-WH-UF.....	8
CTDS7H66-WH-BN.....	33	CTDSN66-WH-ORB.....	33	CTR7H58-WH-CP.....	10
CTDS7H66-WH-BQ.....	33	CTDSN66-WH-PB.....	33	CTR7H58-WH-ORB.....	10
CTDS7H66-WH-CP.....	33	CTDSN66-WH-PN.....	33	CTR7H58-WH-PB.....	10
CTDS7H66-WH-ORB.....	33	CTDSN66-WH-WH.....	33	CTR7H58-WH-BN.....	10
CTDS7H66-WH-PB.....	33	CTDSN67-WH-BN.....	35	CTR7H58-WH-WH.....	10
CTDS7H66-WH-PN.....	33	CTDSN67-WH-CP.....	35	CTR7H60-WH-BL.....	11
CTDS7H66-WH-WH.....	33	CTDSN67-WH-ORB.....	35	CTR7H60-WH-BQ.....	11
CTDS7H72B-WH.....	37	CTDSN67-WH-PB.....	35	CTR7H60-WH-CP.....	11
CTDS7H73L-WH-BL.....	36	CTDSN67-WH-PN.....	35	CTR7H60-WH-ORB.....	11
CTDS7H73L-WH-BN.....	36	CTDSN67-WH-UF.....	35	CTR7H60-WH-PB.....	11
CTDS7H73L-WH-BQ.....	36	CTDSN67-WH-WH.....	35	CTR7H60-WH-PN.....	11
CTDS7H73L-WH-CP.....	36	CTDSN72B-WH.....	37	CTR7H60-WH-SN.....	11
CTDS7H73L-WH-ORB.....	36	CTDSN73L-WH-BL.....	36	CTR7H60-WH-UF.....	11
CTDS7H73L-WH-PB.....	36	CTDSN73L-WH-BN.....	36	CTR7H60-WH-WH.....	11
CTDS7H73L-WH-PN.....	36	CTDSN73L-WH-BQ.....	36	CTR7H67-WH-BL.....	14
CTDS7H73L-WH-WH.....	36	CTDSN73L-WH-CP.....	36	CTR7H67-WH-BQ.....	14
CTDSH-WH-BL.....	34	CTDSN73L-WH-ORB.....	36	CTR7H67-WH-CP.....	14
CTDSH-WH-BQ.....	34	CTDSN73L-WH-PB.....	36	CTR7H67-WH-ORB.....	14
CTDSH-WH-CP.....	34	CTDSN73L-WH-PN.....	36	CTR7H67-WH-PB.....	14
CTDSH-WH-ORB.....	34	CTDSN73L-WH-WH.....	36	CTR7H67-WH-PN.....	14
CTDSH-WH-PB.....	34	CTDSN74B-WH.....	38	CTR7H67-WH-SN.....	14
CTDSH-WH-PN.....	34	CTDSNB-WH.....	34	CTR7H67-WH-UF.....	14
CTDSH-WH-SN.....	34	CTR60-WH-BL.....	11	CTR7H67-WH-WH.....	14
CTDSH-WH-UF.....	34	CTR60-WH-BQ.....	11	CTRH49-WH-BN.....	6
CTDSH-WH-WH.....	34	CTR60-WH-CP.....	11	CTRH49-WH-CP.....	6
CTDSHB-WH.....	34	CTR60-WH-ORB.....	11	CTRH49-WH-ORB.....	6
CTDSN-WH-BL.....	34	CTR60-WH-PB.....	11	CTRH49-WH-PB.....	6
CTDSN-WH-BQ.....	34	CTR60-WH-PN.....	11	CTRH49-WH-PN.....	6
CTDSN-WH-CP.....	34	CTR60-WH-SN.....	11	CTRH49-WH-WH.....	6
CTDSN-WH-ORB.....	34	CTR60-WH-UF.....	11	CTRH49C-WH-BN.....	5

Item No	Page	Item No	Page	Item No	Page
CTRH49C-WH-CP.....	5	CTRN60-WH-BQ.....	11	CTSH61I-WH-CP.....	27
CTRH49C-WH-ORB.....	5	CTRN60-WH-CP.....	11	CTSH61I-WH-ORB.....	27
CTRH49C-WH-PB.....	5	CTRN60-WH-ORB.....	11	CTSH61I-WH-PB.....	27
CTRH49C-WH-PN.....	5	CTRN60-WH-PB.....	11	CTSH61I-WH-PN.....	27
CTRH49C-WH-WH.....	5	CTRN60-WH-PN.....	11	CTSH61I-WH-WH.....	27
CTRH54-WH-BL.....	7	CTRN60-WH-SN.....	11	CTSN53-WH-BL.....	22
CTRH54-WH-BQ.....	7	CTRN60-WH-UF.....	11	CTSN53-WH-BN.....	22
CTRH54-WH-CP.....	7	CTRN60-WH-WH.....	11	CTSN53-WH-BQ.....	22
CTRH54-WH-ORB.....	7	CTRN67-WH-BL.....	13	CTSN53-WH-CP.....	22
CTRH54-WH-PB.....	7	CTRN67-WH-BQ.....	13	CTSN53-WH-ORB.....	22
CTRH54-WH-PN.....	7	CTRN67-WH-CP.....	13	CTSN53-WH-PB.....	22
CTRH54-WH-SN.....	7	CTRN67-WH-ORB.....	13	CTSN53-WH-PN.....	22
CTRH54-WH-UF.....	7	CTRN67-WH-PB.....	13	CTSN53-WH-WH.....	22
CTRH54-WH-WH.....	7	CTRN67-WH-PN.....	13	CTSN54I-WH-BN.....	23
CTRH58-WH-CP.....	10	CTRN67-WH-SN.....	13	CTSN54I-WH-CP.....	23
CTRH58-WH-ORB.....	10	CTRN67-WH-UF.....	13	CTSN54I-WH-ORB.....	23
CTRH58-WH-PB.....	10	CTRN67-WH-WH.....	13	CTSN54I-WH-PB.....	23
CTRH58-WH-BN.....	10	CTRNTD60B-WH.....	15	CTSN54I-WH-PN.....	23
CTRH58-WH-WH.....	10	CTRNTD66B-WH.....	15	CTSN54I-WH-WH.....	23
CTRH60B-WH.....	14	CTS7H54I-WH-BN.....	23	CTSN57-WH-BL.....	25
CTRH66B-WH.....	14	CTS7H54I-WH-CP.....	23	CTSN57-WH-BN.....	25
CTRN49C-WH-BN.....	5	CTS7H54I-WH-ORB.....	23	CTSN57-WH-BQ.....	25
CTRN49C-WH-CP.....	5	CTS7H54I-WH-PB.....	23	CTSN57-WH-CP.....	25
CTRN49C-WH-ORB.....	5	CTS7H54I-WH-PN.....	23	CTSN57-WH-ORB.....	25
CTRN49C-WH-PB.....	5	CTS7H54I-WH-WH.....	23	CTSN57-WH-PB.....	25
CTRN49C-WH-PN.....	5	CTS7H61B-WH.....	30	CTSN57-WH-PN.....	25
CTRN49C-WH-WH.....	5	CTS7H67-WH-BL.....	28	CTSN57-WH-WH.....	25
CTRN49-WH-BN.....	6	CTS7H67-WH-BN.....	28	CTSN57I-WH-BN.....	24
CTRN49-WH-CP.....	6	CTS7H67-WH-BQ.....	28	CTSN57I-WH-CP.....	24
CTRN49-WH-ORB.....	6	CTS7H67-WH-CP.....	28	CTSN57I-WH-ORB.....	24
CTRN49-WH-PB.....	6	CTS7H67-WH-ORB.....	28	CTSN57I-WH-PB.....	24
CTRN49-WH-PN.....	6	CTS7H67-WH-PB.....	28	CTSN57I-WH-PN.....	24
CTRN49-WH-WH.....	6	CTS7H67-WH-PN.....	28	CTSN57I-WH-WH.....	24
CTRN54-WH-BL.....	7	CTS7H67-WH-UF.....	28	CTSN60-WH-BL.....	26
CTRN54-WH-BQ.....	7	CTS7H67-WH-WH.....	28	CTSN60-WH-BQ.....	26
CTRN54-WH-CP.....	7	CTS7H68B-WH.....	30	CTSN60-WH-CP.....	26
CTRN54-WH-ORB.....	7	CTSH60-WH-BL.....	26	CTSN60-WH-ORB.....	26
CTRN54-WH-PB.....	7	CTSH60-WH-BQ.....	26	CTSN60-WH-PB.....	26
CTRN54-WH-PN.....	7	CTSH60-WH-CP.....	26	CTSN60-WH-PN.....	26
CTRN54-WH-SN.....	7	CTSH60-WH-ORB.....	26	CTSN60-WH-SN.....	26
CTRN54-WH-UF.....	7	CTSH60-WH-PB.....	26	CTSN60-WH-UF.....	26
CTRN54-WH-WH.....	7	CTSH60-WH-PN.....	26	CTSN60-WH-WH.....	26
CTRN58-WH-BN.....	10	CTSH60-WH-SN.....	26	CTSN61B-WH.....	30
CTRN58-WH-CP.....	10	CTSH60-WH-UF.....	26	CTSN61I-WH-BL.....	27
CTRN58-WH-ORB.....	10	CTSH60-WH-WH.....	26	CTSN61I-WH-BN.....	27
CTRN58-WH-PB.....	10	CTSH61I-WH-BN.....	27	CTSN61I-WH-BQ.....	27
CTRN58-WH-WH.....	10	CTSH61I-WH-BL.....	27	CTSN61I-WH-CP.....	27
CTRN60-WH-BL.....	11	CTSH61I-WH-BQ.....	27	CTSN61I-WH-ORB.....	27

Item No	Page	Item No	Page
CTSN61I-WH-PB.....	27	RTRECN59-WHGL.....	133
CTSN61I-WH-PN.....	27	RTRECN67-WH.....	134
CTSN61I-WH-WH.....	27	RTRECN67-WHGL.....	134
CTSN67-WH-BL.....	28	RTRECN71-WH.....	134
CTSN67-WH-BN.....	28	RTRECN71-WHGL.....	134
CTSN67-WH-BQ.....	28	RTSN59-WH.....	127
CTSN67-WH-CP.....	28	RTSN59-WHGL.....	127
CTSN67-WH-ORB.....	28	RTSN73-WH.....	127
CTSN67-WH-PB.....	28	RTSN73-WHGL.....	127
CTSN67-WH-PN.....	28	TRK500.....	244
CTSN67-WH-UF.....	28	TRK502.....	244
CTSN67-WH-WH.....	28	TRK504.....	244
CTSN67LP-WH-BN.....	29	TRK506.....	244
CTSN67LP-WH-CP.....	29		
CTSN67LP-WH-ORB.....	29		
CTSN67LP-WH-PB.....	29		
CTSN67LP-WH-PN.....	29		
CTSN67LP-WH-WH.....	29		
CTSN68B-WH.....	30		
CTSQH67-WH.....	9		
CTSQN67-WH.....	9		
RTDEN59-WH.....	132		
RTDEN59-WHGL.....	132		
RTDRN59B-WH.....	135		
RTDRN59B-WHGL.....	135		
RTDRN66B-WH.....	135		
RTDRN66B-WHGL.....	135		
RTDSN56-OF-WH.....	128		
RTDSN56-OF-WHGL.....	128		
RTDSN64-OF-WH.....	129		
RTDSN64-OF-WHGL.....	129		
RTDSN71-WH.....	130		
RTDSN71-WHGL.....	130		
RTFSN62WH.....	132		
RTFSN62-WHGL.....	132		
RTFSN67-WH.....	133		
RTFSN67-WHGL.....	133		
RTFSN68-WH.....	131		
RTFSN68-WHGL.....	131		
RTOVN63-OF-WH.....	130		
RTOVN63-OF-WHGL.....	130		
RTOVN64-OF-WH.....	129		
RTOVN64-OF-WHGL.....	129		
RTOVN68-WH.....	131		
RTOVN68-WHGL.....	131		
RTOVN70-OF-WH.....	128		
RTOVN70-OF-WHGL.....	128		
RTRECN59-WH.....	133		

# Terms and Conditions

## Conditions of Sale

**TERMS OF SALE:** Terms are Net 30 days. Prices are F.O.B. our warehouse in Gurnee, Illinois.

**FREIGHT POLICY:** All shipments are made F.O.B. our warehouse. Shipping charges will be added to the invoice. All shipments are made at buyer's risk unless we are instructed to ship insured. Claims must be reported within 10 days after receipt of goods. Any claims for damages to the goods occurring during shipping shall be made to the carrier.

**POSSESSION OF OUR CATALOG AND/OR PRICE LIST AND ACCESS TO OUR WEBSITE:** Possession of our catalog and/or price list or your access to our website does not in any way obligate us to sell to you or service you or your order until such time as we accept your order

**PRICES AND AVAILABILITY:** Prices are subject to change without notice and shipments will be invoiced at prevailing prices at the time of shipment. We reserve the right to reduce quantities on shipments when necessary, or to refuse orders, based upon product availability. **MINIMUM ORDER:** Due to the nature of our business, we have a minimum net purchase price of \$25.00 per order. Orders for less will be subject to a \$5.00 service charge.

**RETURNS:** No merchandise will be accepted for return without a written Return Goods Authorization (RGA). All returns must state the reason for the return. Returns made for reasons other than our shipping error, or because of defects in material or workmanship (see Guarantees) may be subject to a 25% restocking charge

**WARRANTY:** Our plumbing products are guaranteed against defects in material and workmanship for a period of one year from the date of sale. Barclay Products will replace or repair such items that may prove to be defective. Barclay Products does not assume liability for labor charges, removal or reinstallation expenses, freight or postage, or injuries resulting from a defective product. Any product problem which results from abuse, misuse, improper installation or maintenance, hard water, proximity to bodies of salt water or accidental damage, are not covered by any warranty set forth. EXCEPT AS SET FORTH HEREIN, BARCLAY HEREBY EXPRESSLY DISCLAIMS ALL WARRANTIES, EITHER EXPRESS OR IMPLIED, BY OPERATION OF LAW OR OTHERWISE, RELATED TO THE PRODUCTS BEING SOLD HEREUNDER, INCLUDING BUT NOT LIMITED TO ANY WARRANTY OF MERCHANTABILITY OR FITNESS FOR A PARTICULAR PURPOSE, WARRANTY OF TITLE, OR ACCURACY. THIS DISCLAIMER SHALL NOT AFFECT THE TERMS OF ANY MANUFACTURER'S WARRANTY. UNDER NO CIRCUMSTANCES AND IN NO EVENT WILL BARCLAY BE LIABLE FOR ANY CONSEQUENTIAL, PUNATIVE SPECIAL OR LIQUIDATED DAMAGES ARISING IN CONNECTION WITH THE DESIGN, MANUFACTURE, SALE, TRANSPORTATION, USE OR REPAIR OF THE PRODUCTS SOLD BY BARCLAY. CUSTOMER HEREBY AGREES THAT UNDER NO CIRCUMSTANCES AND IN NO EVENT SHALL BARCLAY'S LIABILITY EXCEED THE NET SALES PRICE OF THE PRODUCTS. **IMPLIED WARRANTIES:** Implied warranties including that of merchantability are expressly limited in duration to the duration of this warranty. Barclay Products Limited disclaims any responsibility for consequential damages. Some states do not allow limitations on how long an implied warranty lasts, or the exclusion or limitation of incidental damages, so this limitation and exclusion may not apply to you. This warranty gives you specific legal rights. You may also have other rights, which vary from state to state. This is our exclusive written warranty.


**NO IMPLIED WARRANTIES:** Implied warranties including that of Merchantability and Fitness for a Particular Purpose are expressly superseded by the Warranty herein.

**ACTS OF GOD:** Except for any obligation hereunder for the payment of money, neither party to this agreement shall be liable for failing to perform its obligations hereunder to the extent such failure results from events beyond such party's reasonable control, which shall include, but not be limited to, accident, casualty, strikes, riots, earthquake, inclement weather, floods, fires, wars, acts of terrorism and acts of God.

**DELAY OF THIRD PARTY MANUFACTURER:** Barclay Products Limited shall not be responsible for any delay or failure to timely deliver any product due to the actions or inactions of third party manufacturer of such product.

**NOTE:** Barclay Products Limited reserves the right to make changes in product characteristics, packaging or availability at any time without notice. Due to raw material availability, colors might vary slightly.

**NOTE:** All items meet or exceed the appropriate ASME A112.9.2-2018 and CSA B45.1-18.



**BARCLAY** is customer focused.

Our knowledgeable customer service team is on hand M–F from 8 A.M. to 5 P.M. Central time to answer any questions you may have about Barclay’s high-quality bath and kitchen products. Call toll free at 800.446.9700 for information on new products, technical specifications, installation, care, replacement parts or additional product literature.

BATH TUBS

2021



BARCLAY

SPECIAL

4000 Porett Drive  
Gurnee, IL 60031

800.446.9700  
sales@barclayproducts.com

www.barclayproducts.com

BY

DESIGN