

2-PART SNAP-LOCK COUPLING

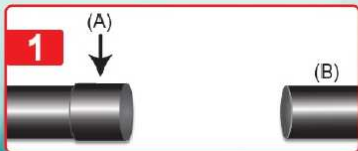
SOLVENT WELD COUPLING

FEATURES:

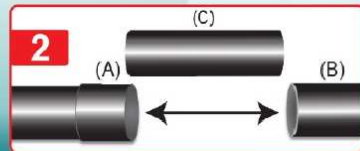
- Creates a permanent bond
- Faster & Easier than alternatives
- Use when pipes are stationary
- A true butt-to-butt solvent weld connection
- Easy to cut in a Wye or Tee to an existing pipe without use of flexible rubber couplings
- Great for remodels / additions
- Designed by a master plumber



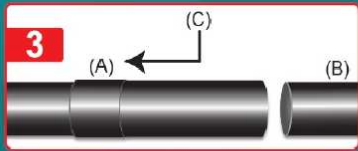
PATENT # 10774964, 11022243, & 11624462



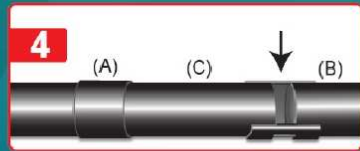
1 Adhere necessary fitting to pipe (Coupling, Wye, Combo, 90, etc)



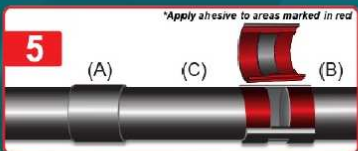
2 Measure from face of hub (A) to face of pipe (B). Cut pipe (C)



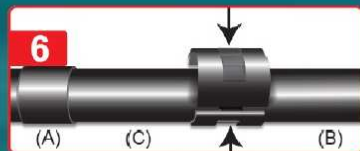
3 Insert pipe (C) between A&B. Test fit & adhere into fitting (A)
(Pipe (C) should slip between A & B without use of force)




4 Using 1/2 of Exact Fit coupling dry fit between pipe B&C then remove



5 Apply adhesive to pipes B&C and both halves of Snap-Lock Coupling



6 Install both halves of Snap-Lock Coupling to pipe B&C. Ensure both halves snap-lock together
(Use pliers if necessary to lock fitting)



FAST & PERMANENT SOLUTION
without compromising inside diameter

Visit us Online to see instructional video



DWV ONLY
NOT FOR PRESSURE



Uniform Plumbing
Code

IAPMO IGC 342-2023

UPC Listing Part # P-165318

