

Middle School Scenario A01

Scenario built upon requirement that Congress and Plaza feed Park Hill High School and Lakeview and Walden feed Park Hill South.

Board Criteria Measures & Scores

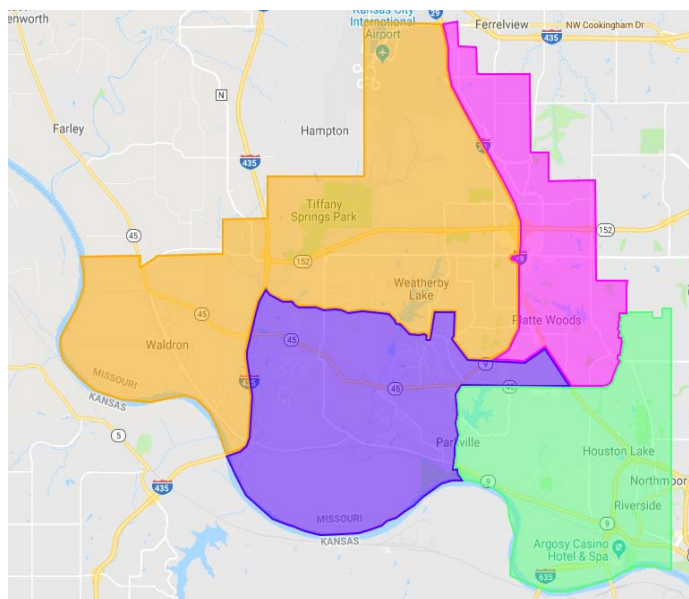
Enrollment Balance

Middle School	Projected Enrollment
3030-Congress Middle School	709
3050-Plaza Middle School	662
3000-Lakeview Middle School	653
3070-Walden Middle School	695
Grand Total	2,719

Enrollment Range	56
-------------------------	-----------

Distance to School

Middle School	Average Distance to School
3030-Congress Middle School	1.14
3050-Plaza Middle School	1.61
3000-Lakeview Middle School	2.92
3070-Walden Middle School	1.27
Avg Distance to School (miles)	1.71



Middle Scenario A maps can be accessed dynamically at <http://tinyurl.com/phsdmsA>

Socio-Economic Balance

Middle School	Free/Reduced Lunch %
3030-Congress Middle School	28.1%
3050-Plaza Middle School	33.4%
3000-Lakeview Middle School	22.7%
3070-Walden Middle School	37.6%
Grand Total	30.5%

Socio-Economic Range	14.9%
-----------------------------	--------------

7th Graders Changing Middle Schools

2018-2019 Middle School	Students Redistricted
3000-Lakeview Middle School	208
3030-Congress Middle School	265
Grand Total	473

7th Graders Changing Middle Schools	52.4%
--	--------------

Subdivisions Split

Committee members drew lines on territory boundaries and streets that were approximations of known subdivisions and neighborhoods. During the creation and review of each scenario, no known subdivisions have been intentionally split.

The district is actively working with the Platte County Assessor's Office and Demographer to create a metric to be used to score each scenario on this metric.

Feedback from committee members and patrons will also be used to gather data on the impact on subdivisions.

Middle School Scenario A02

Scenario built upon requirement that Congress and Plaza feed Park Hill High School and Lakeview and Walden feed Park Hill South.

Board Criteria Measures & Scores

Enrollment Balance

Middle School	Projected Enrollment
3030-Congress Middle School	686
3050-Plaza Middle School	685
3000-Lakeview Middle School	667
3070-Walden Middle School	681
Grand Total	2,719

Enrollment Range 19

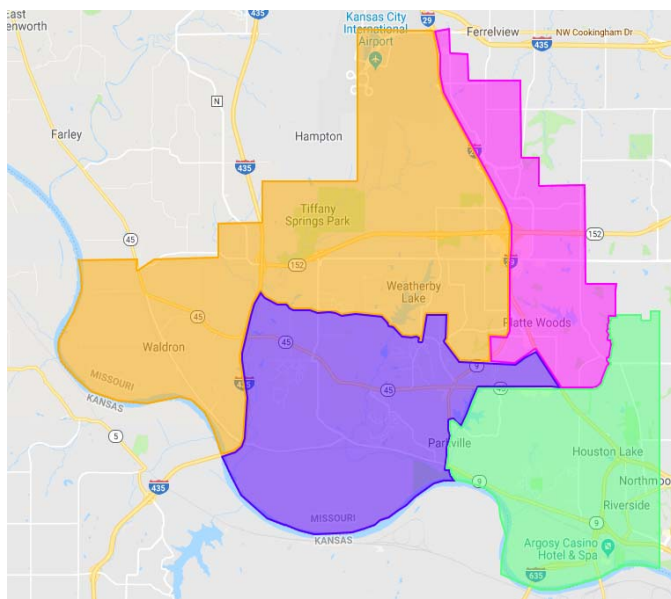
Distance to School

Middle School	Average Distance to School
3030-Congress Middle School	1.13
3050-Plaza Middle School	1.57
3000-Lakeview Middle School	2.88
3070-Walden Middle School	1.24
Avg Distance to School (miles)	1.70

Socio-Economic Balance

Middle School	Free/Reduced Lunch %
3030-Congress Middle School	27.6%
3050-Plaza Middle School	33.7%
3000-Lakeview Middle School	22.6%
3070-Walden Middle School	37.9%
Grand Total	30.5%

Socio-Economic Range 15.2%



Middle Scenario A maps can be accessed dynamically at <http://tinyurl.com/phsdmsA>

7th Graders Changing Middle Schools

2018-2019 Middle School	Students Redistricted
3000-Lakeview Middle School	202
3030-Congress Middle School	273
Grand Total	475

7th Graders Changing Middle Schools 52.6%

Subdivisions Split

Committee members drew lines on territory boundaries and streets that were approximations of known subdivisions and neighborhoods. During the creation and review of each scenario, no known subdivisions have been intentionally split.

The district is actively working with the Platte County Assessor's Office and Demographer to create a metric to be used to score each scenario on this metric.

Feedback from committee members and patrons will also be used to gather data on the impact on subdivisions.

Middle School Scenario A03

Scenario built upon requirement that Congress and Plaza feed Park Hill High School and Lakeview and Walden feed Park Hill South.

Board Criteria Measures & Scores

Enrollment Balance

Middle School	Projected Enrollment
3030-Congress Middle School	709
3050-Plaza Middle School	662
3000-Lakeview Middle School	667
3070-Walden Middle School	681
Grand Total	2,719

Enrollment Range	47
-------------------------	-----------

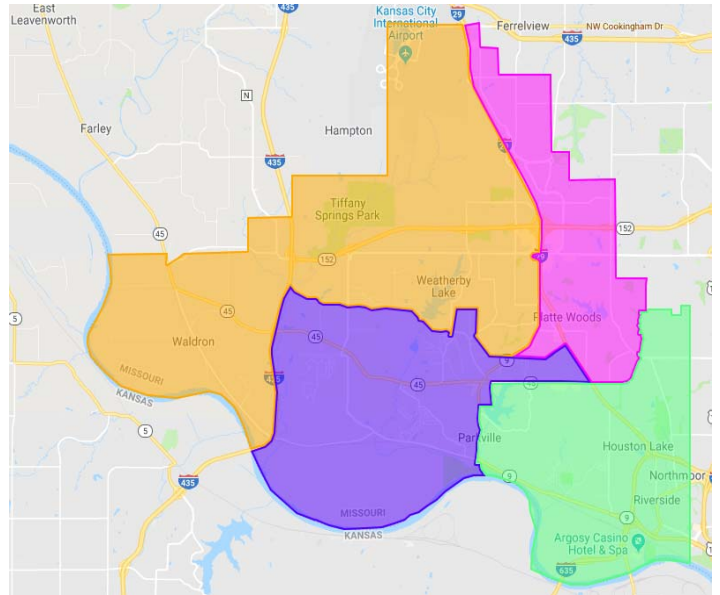
Distance to School

Middle School	Average Distance to School
3030-Congress Middle School	1.14
3050-Plaza Middle School	1.61
3000-Lakeview Middle School	2.88
3070-Walden Middle School	1.24
Avg Distance to School (miles)	1.71

Socio-Economic Balance

Middle School	Free/Reduced Lunch %
3030-Congress Middle School	28.1%
3050-Plaza Middle School	33.4%
3000-Lakeview Middle School	22.6%
3070-Walden Middle School	37.9%
Grand Total	30.5%

Socio-Economic Range	15.2%
-----------------------------	--------------



Middle Scenario A maps can be accessed dynamically at <http://tinyurl.com/phsdmsA>

7th Graders Changing Middle Schools

2018-2019 Middle School	Students Redistricted
3000-Lakeview Middle School	202
3030-Congress Middle School	265
Grand Total	467

7th Graders Changing Middle Schools	51.7%
--	--------------

Subdivisions Split

Committee members drew lines on territory boundaries and streets that were approximations of known subdivisions and neighborhoods. During the creation and review of each scenario, no known subdivisions have been intentionally split.

The district is actively working with the Platte County Assessor's Office and Demographer to create a metric to be used to score each scenario on this metric.

Feedback from committee members and patrons will also be used to gather data on the impact on subdivisions.

Middle School Scenario A04a

Scenario built upon requirement that Congress and Plaza feed Park Hill High School and Lakeview and Walden feed Park Hill South.

Board Criteria Measures & Scores

Enrollment Balance

Middle School	Projected Enrollment
3030-Congress Middle School	681
3050-Plaza Middle School	690
3000-Lakeview Middle School	647
3070-Walden Middle School	701
Grand Total	2,719

Enrollment Range	54
-------------------------	-----------

Distance to School

Middle School	Average Distance to School
3030-Congress Middle School	1.13
3050-Plaza Middle School	1.57
3000-Lakeview Middle School	1.84
3070-Walden Middle School	2.63
Avg Distance to School (miles)	1.80

Middle Scenario A maps can be accessed dynamically at <http://tinyurl.com/phsdmsA>

Socio-Economic Balance

Middle School	Free/Reduced Lunch %
3030-Congress Middle School	27.3%
3050-Plaza Middle School	33.9%
3000-Lakeview Middle School	27.5%
3070-Walden Middle School	33.0%
Grand Total	30.5%

Socio-Economic Range	6.6%
-----------------------------	-------------

7th Graders Changing Middle Schools

2018-2019 Middle School	Students Redistricted
3000-Lakeview Middle School	221
3030-Congress Middle School	275
Grand Total	496

7th Graders Changing Middle Schools	54.9%
--	--------------

Subdivisions Split

Committee members drew lines on territory boundaries and streets that were approximations of known subdivisions and neighborhoods. During the creation and review of each scenario, no known subdivisions have been intentionally split.

The district is actively working with the Platte County Assessor's Office and Demographer to create a metric to be used to score each scenario on this metric.

Feedback from committee members and patrons will also be used to gather data on the impact on subdivisions.

Middle School Scenario A04b

Scenario built upon requirement that Congress and Plaza feed Park Hill High School and Lakeview and Walden feed Park Hill South.

Board Criteria Measures & Scores

Enrollment Balance

Middle School	Projected Enrollment
3030-Congress Middle School	679
3050-Plaza Middle School	692
3000-Lakeview Middle School	647
3070-Walden Middle School	701
Grand Total	2,719

Enrollment Range 54

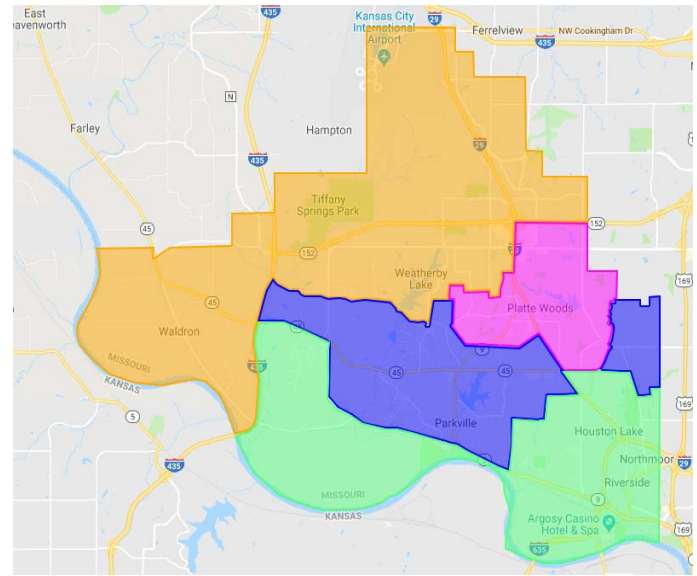
Distance to School

Middle School	Average Distance to School
3030-Congress Middle School	1.50
3050-Plaza Middle School	1.19
3000-Lakeview Middle School	1.84
3070-Walden Middle School	2.63
Avg Distance to School (miles)	1.79

Socio-Economic Balance

Middle School	Free/Reduced Lunch %
3030-Congress Middle School	22.8%
3050-Plaza Middle School	38.3%
3000-Lakeview Middle School	27.5%
3070-Walden Middle School	33.0%
Grand Total	30.5%

Socio-Economic Range 15.5%



Middle Scenario A maps can be accessed dynamically at <http://tinyurl.com/phsdmsA>

7th Graders Changing Middle Schools

2018-2019 Middle School	Students Redistricted
3000-Lakeview Middle School	221
3030-Congress Middle School	265
Grand Total	486

7th Graders Changing Middle Schools 53.8%

Subdivisions Split

Committee members drew lines on territory boundaries and streets that were approximations of known subdivisions and neighborhoods. During the creation and review of each scenario, no known subdivisions have been intentionally split.

The district is actively working with the Platte County Assessor's Office and Demographer to create a metric to be used to score each scenario on this metric.

Feedback from committee members and patrons will also be used to gather data on the impact on subdivisions.

Middle School Scenario A05

Scenario built upon requirement that Congress and Plaza feed Park Hill High School and Lakeview and Walden feed Park Hill South.

Board Criteria Measures & Scores

Enrollment Balance

Middle School	Projected Enrollment
3030-Congress Middle School	681
3050-Plaza Middle School	690
3000-Lakeview Middle School	662
3070-Walden Middle School	686
Grand Total	2,719

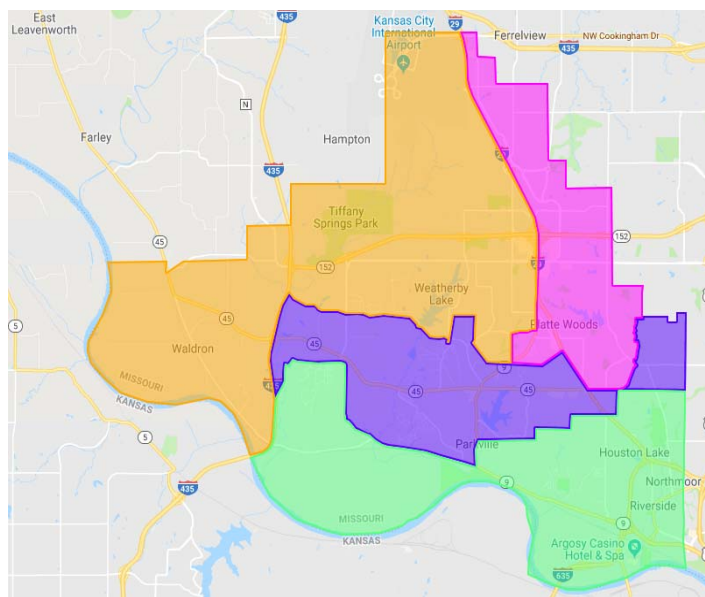
Enrollment Range	28
-------------------------	-----------

Distance to School

Middle School	Average Distance to School
3030-Congress Middle School	1.13
3050-Plaza Middle School	1.57
3000-Lakeview Middle School	1.84
3070-Walden Middle School	2.61
Avg Distance to School (miles)	1.79

Socio-Economic Balance

Middle School	Free/Reduced Lunch %
3030-Congress Middle School	27.3%
3050-Plaza Middle School	33.9%
3000-Lakeview Middle School	27.9%
3070-Walden Middle School	32.7%
Grand Total	30.5%
Socio-Economic Range	6.6%



Middle Scenario A maps can be accessed dynamically at <http://tinyurl.com/phsdmsA>

7th Graders Changing Middle Schools

2018-2019 Middle School	Students Redistricted
3000-Lakeview Middle School	210
3030-Congress Middle School	275
Grand Total	485
7th Graders Changing Middle Schools	53.7%

Subdivisions Split

Committee members drew lines on territory boundaries and streets that were approximations of known subdivisions and neighborhoods. During the creation and review of each scenario, no known subdivisions have been intentionally split.

The district is actively working with the Platte County Assessor's Office and Demographer to create a metric to be used to score each scenario on this metric.

Feedback from committee members and patrons will also be used to gather data on the impact on subdivisions.