



City of Lakewood, CO
Department of Community Resources

2017 Arts, Parks and Recreation Survey Report of Results

March 2017

Prepared by:



Lakewood
Full of Possibilities.



NRC
National Research Center Inc

2955 Valmont Road, Suite 300
Boulder, CO 80301
303-444-7863
www.n-r-c.com

Contents

EXECUTIVE SUMMARY.....	1
SURVEY BACKGROUND.....	3
SURVEY RESULTS.....	5
Facility Use and Need for Improvement.....	5
Perceptions of Parks, Recreation and Cultural Resources.....	9
Importance of City-provided Programs.....	14
Use of Lakewood Golf Courses	16
Likelihood of Recreation Program Participation and Use	18
Access to/Amount of City Amenities and Facilities	22
Older Adult and Special Programs.....	26
Funding Preferences and Prioritization.....	30
APPENDIX A: RESPONSES TO ALL SURVEY QUESTIONS	32
APPENDIX B: RESPONSES TO SELECT SURVEY QUESTIONS BY RESPONDENT WARD.....	55
APPENDIX C: RESPONSES TO SELECT SURVEY QUESTIONS BY RESPONDENT DEMOGRAPHICS	63
APPENDIX D: VERBATIM RESPONSES TO OPEN-ENDED QUESTIONS.....	85
APPENDIX E: SURVEY METHODOLOGY.....	138
APPENDIX F: SURVEY MATERIALS.....	145

Figures

Figure 1: Facility Use in Last 12 Months	6
Figure 2: Need for Facility Improvement	7
Figure 3: Reasons for Non-Use of Facilities	8
Figure 4: Resident Perceptions of Parks, Recreation and Cultural Resources	10
Figure 5: Problems with Lakewood Facilities and Amenities	12
Figure 6: Parks and Facilities with Resident Perception of Overcrowding	13
Figure 7: Importance of City-provided Programs	15
Figure 8: Presence of Golfers in Household	16
Figure 9: Golfing at Fox Hollow or Homestead Golf Courses	16
Figure 10: Reasons for Non-Use of Fox Hollow and Homestead Golf Courses	17
Figure 11: Likelihood of Adult Participation and Use of Recreation Activities/Resources	19
Figure 12: Likelihood of Youth Participation and Use of Recreation Activities/Resources	21
Figure 13: Ease of Getting to City Amenities and Facilities	22
Figure 14: Amount of Facilities Provided by the City	25
Figure 15: Older Adult Program Participation	26
Figure 16: Reasons for Not Participating in Older Adult Programs	27
Figure 17: City Recreation and Arts Programs Registration and Purchases	28
Figure 18: Method of Registration or Payment	28
Figure 19: Most Recent Registration/Payment Experience	29
Figure 20: Preferred Funding Methods for New/Updated Facilities and Services	30
Figure 21: Most Important Issues for City to Address	31

Executive Summary

Survey Background and Methods

The City of Lakewood's Department of Community Resources (CR) conducted a resident survey as the first step toward updating its master plan. The Community Resources Department encompasses and oversees a wide variety of facilities, programs and services pertaining to quality of life in the City, including parks, recreation, athletic facilities, arts centers, and museums, among others. The previous master plan was completed in 2008; it is expected that the new master plan currently in development will guide the department for the next five to eight years.

A postcard was mailed to 3,000 randomly selected Lakewood households notifying residents that they had been chosen to participate in the survey. A survey followed in the mail one week later. There were 523 survey respondents to the mailed survey, yielding a response rate of 18%. An opt-in web survey also was made available to residents and garnered 1,689 completed surveys. The results were combined and weighted to reflect the demographic profile of all residents in the City of Lakewood. The margin of error is plus or minus two percentage points around any given percentage for all respondents (2,212). Comparisons were made between various demographic and geographic subgroups.

Survey Results

Lakewood residents use many of the facilities provided by the City and a majority think that most of the facilities do not need improvement.

- About 4 in 10 residents had used Bear Creek Lake Park, and about 3 in 10 had used the Lakewood Heritage Center and the Lakewood Cultural Center. About 2 in 10 respondents had used the Green Mountain Recreation Center and the Lakewood Link Recreation Center.
- Of a list of 14 City facilities, a majority of residents thought 10 of them were not in need of improvement. About 6 in 10 respondents thought that the Lakewood Link Recreation Center, Green Mountain Recreation Center and Carmody Recreation Center were in need of a lot or a little improvement, and roughly half thought that Bear Creek Lake Park and Morse Park Pool needed some improvement.

Residents are generally satisfied with City arts, recreation and parks amenities and feel it is important for the City to provide programming.

- Most residents agreed that it is a short distance from their home to get to Lakewood facilities, that they feel safe when using city parks, trails and open spaces, that being able to recycle in city parks and public spaces is important to them, that parks are equally/fairly distributed within the city and that graffiti is removed in a timely manner.

- When given a list of potential issues to consider relating to Lakewood facilities and amenities, a majority of residents felt that most of the issues were either a minor problem or not a problem. The exception was dog waste in city parks, trails and open spaces: slightly more than half of respondents felt that this was a major or moderate problem, and another one-third thought it was a minor problem.
- About 2 in 10 residents thought that user overcrowding was a problem at Bear Creek Park and about 1 in 10 thought it was a problem at Green Mountain Park.
- About 8 in 10 respondents thought it was essential or very important for the City to provide arts, recreation and sports programs for children and youth, as well as programs for people with special needs and swimming and/or water activities for people of all ages.

Adults and youth alike would be likely to use many potential recreation programs, but the likelihood varies between the two age groups.

- At least 6 in 10 residents indicated that they would be very or somewhat likely to use a large indoor multi-use pool, outdoor fitness programs or equipment, community theater, health and wellness educational classes, an outdoor leisure pool/water spray park and/or neighborhood community gardens.
- Of the 22 items listed, at least half of respondents indicated that youth in their household would be very or somewhat likely to use 15 of them. Programs or facilities that youth were most likely to use were a large indoor multi-use pool, an outdoor leisure pool/water spray park, a nature playground and a large outdoor sports field complex.

Access to City amenities by car is easy for most residents, but less so by other modes of transportation.

- When asked how easy or difficult they thought it was to get to Lakewood amenities and facilities using different types of transportation, about 8 in 10 residents thought it was very easy to get to Lakewood parks, trails and open space as well as City recreational, arts and cultural facilities by car.
- A greater proportion of residents thought that it was somewhat or very difficult to access these amenities by public transportation or by walking.

Most residents are willing to pay for new or updated facilities and services, but have preferences for how different items are funded.

- For funding improvements/additions to existing parks and facilities and for park and open space acquisition, residents most preferred a tax increase (44% and 42%, respectively).
- Between 38% and 56% of residents most preferred a public/private partnership for funding a new multipurpose recreation facility, afterschool services for youth or transportation for older adults and the disabled.
- Few residents preferred government borrowing for funding any of the listed items.

Survey Background

The City of Lakewood Community Resources Department conducted the 2017 Arts, Parks and Recreation Survey to learn about community perceptions and satisfaction with and use of its programs, facilities and amenities. This was the first iteration of the survey, and development of the questionnaire was undertaken by City staff members, with input and guidance from National Research Center, Inc. (NRC). A copy of the questionnaire can be found in *Appendix F: Survey Materials*.

Three thousand households within Lakewood city limits were randomly selected to receive the survey by mail. A prenotification postcard was sent first, informing them that a survey would be mailed to them shortly. About a week later, they were mailed the five-page questionnaire with a cover letter signed by Kit Newland, the director of the City of Lakewood Community Resources Department. Included in the packet was a pre-addressed, postage-paid return envelope. The cover letter also included a URL where respondents could complete the survey online, if preferred. A week later a second survey was mailed, with instructions to recycle the survey if the resident had already responded. Of the 3,000 addresses selected to receive the survey, 101 were identified by the post office as vacant. A total of 523 completed surveys were returned, for a response rate of 18%.

Additionally, a community-wide, opt-in survey (identical to the mail survey) was conducted; all Lakewood residents were invited to participate via various channels, including the City website, Nextdoor.com and a unique web portal created by the City called *Imagine Lakewood!* Responses from the community-wide survey were compared to mail responses in an extensive analysis, and it was determined by NRC that responses were similar enough between the two datasets (mail and opt-in web) that they could be combined. In addition to the 523 mailed responses, 1,689 residents completed the opt-in survey, for a total of 2,212 responses and an overall margin of error of plus or minus 2%.

Survey results in each geographic area were weighted so that respondent housing tenure (rent or own), housing unit type (attached or detached), sex, age and area were represented in the proportions reflective of the entire community. More information about the survey methodology can be found in *Appendix E: Survey Methodology*.

The body of the report includes graphs and tables of summarized results, while full results appear in *Appendix A: Responses to All Survey Questions*. Because a number of questions on the survey applied to residents who were users of the services, there were a number of questions where over half of the respondents indicated that the question was not applicable or that they did not know enough to answer the question. The full set of responses, including “don’t know” responses, can be found in *Appendix A: Responses to All Survey Questions*. When a table for a question that only permitted a single response does not total to

exactly 100%, it is due to the customary practice of rounding percentages to the nearest whole number. When the total exceeds 100% in a table for a multiple response question in which the respondent can choose more than one category, it is because some respondents are counted in multiple categories.

Select survey results were compared by demographic characteristics of survey respondents as well as the geographic location of respondent households. These comparisons are discussed throughout the body of the report, when applicable. The full set of results by geographic area and demographic characteristics can be found in *Appendix B: Responses to Select Survey Questions by Respondent Ward* and *Appendix C: Responses to Select Survey Questions by Respondent Demographics*.

Survey Results

Facility Use and Need for Improvement

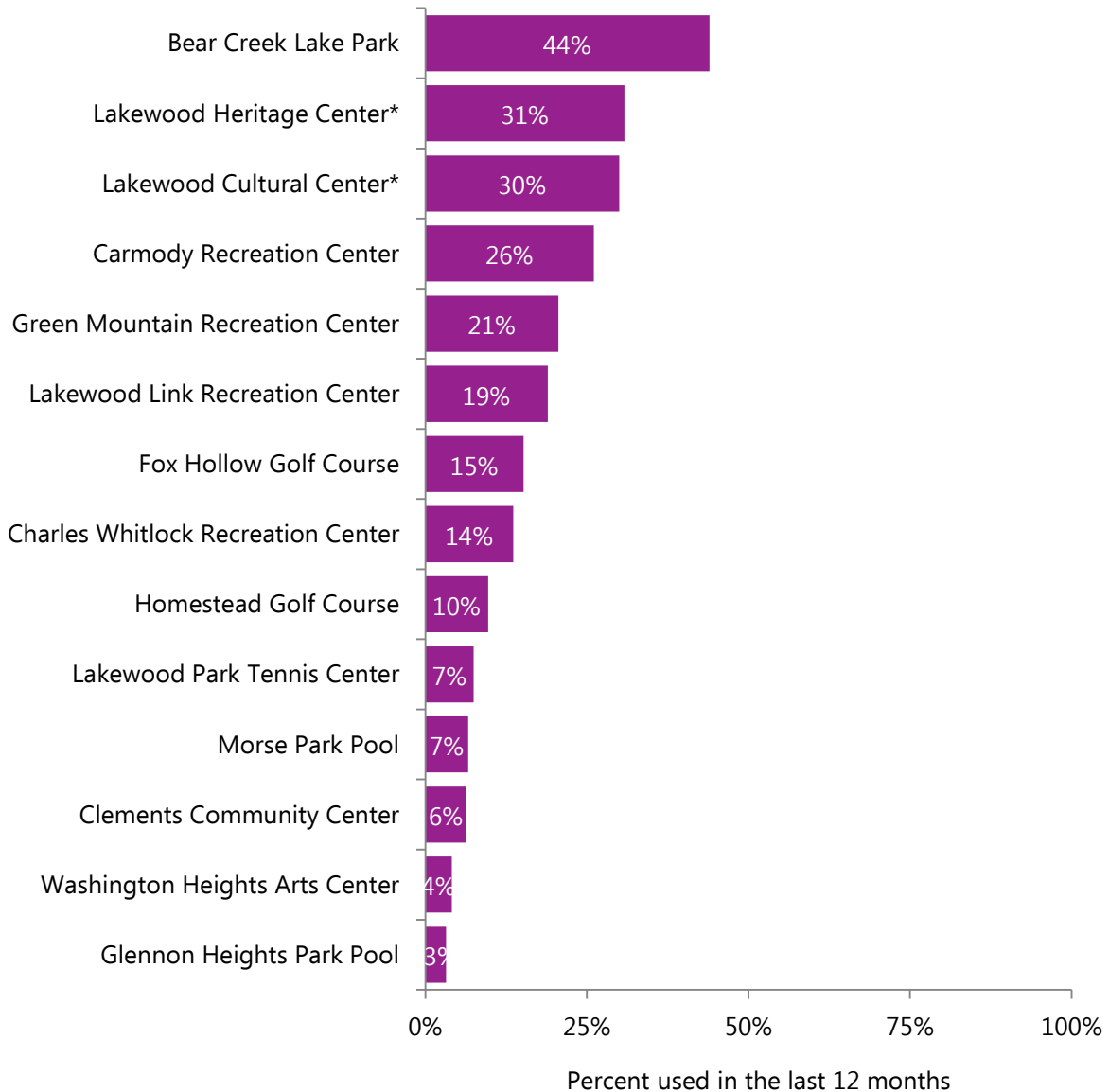
Lakewood residents were given a list of 14 facilities related to recreation, arts and culture operated by the City and asked to indicate whether anyone in their household had used the facility in the 12 months prior to the survey (see *Figure 1: Facility Use in Last 12 Months*) on the following page). About 4 in 10 residents had used Bear Creek Lake Park, and about 3 in 10 had used the Lakewood Heritage Center and the Lakewood Cultural Center. About 2 in 10 respondents had used the Carmody Recreation Center, the Green Mountain Recreation Center and the Lakewood Link Recreation Center. Fewer than 2 in 10 residents had used the other listed facilities in the last 12 months.

Survey results were compared by respondent demographic characteristics and Ward of residence. When comparing results by respondent Ward of residence, respondents who lived in Ward 3 were more likely to have used the Lakewood Link Recreation Center, the Lakewood Heritage Center and the Lakewood Cultural Center than other residents. Residents of Wards 1 and 2 were more likely than their counterparts to have visited the Charles Whitlock Recreation Center or the Morse Park Pool (for more detail see *Appendix B: Responses to Select Survey Questions by Respondent Ward*).

Generally, residents who had lived in Lakewood for at least 6 years, lived in detached housing or owned their homes tended to be more likely to use the listed facilities than their counterparts. Residents who identified as Hispanic and/or another race were more likely to have used the Lakewood Link Recreation Center, Morse Park Pool and the Lakewood Cultural Center than residents who were white alone, not Hispanic. Female respondents were more likely to have used most of the listed facilities, except for Bear Creek Lake Park and Fox Hollow Golf Course (for more information refer to *Appendix C: Responses to Select Survey Questions by Respondent Demographics*).

Figure 1: Facility Use in Last 12 Months

Below is a list of recreation and arts/cultural facilities operated by the City of Lakewood. Please indicate whether you or anyone in your household have used these facilities in the last 12 months.

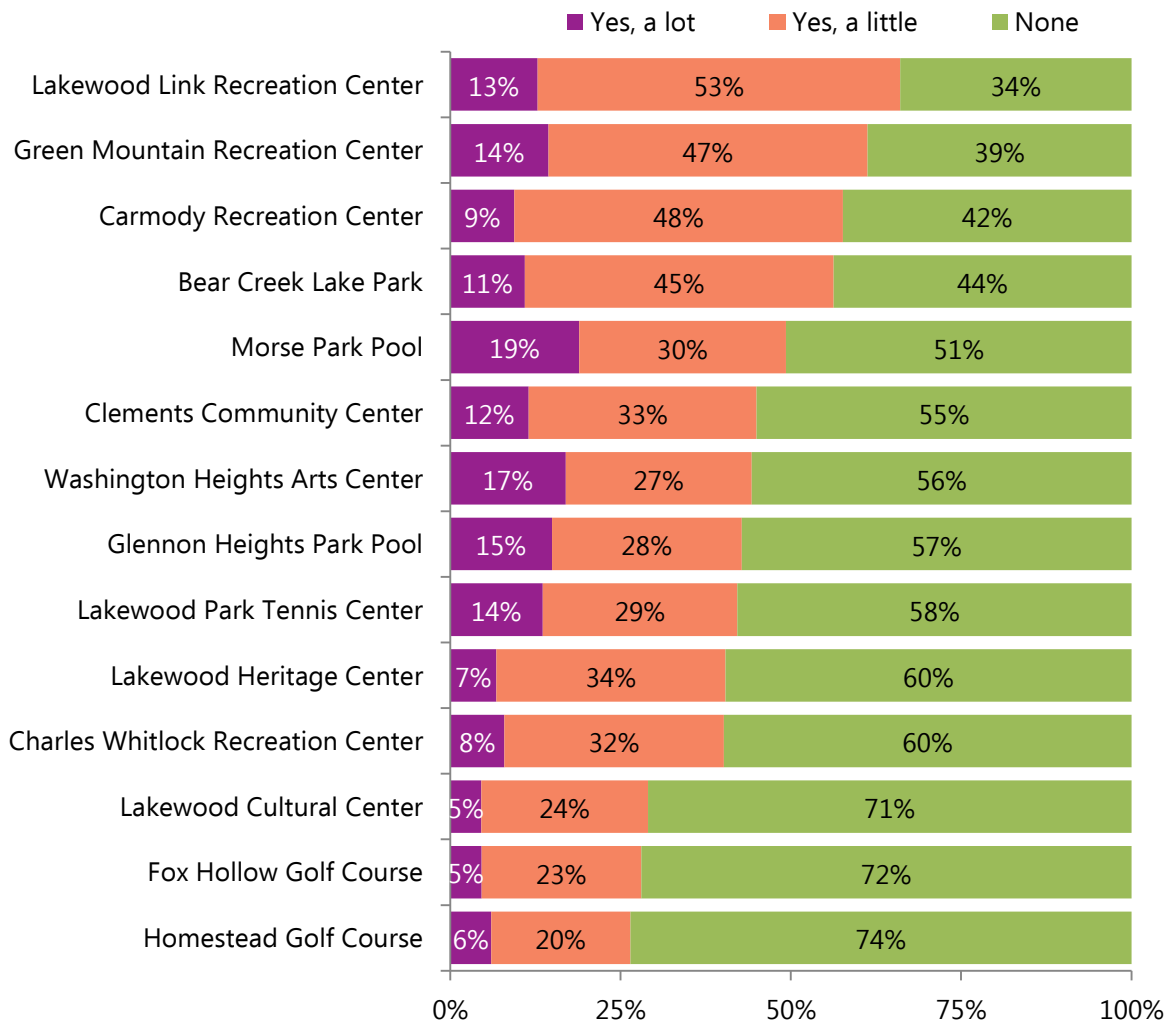


**Ratings for these items differed between the mail and open-participation survey responses by 5 points or more. About 45% of residents had used one or more of the four Lakewood recreation centers in the last 12 months.*

Residents were also asked to indicate whether they thought each facility needed a lot of improvement, a little improvement, or no improvement. Generally, those who had used a facility were more likely to provide a response about any needed improvements. Overall, at least one-third of respondents did not feel that each facility needed improvement. The facilities residents felt needed the most improvement were the Lakewood Link Recreation Center, Green Mountain Recreation Center and Carmody Recreation Center, with about 6 in 10 respondents saying each were in need of a lot or a little improvement. About half thought that Bear Creek Lake Park and Morse Park Pool needed some improvement. Fewer than one-third of survey participants thought that the Lakewood Cultural Center, Fox Hollow Golf Course or Homestead Golf Course needed improvement.

Figure 2: Need for Facility Improvement

Below is a list of recreation and arts/cultural facilities operated by the City of Lakewood. Please indicate whether you think these facilities need improvements/upgrades.



Respondents who had not used the facilities listed in the previous question were asked to indicate why, and to select as many reasons as they felt applied. A little more than one-third noted that they had not been aware of the facilities and activities offered and about 3 in 10 said they did not have time to use or attend the facilities. About 2 in 10 were not interested in the facilities and activities offered and another 2 in 10 cited costs/pricing as a factor. About 1 in 10 respondents noted inconvenient class/program times, inconvenient location(s) or that activities of interest were not offered as reasons for non-use. About 15% of respondents indicated some other reason for non-use, and a space was provided for respondents to write in a different reason if they chose (see *Appendix D: Verbatim Responses to Open-ended Questions* for “other” responses to this question).

Figure 3: Reasons for Non-Use of Facilities

If you have NOT used one of the City's recreation or arts/cultural facilities listed above, why? (Select all that apply.)



Total may exceed 100% as respondents could select more than one option.

Perceptions of Parks, Recreation and Cultural Resources

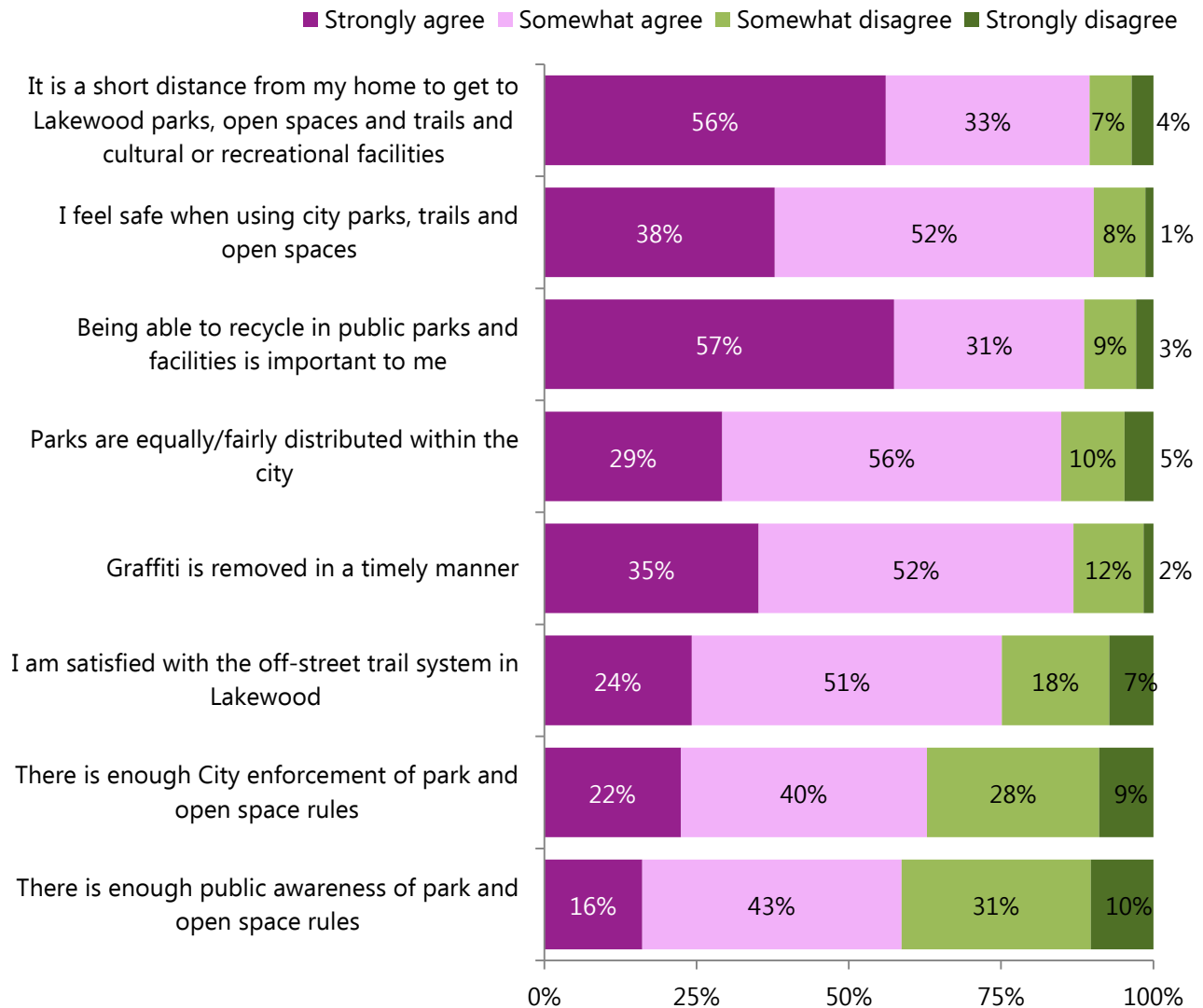
Residents were asked about their level of agreement with a series of statements relating to parks, trails, open space, recreation and cultural resources provided by the City (see *Figure 4: Resident Perceptions of Parks, Recreation and Cultural Resources* on the following page). Almost all residents strongly or somewhat agreed that it is a short distance from their home to get to Lakewood parks, open spaces and trails and cultural or recreational facilities; that they feel safe when using city parks, trails and open spaces; and that being able to recycle in city parks and public spaces is important to them. About 8 in 10 survey respondents agreed that parks are equally/fairly distributed within the city and that graffiti is removed in a timely manner. Residents were least likely to agree that there is enough City enforcement or public awareness of park and open space rules, with about 6 in 10 residents strongly or somewhat agreeing with both of these statements.

When comparing results by respondent Ward, respondents who lived in Ward 4 were more likely to agree that they were satisfied with the off-street trail system in Lakewood than residents who lived in other Wards (see *Appendix B: Responses to Select Survey Questions by Respondent Ward*).

Where differences in opinion were noted, residents who were white alone, not Hispanic were more likely to agree with each of the given statements than their counterparts (for more information refer to *Appendix C: Responses to Select Survey Questions by Respondent Demographics*).

Figure 4: Resident Perceptions of Parks, Recreation and Cultural Resources

To what extent do you agree or disagree with each of the following statements about parks, trails, open space, recreation and cultural resources provided by the City of Lakewood?



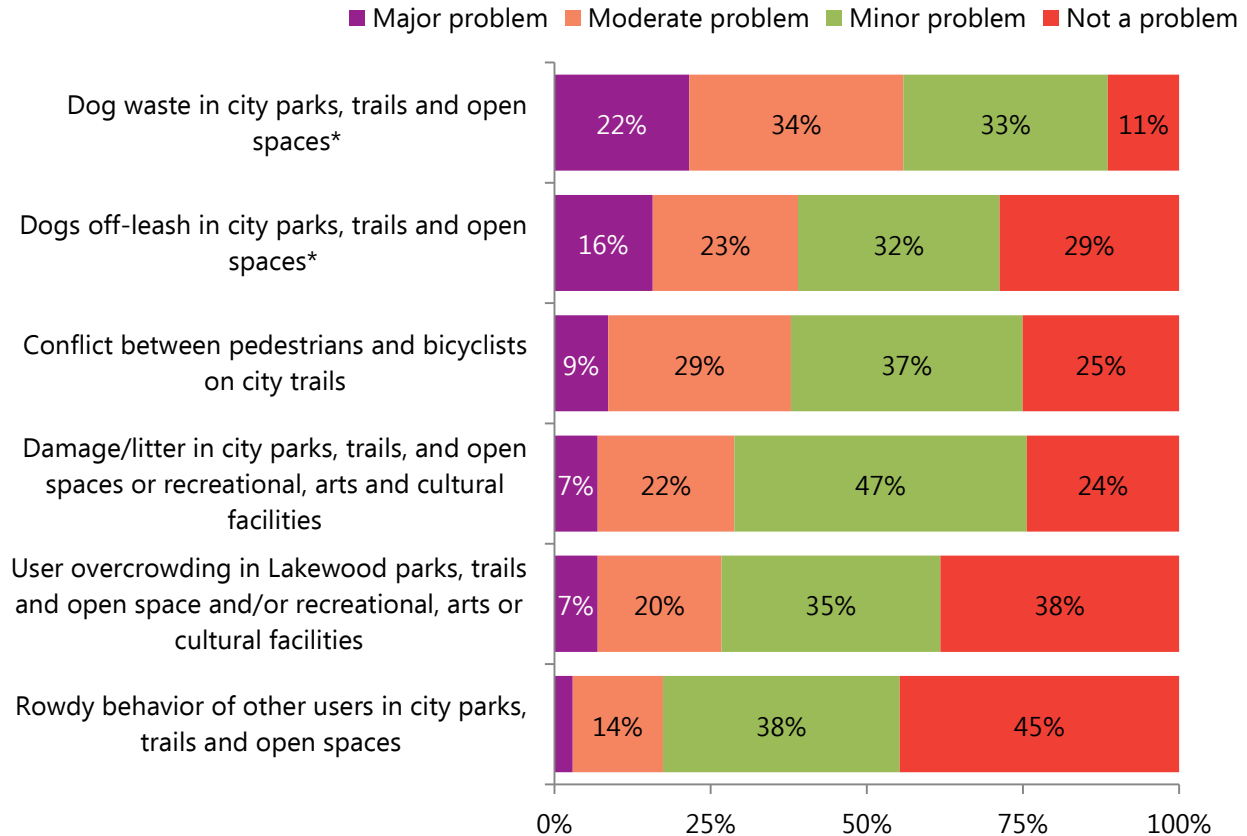
Residents were next given a list of issues to consider relating to Lakewood facilities and amenities and were asked to indicate how much of a problem they thought each one was (see *Figure 5: Problems with Lakewood Facilities and Amenities* on the following page). Slightly more than half of respondents felt that dog waste in city parks, trails and open spaces was a major or moderate problem, and another one-third thought it was a minor problem. Only 11% felt dog waste was not a problem. About 4 in 10 residents felt that dogs off leash in city parks, trails and open space or conflict between pedestrians and bicyclists on city trails was a major or moderate problem, while about one-quarter of residents felt that each of these issues was not a problem. The issues that residents were least likely to consider a problem were user overcrowding in City amenities/facilities and rowdy behavior of other users in city parks, trails and opens spaces; roughly 4 in 10 respondents indicated that these issues were not a problem.

Residents of Ward 4 were more likely to indicate that user overcrowding in Lakewood parks, trails and open space and/or recreational, arts or cultural facilities was a major or moderate problem than residents who lived in other Wards (see *Appendix B: Responses to Select Survey Questions by Respondent Ward* for more information).

Resident opinion by demographic characteristics tended to vary. Where differences were observed, residents who were white alone, not Hispanic were more likely to rate each issue as a major or moderate problem (see *Appendix C: Responses to Select Survey Questions by Respondent Demographics*).

Figure 5: Problems with Lakewood Facilities and Amenities

How much of a problem, if any, do you feel each of the following issues are as they relate to Lakewood facilities and amenities?

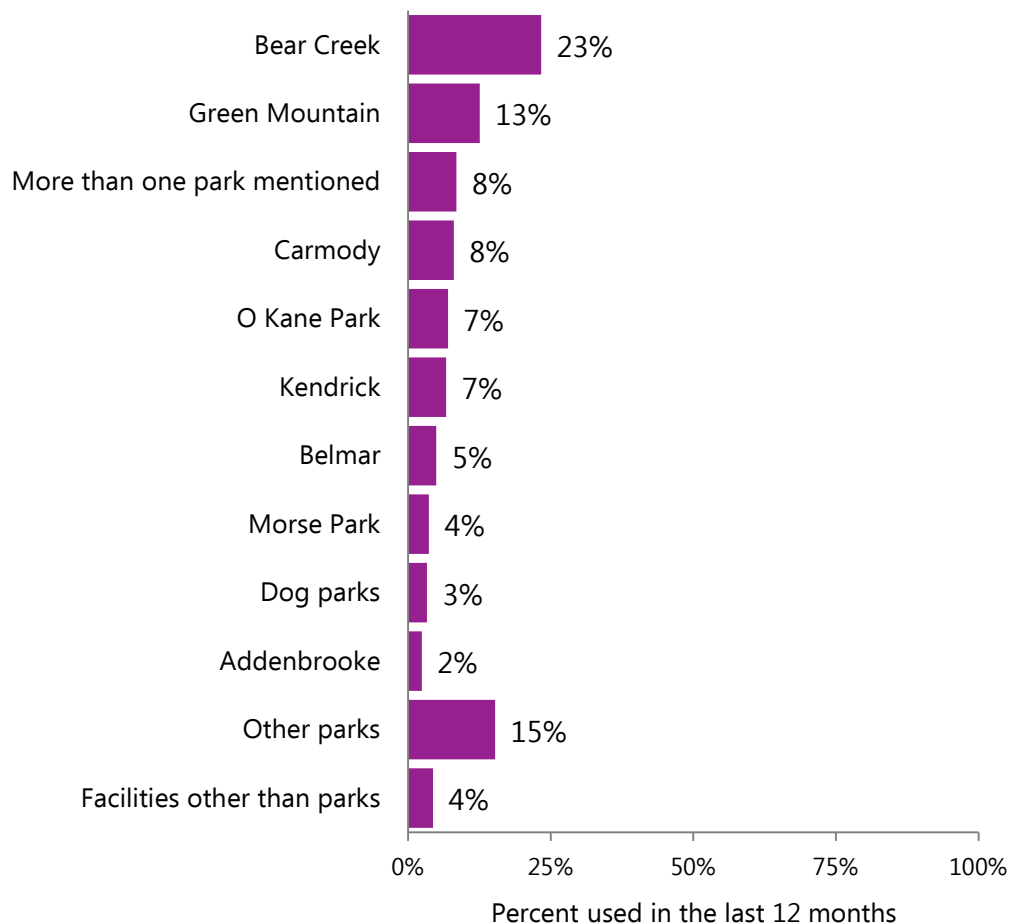


**Ratings for these items differed between the mail and open-participation survey responses by 5 points or more.*

Residents who had indicated in the previous question that they thought user overcrowding was a problem were asked to write at which park(s) or facility/facilities they thought overcrowding was a problem. One-quarter thought that overcrowding was a problem at Bear Creek Park and about 1 in 10 thought it was a problem at Green Mountain Park. Fewer than 1 in 10 respondents wrote in another specific park or more than one park.

Figure 6: Parks and Facilities with Resident Perception of Overcrowding

If you think user overcrowding is a problem – at which park(s) or facility/facilities?

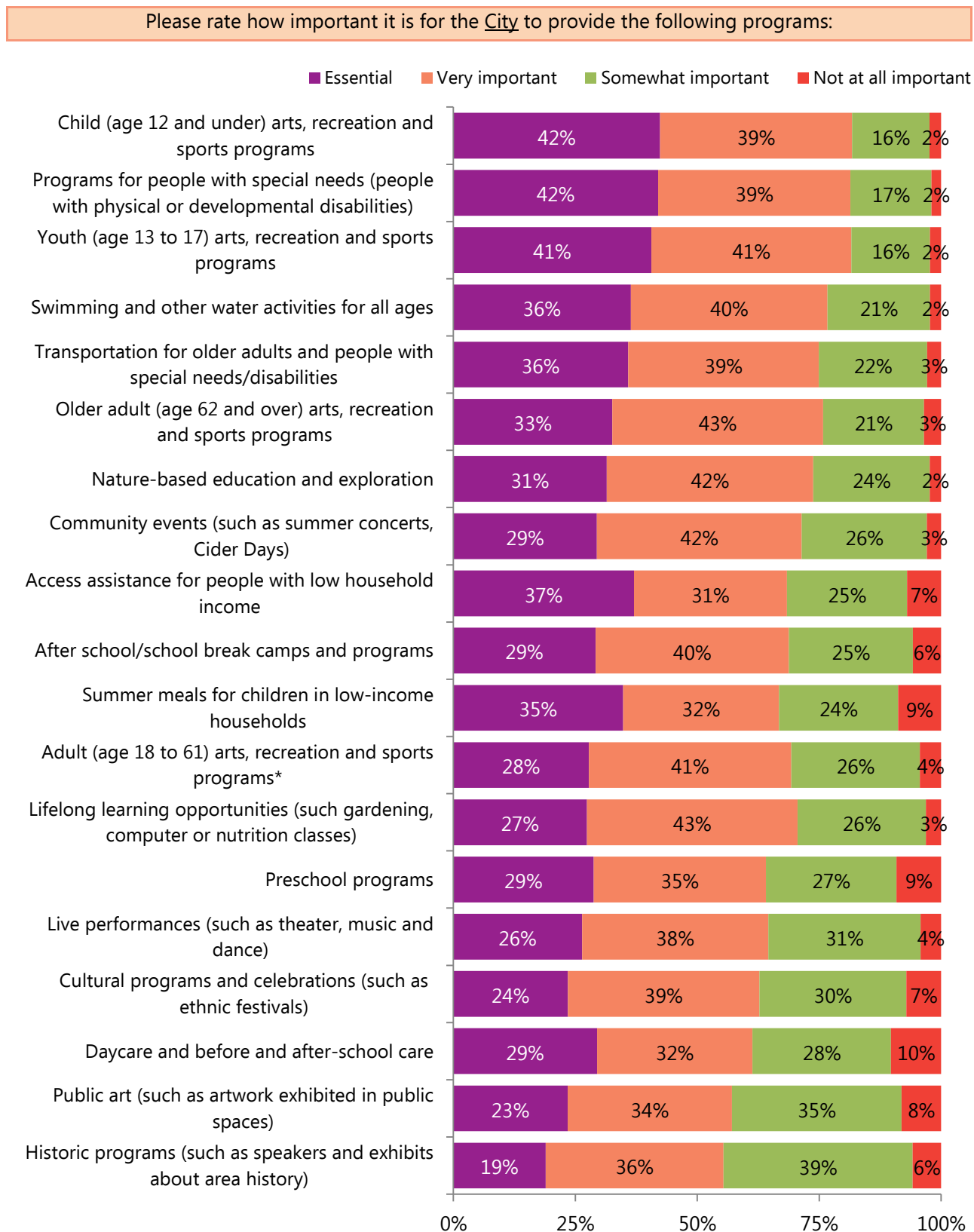


Importance of City-provided Programs

Residents were asked how important, if at all, they thought it was for the City of Lakewood to provide programs related to recreation, education and cultural events and activities (see *Figure 7: Importance of City-provided Programs* on the following page). About 8 in 10 respondents thought it was essential or very important for the City to provide arts, recreation and sports programs for children and youth, as well as programs for people with special needs and swimming and/or water activities for people of all ages. Of relatively less importance was public art and historic programs; however, at least half of residents still rated both of these items as essential or very important.

Generally, residents who lived in Wards 2 and 3 were more likely to rate each of the listed programs as essential or very important for the City to provide than residents who lived in other Wards. Respondents who lived in attached housing, rented their homes or who were female were more likely than their counterparts to indicate that each listed program was important for the City to provide (see *Appendix B: Responses to Select Survey Questions by Respondent Ward* and *Appendix C: Responses to Select Survey Questions by Respondent Demographics* for more detail).

Figure 7: Importance of City-provided Programs



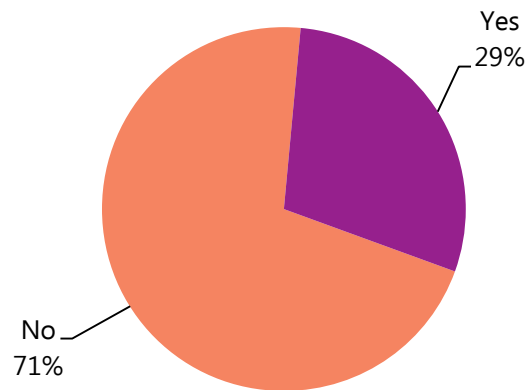
**Ratings for this item differed between the mail and open-participation survey responses by 5 points or more.*

Use of Lakewood Golf Courses

Survey participants were next asked whether they or anyone in their household played golf. About 7 in 10 residents answered “no” to this question, while about 3 in 10 answered “yes.”

Figure 8: Presence of Golfers in Household

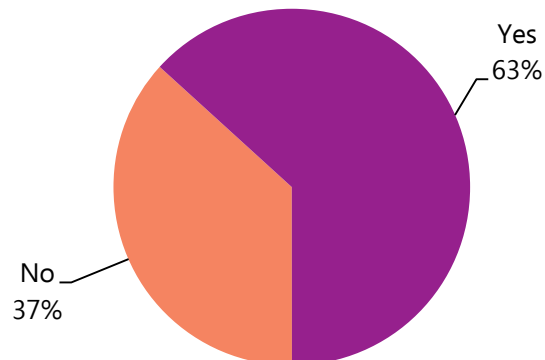
Do you or anyone in your household play golf?



If the respondent indicated that they or a household member played golf, they were then asked whether they played Fox Hollow or Homestead Golf Courses. Of those who played golf, about 6 in 10 respondents played at the Fox Hollow or Homestead courses, while about 4 in 10 indicated that they did not.

Figure 9: Golfing at Fox Hollow or Homestead Golf Courses

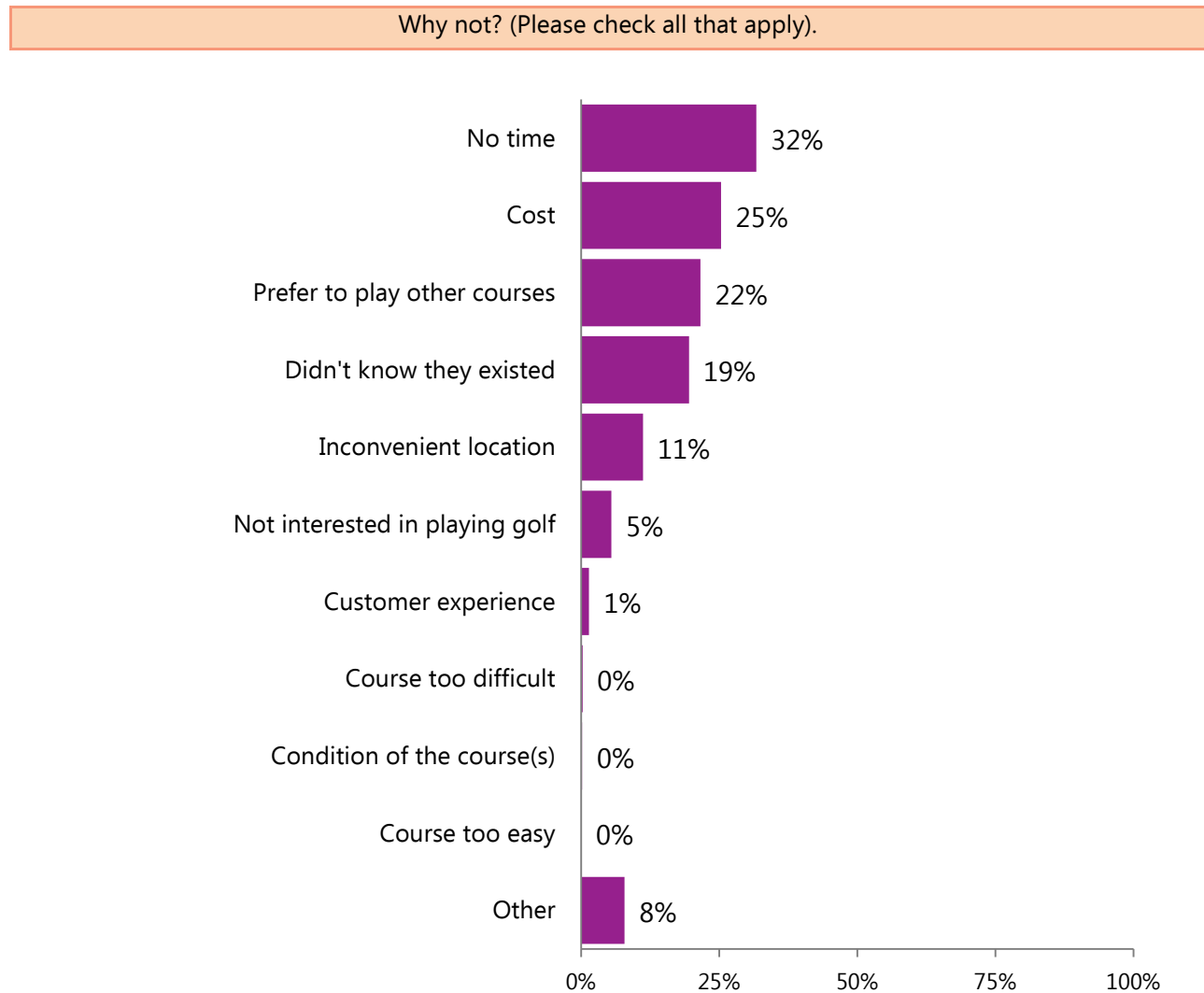
When you golf, do you play Fox Hollow Golf Course or Homestead Golf Course?



This question was only asked of respondents who indicated that someone in their household played golf.

Respondents who golfed, but did not use Fox Hollow or Homestead Golf Courses, were asked why not. About one-third of respondents said that they had no time and another one-quarter indicated cost as a factor or that they preferred to play other courses. Two in 10 respondents indicated that they did not know Fox Hollow or Homestead Golf Courses existed. About 8% of respondents indicated some other reason for non-use, and a space was provided for respondents to write in an “other” reason (see *Appendix D: Verbatim Responses to Open-ended Questions* for “other” responses to this question).

Figure 10: Reasons for Non-Use of Fox Hollow and Homestead Golf Courses



Total may exceed 100% as respondents could select more than one option. This question was only asked of respondents who indicated that they or a household member played golf, but did not play Fox Hollow or Homestead Golf Course.

Likelihood of Recreation Program Participation and Use

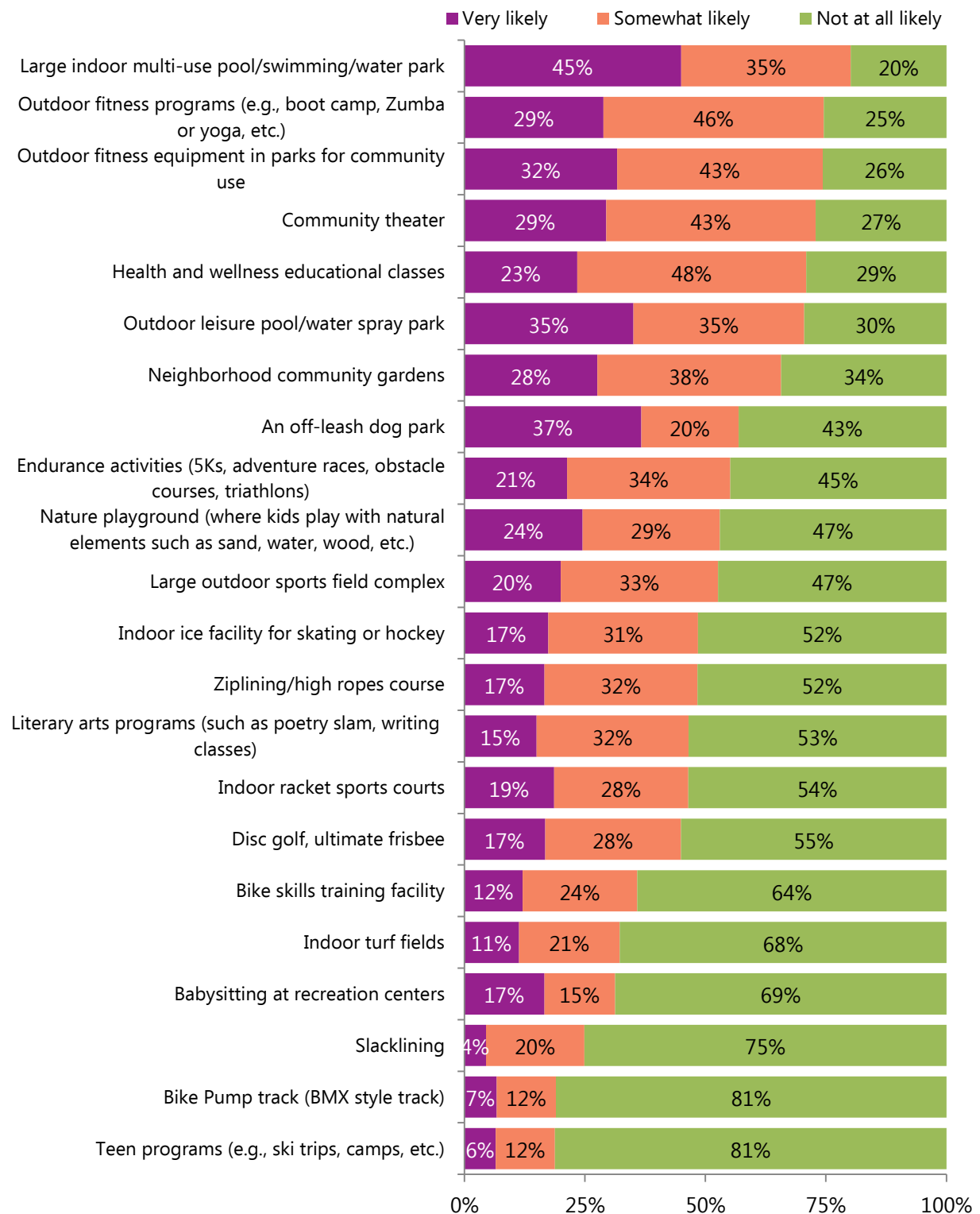
Residents were asked to indicate how likely, if at all, an adult age 18 or older in the household would be to participate in or use each of a list of activities, facilities or resources (see *Figure 11: Likelihood of Adult Participation and Use of Recreation Activities/Resources* on the following page). At least 6 in 10 residents indicated that they would be very or somewhat likely to use a large indoor multi-use pool, outdoor fitness programs or equipment, community theater, health and wellness educational classes, an outdoor leisure pool/water spray park and/or neighborhood community gardens. Fewer than one-quarter of respondents indicated that an adult in the household would be very or somewhat likely to engage in slacklining, a Bike Pump track or teen programs.

Generally, respondents who lived in Wards 1 and 5 tended to be more likely to indicate that an adult in the household would use the listed activities and resources (see *Appendix B: Responses to Select Survey Questions by Respondent Ward* for more detail).

Overall, respondents who had lived in Lakewood for 15 years or less, lived in attached housing, rented their homes, were Hispanic and/or another race or were younger than 55 were more likely than their counterparts to indicate they would use the many of the activities and resources listed (refer to *Appendix C: Responses to Select Survey Questions by Respondent Demographics* for more information).

Figure 11: Likelihood of Adult Participation and Use of Recreation Activities/Resources

Please tell us how likely, if at all, would an adult (age 18 or older) household member be to participate in each of the following activities or use each of the following facilities or resources?

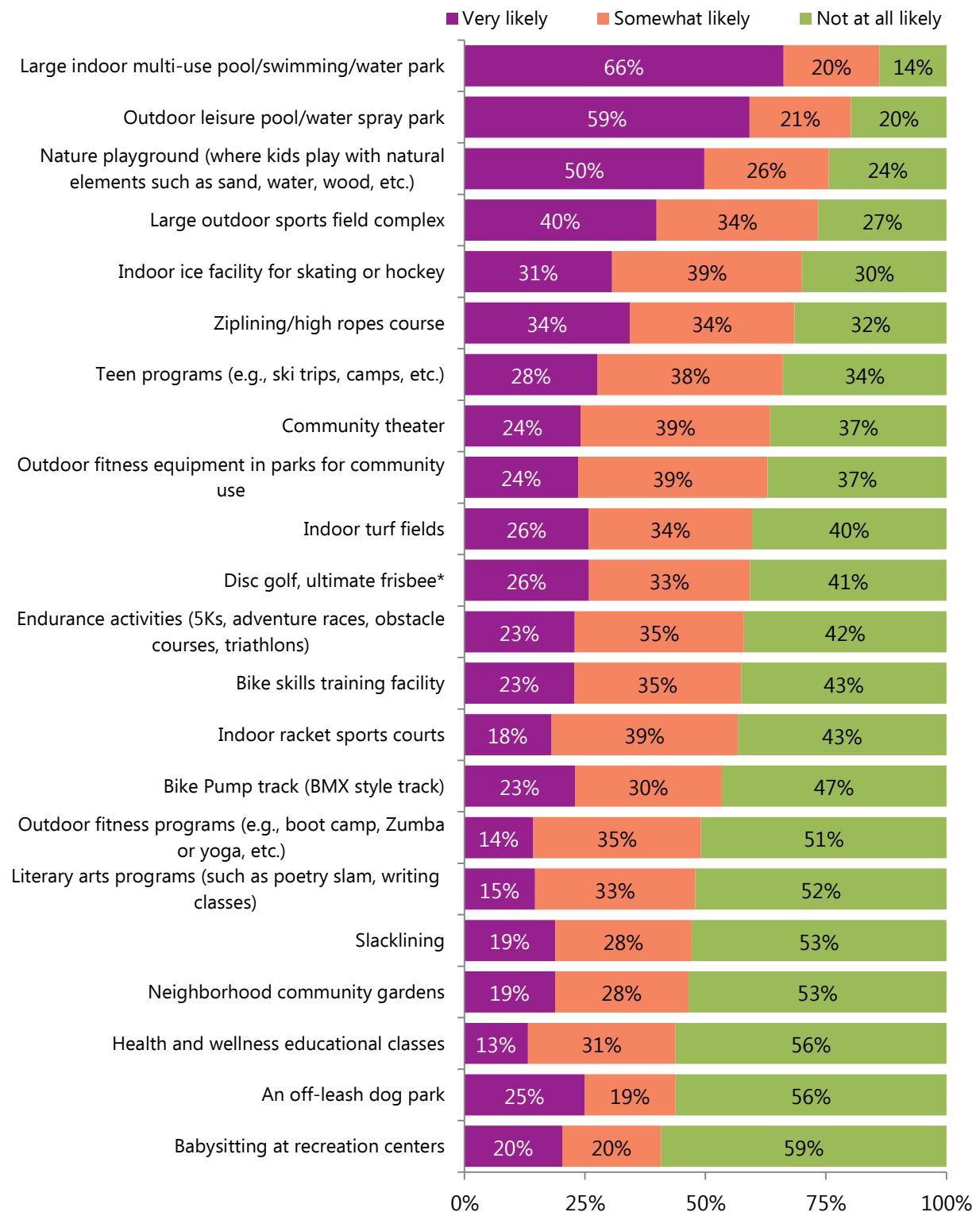


Respondents also were asked how likely any youth 17 or under in their household would be to participate in or use the same 22 activities, facilities or resources (see *Figure 12: Likelihood of Youth Participation and Use of Recreation Activities/Resources* on the following page). Of the 22 items listed, at least half of respondents indicated that youth in their household would be very or somewhat likely to use 15 of them. The activities, facilities and resources that youth would be most likely to use were a large indoor multi-use pool, an outdoor leisure pool/water spray park, a nature playground and a large outdoor sports field complex (three-quarters or more were very or somewhat likely).

Similar to the likelihood of adult use, respondents who lived in Wards 1 and 5 tended to be more likely to indicate that youth in the household would use many of the listed activities and resources. Those who had lived in Lakewood for 6 to 15 years, rented their homes, were Hispanic and/or another race, were younger than age 55 or who were female were more likely to indicate that youth in their household would participate in or use the listed resources and facilities (refer to *Appendix B: Responses to Select Survey Questions by Respondent Ward* and *Appendix C: Responses to Select Survey Questions by Respondent Demographics* for more information).

Figure 12: Likelihood of Youth Participation and Use of Recreation Activities/Resources

Please indicate how likely, if at all, any youth 17 or under in your household would be to participate in or use each.



*Ratings for these items differed between the mail and open-participation survey responses by 5 points or more.

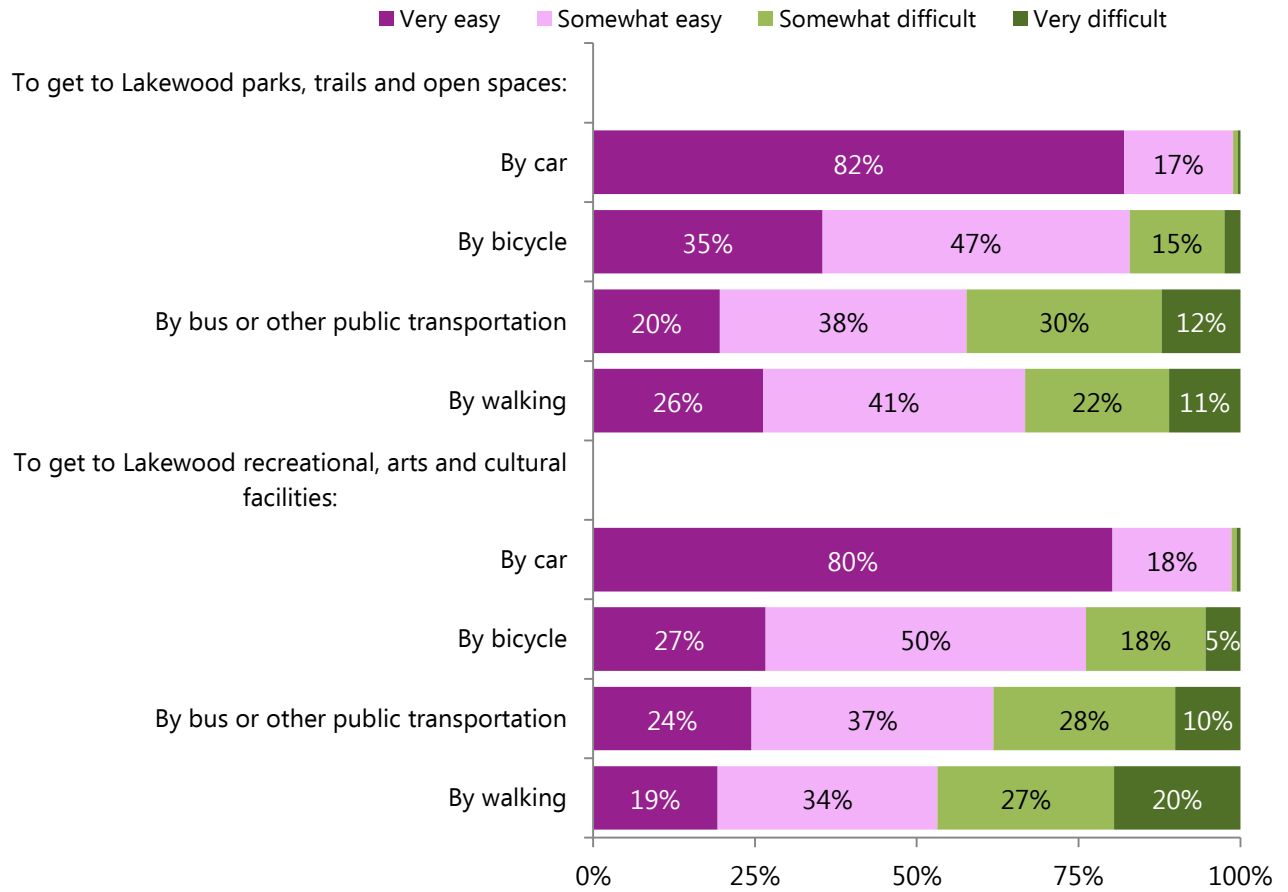
Access to/Amount of City Amenities and Facilities

When asked how easy or difficult they thought it was to get to Lakewood amenities and facilities using different types of transportation, about 8 in 10 residents thought it was very easy to get to Lakewood parks, trails and open space as well as City recreational, arts and cultural facilities by car. Residents were more likely to feel that it was somewhat or very difficult to access these amenities by public transportation or by walking.

Residents who lived in Ward 1 were less likely than other residents to rate getting to Lakewood parks, trails and open spaces by car or bicycle as very or somewhat easy. Respondents who lived in detached housing were less likely to rate getting to both types of amenities by bicycle or by public transportation as easy (see *Appendix B: Responses to Select Survey Questions by Respondent Ward* and *Appendix C: Responses to Select Survey Questions by Respondent Demographics* for more detail).

Figure 13: Ease of Getting to City Amenities and Facilities

Please tell us how easy or difficult you think it is to get to Lakewood amenities and facilities using each of the following types of transportation:



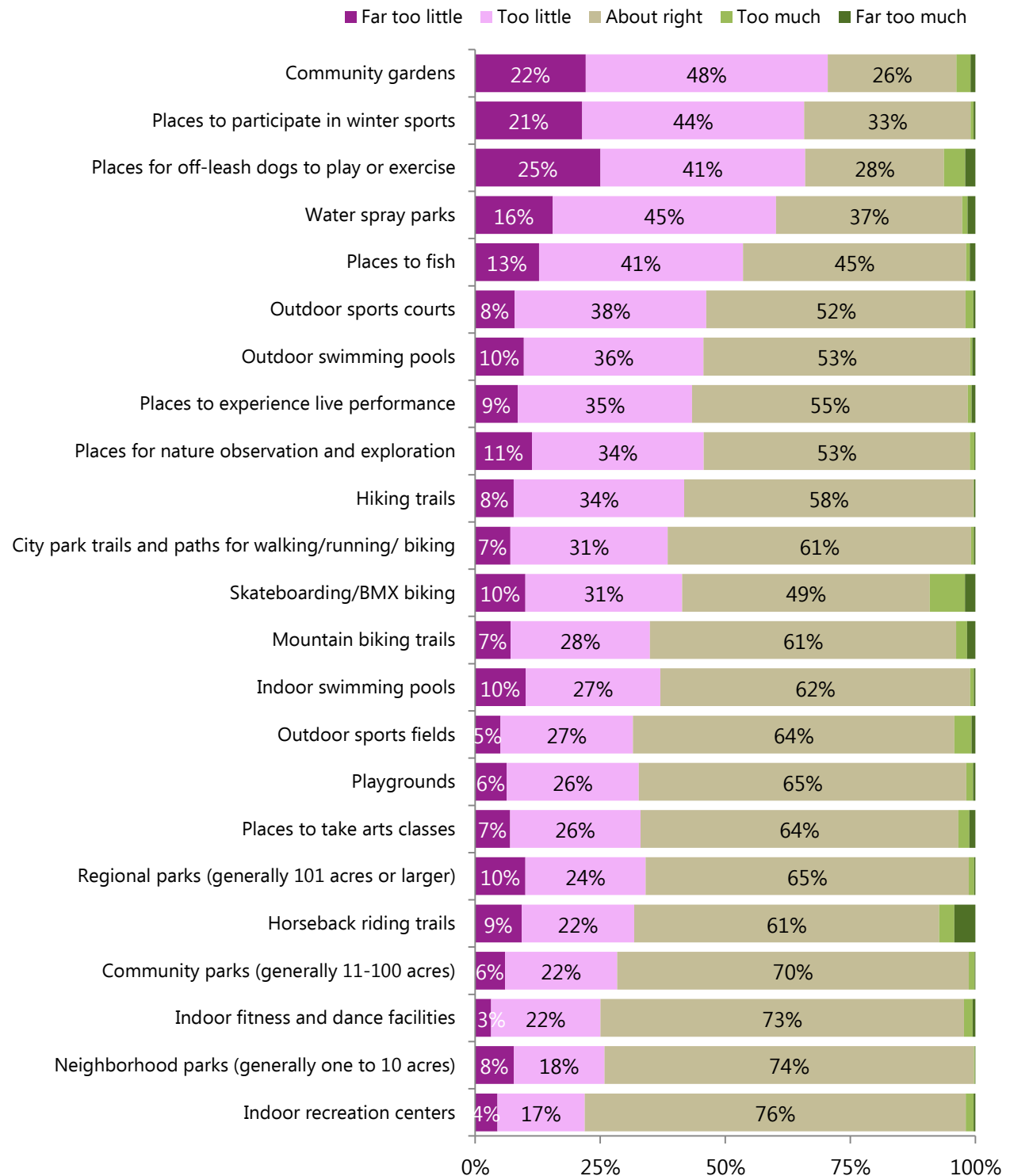
Another survey question asked residents to consider a list of facilities or places provided by the City and to indicate whether they thought there were too much, too little or about the right amount of each to serve the needs of the community (see *Figure 14: Amount of Facilities Provided by the City* on the following page). For 18 of the 23 facilities and places listed, half or more of respondents felt that there were the right amount to serve the community's needs, including indoor recreation centers, neighborhood parks and indoor fitness and dance facilities. A majority of respondents thought there were too little or far too little community gardens (70%), places to participate in winter sports (65%), places for off-leash dogs to play or exercise (66%), water spray parks (54%) and places to fish (54%).

When comparing the amount of various facilities and places by respondent Ward of residence, respondents who lived in Ward 2 were more likely to feel that there were too little community parks, skateboarding/BMX biking, places for off-leash dogs to play or exercise, places to fish, horseback riding trails and outdoor swimming pools than were those living in other areas (for more detail see *Appendix B: Responses to Select Survey Questions by Respondent Ward*).

Generally, residents who had lived in Lakewood for 5 years or less, lived in attached housing, rented their homes or were female were more likely feel that there were too little community gardens, skateboarding/BMX biking, places for off-leash dogs to play or exercise and places to fish than their counterparts (for more information refer to *Appendix C: Responses to Select Survey Questions by Respondent Demographics*).

Figure 14: Amount of Facilities Provided by the City

For each of the types of facilities or places provided by the City listed below, please tell us whether you think there is too much, too little or about the right amount of each to serve the needs of the community:



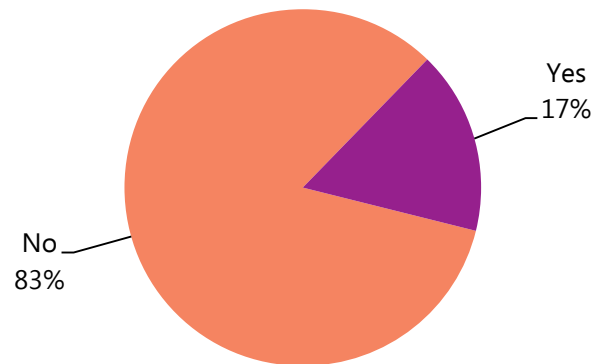
Older Adult and Special Programs

Survey participants were asked whether they or anyone in their household had tried any City programs geared toward older adults. About 8 in 10 residents answered “no” to this question and about 2 in 10 answered “yes”.

Residents of Ward 5 were more likely to have tried these programs, while residents of Wards 1 and 2 were less likely to have done so. Residents who had lived in Lakewood for more than 15 years, lived in detached housing, owned their homes, were white alone, not Hispanic, were age 55 or older or who were female were more likely to have tried City programs geared toward older adults than their counterparts.

Figure 15: Older Adult Program Participation

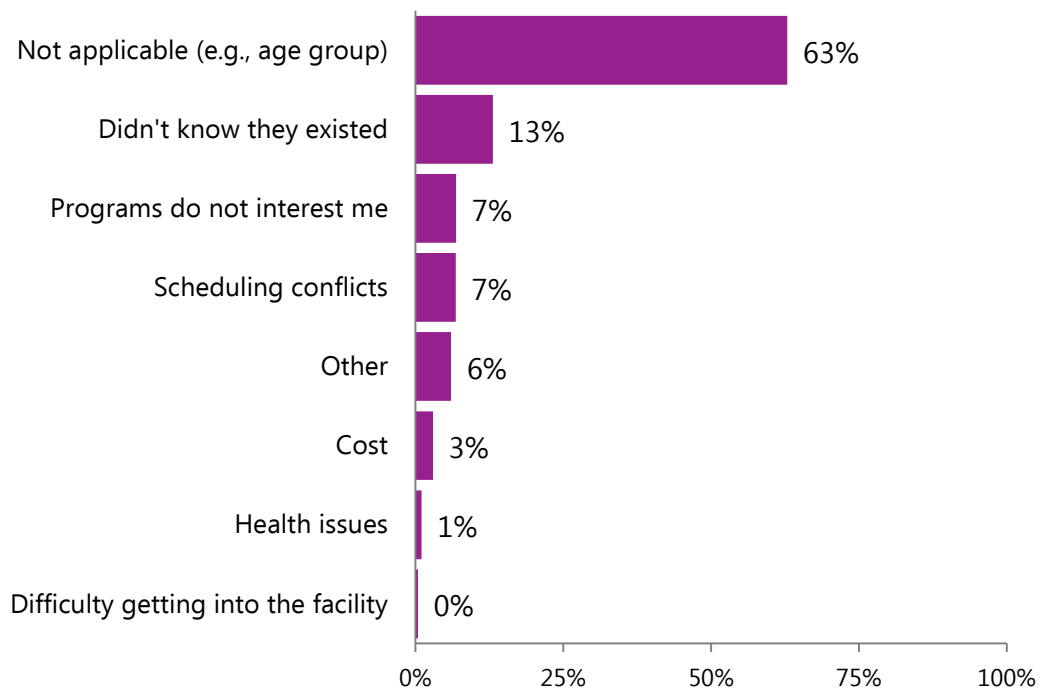
Have you or anyone in your household tried any of Lakewood’s recreational/arts programs that are geared toward older adults (e.g., programs at the Clements Community Center, aqua fitness or Silver Sneakers classes)?



Residents who answered “no” to the previous question were asked to indicate why they had not tried programs for older adults. Two-thirds of respondents who had not tried the programs indicated that the programs were not applicable for them, and about 1 in 10 had not known that the programs existed. About 6% of respondents indicated some other reason for non-use, and a space was provided for respondents to write in an “other” reason (see *Appendix D: Verbatim Responses to Open-ended Questions* for “other” responses to this question).

Figure 16: Reasons for Not Participating in Older Adult Programs

Why not? (Please check all that apply).

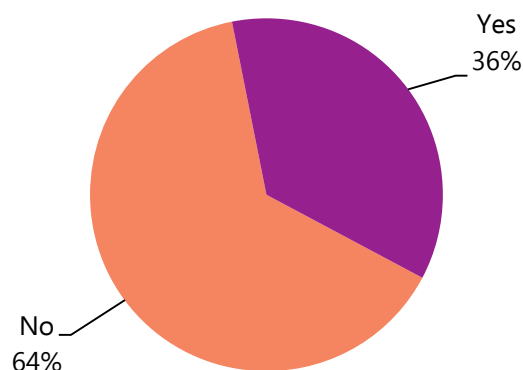


This question was only asked of respondents who indicated in the previous question that they had not tried the City's older adult programs. Total may exceed 100% as respondents could select more than one option. This question was a multiple response on the mailed survey but few respondents selected more than one answer. On the web survey, this question was a single response. The relative order or ranking of the items was similar between the mail and web responses, therefore, the data above are presented as a multiple response.

When asked if they or anyone in their household had registered for a City of Lakewood recreation or arts program, reserved a facility, secured a tee time or purchased a theater or event ticket in the last 12 months, about one-third of residents said “yes” while the remaining two-thirds said “no”. Residents who had lived in Lakewood for 6 years or more, lived in detached housing, owned their homes or who were female were more likely to have completed one of the described transactions with the City than other residents (see *Appendix C: Responses to Select Survey Questions by Respondent Demographics* for more detail).

Figure 17: City Recreation and Arts Programs Registration and Purchases

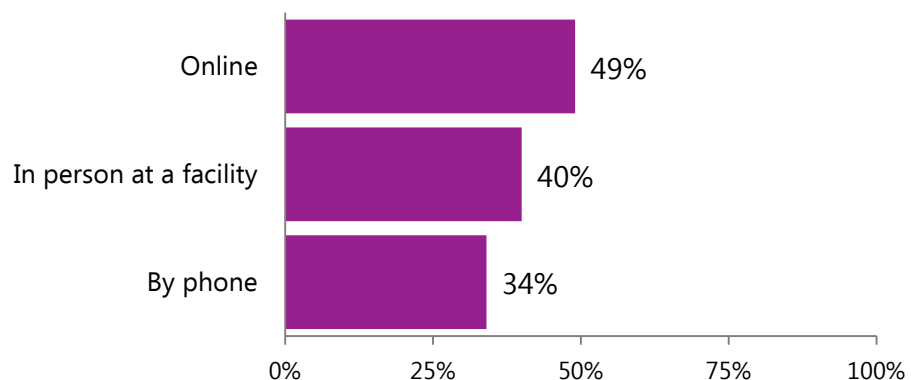
Have you or anyone in your household registered for a City of Lakewood recreation or arts program, reserved a facility, secured a tee time or purchased a theater or event ticket in the last 12 months?



If the respondent answered “yes” to the previous question, they were then asked how they had completed the registration or payment. About half had done so online, about 4 in 10 had done so in person and about one-third had completed the transaction by phone (these figures total to more than 100% since residents could select more than one response).

Figure 18: Method of Registration or Payment

How did you do it?

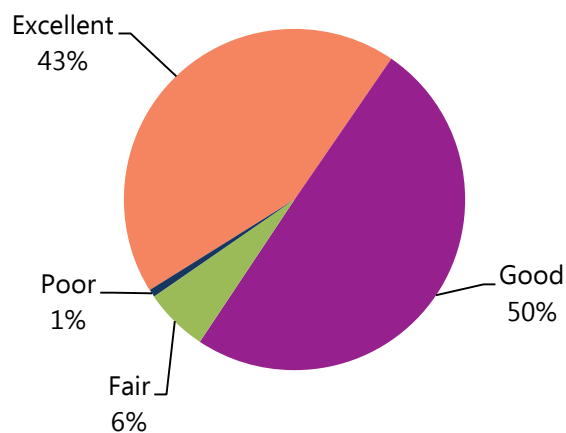


Total may exceed 100% as respondents could select more than one option. This question was only asked of respondents who indicated that they had registered for a City of Lakewood recreation or arts program, reserved a facility, secured a tee time or purchased a theater or event ticket in the last 12 months.

Finally, residents who had registered for a City of Lakewood recreation or arts program, reserved a facility, secured a tee time or purchased a theater or event ticket in the last 12 months were asked to rate their most recent experience. Almost all survey participants rated their experience as excellent or good. Differences in this rating by Ward or by respondent demographic were not observed (see *Appendix B: Responses to Select Survey Questions by Respondent Ward* and *Appendix C: Responses to Select Survey Questions by Respondent Demographics* for more detail).

Figure 19: Most Recent Registration/Payment Experience

How would you rate your most recent experience?



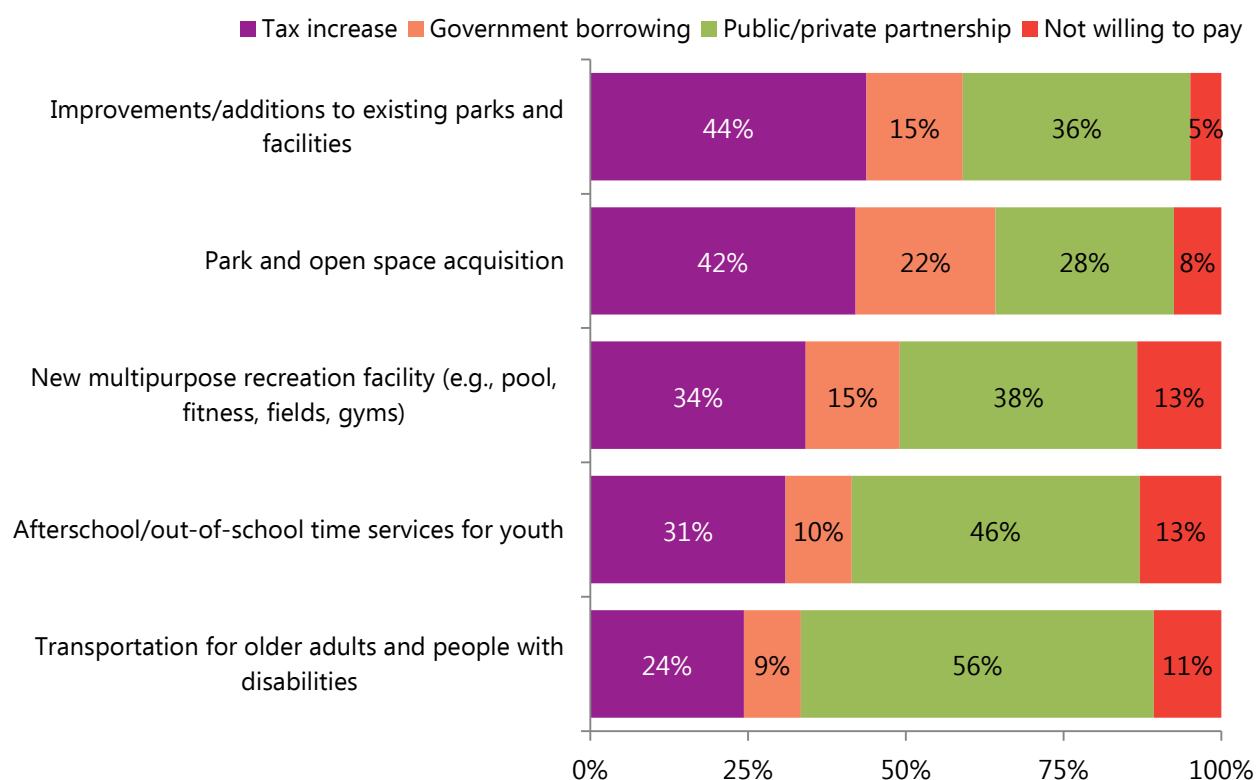
Total may exceed 100% as respondents could select more than one option. This question was only asked of respondents who indicated that they had registered for a City of Lakewood recreation or arts program, reserved a facility, secured a tee time or purchased a theater or event ticket in the last 12 months.

Funding Preferences and Prioritization

Residents were next asked to indicate their most preferred method of funding for various upgrades or new services. For funding improvements/additions to existing parks and facilities (44%) and for park and open space acquisition (42%), residents most preferred a tax increase. For funding a new multipurpose recreation facility (38%), afterschool services for youth (46%) or transportation for older adults and the disabled (56%), residents most preferred a public/private partnership. Few residents preferred government borrowing for funding any of the listed items or were not willing to pay.

Figure 20: Preferred Funding Methods for New/Updated Facilities and Services

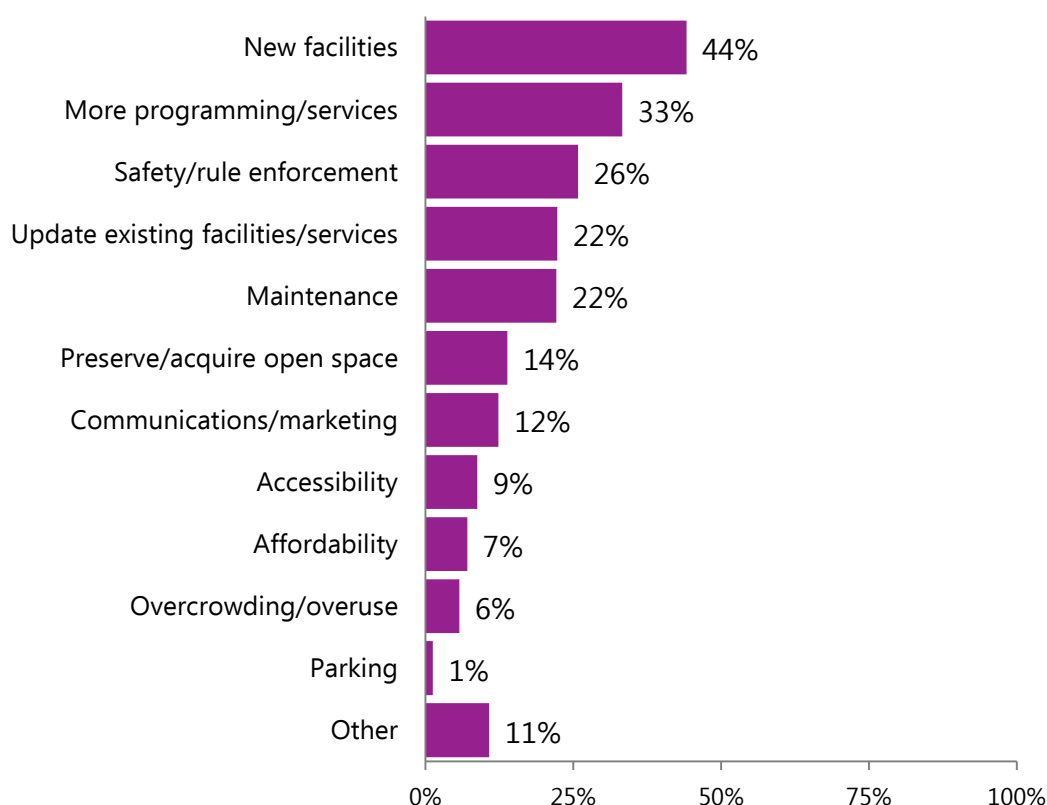
The City of Lakewood is determining ways to pay for new or updated facilities and services. For each of the following items, please mark the one method of funding you most prefer for that item.



Residents were asked to write in their own words what they thought were the top three most important issues for the City to address in the next five years relating to parks, recreation, open space and/or cultural and arts services. More than 4 in 10 residents made a comment related to new facilities, about one-third thought more programming/services was important and at least 2 in 10 referenced safety/rule enforcement, updates to existing facilities/services and maintenance. About 11% of respondents wrote in an “other” issue outside the scope of the other categories (see *Appendix D: Verbatim Responses to Open-ended Questions* for all verbatim responses to this question).

Figure 21: Most Important Issues for City to Address

In your opinion, what are the three most important issues that the City should address regarding parks, recreation, trails, open space and/or arts/cultural services in the next five years?



Responses have been categorized by theme. Total exceeds 100% as respondents could write in more than one issue.

Appendix A: Responses to All Survey Questions

The following tables show the complete set of responses for each question on the survey. For several of the questions, two tables are provided, one that includes the “don’t know” responses and one that excludes the “don’t know” responses.

Table 1: Question 1A

Below is a list of recreation and arts/cultural facilities operated by the City of Lakewood. Please indicate whether you or anyone in your household have used these facilities in the last 12 months.	Yes		No		Total	
	%	N	%	N	%	N
Lakewood Link Recreation Center	19%	415	81%	1,773	100%	2,188
Green Mountain Recreation Center	21%	450	79%	1,738	100%	2,188
Charles Whitlock Recreation Center	14%	298	86%	1,890	100%	2,188
Carmody Recreation Center	26%	571	74%	1,617	100%	2,188
Clements Community Center	6%	139	94%	2,049	100%	2,188
Morse Park Pool	7%	145	93%	2,042	100%	2,188
Glennon Heights Park Pool	3%	70	97%	2,118	100%	2,188
Lakewood Heritage Center*	31%	674	69%	1,514	100%	2,188
Lakewood Cultural Center*	30%	656	70%	1,532	100%	2,188
Washington Heights Arts Center	4%	89	96%	2,098	100%	2,188
Bear Creek Lake Park	44%	962	56%	1,226	100%	2,188
Fox Hollow Golf Course	15%	332	85%	1,855	100%	2,188
Homestead Golf Course	10%	213	90%	1,975	100%	2,188
Lakewood Park Tennis Center	7%	164	93%	2,024	100%	2,188

**Ratings for these items differed between the mail and open-participation survey responses by 5 points or more.*

Table 2: Question 1B

Below is a list of recreation and arts/cultural facilities operated by the City of Lakewood. Please indicate whether you think these facilities need improvements/upgrades.	Yes, a lot		Yes, a little		None		Total	
	%	N	%	N	%	N	%	N
Lakewood Link Recreation Center	13%	71	53%	295	34%	188	100%	554
Green Mountain Recreation Center	14%	81	47%	262	39%	217	100%	559
Charles Whitlock Recreation Center	8%	33	32%	134	60%	249	100%	416
Carmody Recreation Center	9%	60	48%	307	42%	270	100%	637
Clements Community Center	12%	30	33%	88	55%	145	100%	263
Morse Park Pool	19%	54	30%	87	51%	145	100%	286
Glennon Heights Park Pool	15%	35	28%	64	57%	132	100%	231
Lakewood Heritage Center	7%	46	34%	227	60%	403	100%	676
Lakewood Cultural Center	5%	29	24%	157	71%	454	100%	639
Washington Heights Arts Center	17%	44	27%	71	56%	146	100%	262
Bear Creek Lake Park	11%	97	45%	401	44%	387	100%	885
Fox Hollow Golf Course	5%	20	23%	100	72%	307	100%	427
Homestead Golf Course	6%	21	20%	70	74%	253	100%	345
Lakewood Park Tennis Center	14%	40	29%	83	58%	169	100%	292

Table 3: Question 2

If you have NOT used one of the City's recreation or arts/cultural facilities listed above, why? (Select all that apply.)	%	N
Not aware of facilities/activities offered	37%	518
Not interested in facilities/activities offered	19%	264
Activities of interest not offered	13%	177
Inconvenient location(s)	13%	182
Inconvenient class/program times	14%	187
Costs/pricing	19%	258
No time to use/attend	31%	434
Other	15%	201
Total	100%	1,382

Total may exceed 100% as respondents could select more than one option.

Table 4: Question 3 without don't know responses

To what extent do you agree or disagree with each of the following statements about parks, trails, open space, recreation and cultural resources provided by the City of Lakewood?	Strongly agree		Somewhat agree		Somewhat disagree		Strongly disagree		Total	
	%	N	%	N	%	N	%	N	%	N
Parks are equally/fairly distributed within the city	29%	512	56%	975	10%	182	5%	83	100%	1,752
I am satisfied with the off-street trail system in Lakewood	24%	401	51%	843	18%	292	7%	120	100%	1,657
It is a short distance from my home to get to Lakewood parks, open spaces and trails and cultural or recreational facilities	56%	1,125	33%	672	7%	139	4%	71	100%	2,007
There is enough City enforcement of park and open space rules	22%	346	40%	623	28%	436	9%	137	100%	1,542
There is enough public awareness of park and open space rules	16%	267	43%	706	31%	515	10%	171	100%	1,660
I feel safe when using city parks, trails and open spaces	38%	731	52%	1,013	8%	164	1%	26	100%	1,934
Being able to recycle in public parks and facilities is important to me	57%	1,120	31%	609	9%	166	3%	55	100%	1,950
Graffiti is removed in a timely manner	35%	442	52%	650	12%	145	2%	20	100%	1,256

Table 5: Question 3 with don't know responses

To what extent do you agree or disagree with each of the following statements about parks, trails, open space, recreation and cultural resources provided by the City of Lakewood?	Strongly agree		Somewhat agree		Somewhat disagree		Strongly disagree		Don't know		Total	
	%	N	%	N	%	N	%	N	%	N	%	N
Parks are equally/fairly distributed within the city	24%	512	47%	975	9%	182	4%	83	16%	342	100%	2,094
I am satisfied with the off-street trail system in Lakewood	19%	401	40%	843	14%	292	6%	120	21%	431	100%	2,088
It is a short distance from my home to get to Lakewood parks, open spaces and trails and cultural or recreational facilities	54%	1,125	32%	672	7%	139	3%	71	4%	93	100%	2,101
There is enough City enforcement of park and open space rules	17%	346	30%	623	21%	436	7%	137	26%	553	100%	2,095
There is enough public awareness of park and open space rules	13%	267	34%	706	25%	515	8%	171	21%	430	100%	2,090
I feel safe when using city parks, trails and open spaces	35%	731	48%	1,013	8%	164	1%	26	8%	164	100%	2,098
Being able to recycle in public parks and facilities is important to me	54%	1,120	29%	609	8%	166	3%	55	7%	140	100%	2,090
Graffiti is removed in a timely manner	21%	442	31%	650	7%	145	1%	20	40%	836	100%	2,093

Table 6: Question 4 without don't know responses

How much of a problem, if any, do you feel each of the following issues are as they relate to Lakewood facilities and amenities?	Major problem		Moderate problem		Minor problem		Not a problem		Total	
	%	N	%	N	%	N	%	N	%	N
Conflict between pedestrians and bicyclists on city trails	9%	138	29%	471	37%	596	25%	403	100%	1,609
Dogs off-leash in city parks, trails and open spaces*	16%	282	23%	417	32%	578	29%	515	100%	1,793
Dog waste in city parks, trails and open spaces*	22%	397	34%	631	33%	602	11%	210	100%	1,838
Rowdy behavior of other users in city parks, trails and open spaces	3%	48	14%	239	38%	626	45%	738	100%	1,650
Damage/litter in city parks, trails, and open spaces or recreational, arts and cultural facilities	7%	122	22%	383	47%	820	24%	427	100%	1,751
User overcrowding in Lakewood parks, trails and open space and/or recreational, arts or cultural facilities	7%	118	20%	337	35%	597	38%	651	100%	1,705

**Ratings for these items differed between the mail and open-participation survey responses by 5 points or more.*

Table 7: Question 4 with don't know responses

How much of a problem, if any, do you feel each of the following issues are as they relate to Lakewood facilities and amenities?	Major problem		Moderate problem		Minor problem		Not a problem		Don't know		Total	
	%	N	%	N	%	N	%	N	%	N	%	N
Conflict between pedestrians and bicyclists on city trails	7%	138	22%	471	28%	596	19%	403	23%	486	100%	2,095
Dogs off-leash in city parks, trails and open spaces*	14%	282	20%	417	28%	578	25%	515	14%	289	100%	2,082
Dog waste in city parks, trails and open spaces*	19%	397	30%	631	29%	602	10%	210	12%	248	100%	2,086
Rowdy behavior of other users in city parks, trails and open spaces	2%	48	11%	239	30%	626	35%	738	21%	436	100%	2,087
Damage/litter in city parks, trails, and open spaces or recreational, arts and cultural facilities	6%	122	18%	383	39%	820	20%	427	16%	346	100%	2,097
User overcrowding in Lakewood parks, trails and open space and/or recreational, arts or cultural facilities	6%	118	16%	337	29%	597	31%	651	18%	379	100%	2,084

**Ratings for these items differed between the mail and open-participation survey responses by 5 points or more.*

Table 8: Question 4a

If you think <u>user overcrowding</u> is a problem – at which park(s) or facility/facilities?	%	N
Addenbrooke	2%	17
Bear Creek	19%	166
Belmar	4%	35
Carmody	6%	57
Dog parks	3%	24
Green Mountain	10%	89
Kendrick	5%	48
Morris Park	3%	26
O’Kane Park	6%	50
Other parks	12%	109
Multiple parks	7%	60
Other	3%	31
Don't know/not a problem/NA	20%	183
Total	100%	894

Total may exceed 100% as respondents could select more than one option.

Table 9: Question 5 without don't know responses

Please rate how important it is for the <u>City</u> to provide the following programs:	Essential		Very important		Somewhat important		Not at all important		Total	
	%	N	%	N	%	N	%	N	%	N
Child (age 12 and under) arts, recreation and sports programs	42%	794	39%	736	16%	298	2%	45	100%	1,873
Youth (age 13 to 17) arts, recreation and sports programs	41%	763	41%	771	16%	303	2%	43	100%	1,881
Adult (age 18 to 61) arts, recreation and sports programs*	28%	542	41%	809	26%	514	4%	85	100%	1,949
Older adult (age 62 and over) arts, recreation and sports programs	33%	631	43%	835	21%	401	3%	68	100%	1,934
Swimming and other water activities for all ages	36%	702	40%	779	21%	405	2%	44	100%	1,931
Programs for people with special needs (people with physical or developmental disabilities)	42%	807	39%	757	17%	319	2%	38	100%	1,921
Access assistance for people with low household income	37%	707	31%	598	25%	470	7%	133	100%	1,909
Nature-based education and exploration	31%	609	42%	821	24%	463	2%	45	100%	1,938
Transportation for older adults and people with special needs/disabilities	36%	688	39%	751	22%	426	3%	56	100%	1,920
Preschool programs	29%	527	35%	647	27%	490	9%	168	100%	1,832
Daycare and before and after-school care	29%	533	32%	576	28%	513	10%	186	100%	1,808
After school/school break camps and programs	29%	539	40%	732	25%	469	6%	107	100%	1,847
Summer meals for children in low-income households	35%	650	32%	597	24%	456	9%	165	100%	1,868
Community events (such as summer concerts, Cider Days)	29%	575	42%	820	26%	501	3%	57	100%	1,953
Cultural programs and celebrations (such as ethnic festivals)	24%	458	39%	764	30%	586	7%	139	100%	1,947
Live performances (such as theater, music and dance)	26%	520	38%	752	31%	615	4%	83	100%	1,970
Public art (such as artwork exhibited in public spaces)	23%	459	34%	660	35%	681	8%	159	100%	1,959
Historic programs (such as speakers and exhibits about area history)	19%	368	36%	708	39%	753	6%	114	100%	1,943
Lifelong learning opportunities (such gardening, computer or nutrition classes)	27%	537	43%	844	26%	515	3%	61	100%	1,957

**Ratings for this item differed between the mail and open-participation survey responses by 5 points or more.*

Table 10: Question 5 with don't know responses

Please rate how important it is for the City to provide the following programs:	Essential		Very important		Somewhat important		Not at all important		Don't know		Total	
	%	N	%	N	%	N	%	N	%	N	%	N
Child (age 12 and under) arts, recreation and sports programs	39%	794	36%	736	15%	298	2%	45	8%	155	100%	2,028
Youth (age 13 to 17) arts, recreation and sports programs	38%	763	38%	771	15%	303	2%	43	7%	148	100%	2,029
Adult (age 18 to 61) arts, recreation and sports programs*	27%	542	40%	809	25%	514	4%	85	4%	75	100%	2,023
Older adult (age 62 and over) arts, recreation and sports programs	31%	631	41%	835	20%	401	3%	68	4%	88	100%	2,022
Swimming and other water activities for all ages	35%	702	38%	779	20%	405	2%	44	5%	98	100%	2,029
Programs for people with special needs (people with physical or developmental disabilities)	40%	807	37%	757	16%	319	2%	38	5%	99	100%	2,020
Access assistance for people with low household income	35%	707	30%	598	23%	470	7%	133	6%	114	100%	2,023
Nature-based education and exploration	30%	609	41%	821	23%	463	2%	45	4%	81	100%	2,019
Transportation for older adults and people with special needs/disabilities	34%	688	37%	751	21%	426	3%	56	5%	109	100%	2,029
Preschool programs	26%	527	32%	647	24%	490	8%	168	10%	193	100%	2,025
Daycare and before and after-school care	26%	533	28%	576	25%	513	9%	186	11%	214	100%	2,022
After school/school break camps and programs	27%	539	36%	732	23%	469	5%	107	8%	168	100%	2,015
Summer meals for children in low-income households	32%	650	29%	597	23%	456	8%	165	8%	155	100%	2,023
Community events (such as summer concerts, Cider Days)	28%	575	41%	820	25%	501	3%	57	3%	70	100%	2,023
Cultural programs and celebrations (such as ethnic festivals)	23%	458	38%	764	29%	586	7%	139	4%	73	100%	2,020

Please rate how important it is for the City to provide the following programs:	Essential		Very important		Somewhat important		Not at all important		Don't know		Total	
	%	N	%	N	%	N	%	N	%	N	%	N
Live performances (such as theater, music and dance)	26%	520	37%	752	30%	615	4%	83	3%	54	100%	2,024
Public art (such as artwork exhibited in public spaces)	23%	459	33%	660	34%	681	8%	159	3%	65	100%	2,024
Historic programs (such as speakers and exhibits about area history)	18%	368	35%	708	37%	753	6%	114	4%	85	100%	2,028
Lifelong learning opportunities (such gardening, computer or nutrition classes)	26%	537	42%	844	25%	515	3%	61	4%	72	100%	2,029

**Ratings for this item differed between the mail and open-participation survey responses by 5 points or more.*

Table 11: Question 6

Do you or anyone in your household play golf?	%	N
No	71%	1,458
Yes	29%	598
Total	100%	2,055

Table 12: Question 7

When you golf, do you play Fox Hollow Golf Course or Homestead Golf Course?	%	N
No	37%	216
Yes	63%	373
Total	100%	589

This question was only asked of respondents who indicated in the previous question that someone in their household played golf.

Table 13: Question 8

Why not? (Please check all that apply).	%	N
Didn't know they existed	19%	42
Course too difficult	0%	1
Prefer to play other courses	22%	46
Not interested in playing golf	5%	12
Condition of the course(s)	0%	0
Customer experience	1%	3
Inconvenient location	11%	24
Cost	25%	54
No time	32%	68
Other	8%	17
Total	100%	213

Total may exceed 100% as respondents could select more than one option. This question was only asked of respondents who indicated in the previous question that they did not play Fox Hollow or Homestead Golf Course.

Table 14: Question 9A

First, please tell us how likely, if at all, would an adult (age 18 or older) household member be to participate in each of the following activities or use each of the following facilities or resources?	Very likely		Somewhat likely		Not at all likely		Total	
	%	N	%	N	%	N	%	N
Disc golf, ultimate Frisbee	17%	326	28%	548	55%	1,072	100%	1,946
Slacklining	4%	85	20%	387	75%	1,425	100%	1,896
Ziplining/high ropes course	17%	320	32%	613	52%	996	100%	1,928
Bike Pump track (BMX style track)	7%	128	12%	235	81%	1,550	100%	1,913
Bike skills training facility	12%	230	24%	452	64%	1,219	100%	1,901
Outdoor fitness programs (e.g., boot camp, Zumba or yoga, etc.)	29%	563	46%	892	25%	497	100%	1,952
Outdoor fitness equipment in parks for community use	32%	611	43%	823	26%	495	100%	1,928
Health and wellness educational classes	23%	455	48%	924	29%	566	100%	1,945
An off-leash dog park	37%	716	20%	394	43%	842	100%	1,952

First, please tell us how likely, if at all, would an adult (age 18 or older) household member be to participate in each of the following activities or use each of the following facilities or resources?	Very likely		Somewhat likely		Not at all likely		Total	
	%	N	%	N	%	N	%	N
Teen programs (e.g., ski trips, camps, etc.)	6%	120	12%	228	81%	1,510	100%	1,859
Endurance activities (5Ks, adventure races, obstacle courses, triathlons)	21%	409	34%	650	45%	862	100%	1,921
Neighborhood community gardens	28%	537	38%	743	34%	669	100%	1,949
Babysitting at recreation centers	17%	319	15%	282	69%	1,323	100%	1,924
Indoor turf fields	11%	218	21%	403	68%	1,305	100%	1,926
Indoor racket sports courts	19%	359	28%	539	54%	1,036	100%	1,934
Indoor ice facility for skating or hockey	17%	337	31%	600	52%	998	100%	1,935
Large outdoor sports field complex	20%	386	33%	631	47%	916	100%	1,932
Outdoor leisure pool/water spray park	35%	681	35%	690	30%	574	100%	1,945
Community theater	29%	569	43%	842	27%	525	100%	1,936
Literary arts programs (such as poetry slam, writing classes)	15%	289	32%	611	53%	1,035	100%	1,935
Nature playground (where kids play with natural elements such as sand, water, wood, etc.)	24%	470	29%	548	47%	903	100%	1,921
Large indoor multi-use pool/swimming/water park	45%	880	35%	688	20%	389	100%	1,958

Table 15: Question 9B

Then, please indicate how likely, if at all, any youth 17 or under in your household would be to participate in or use each.	Very likely		Somewhat likely		Not at all likely		Total	
	%	N	%	N	%	N	%	N
Disc golf, ultimate Frisbee*	26%	204	33%	264	41%	322	100%	789
Slacklining	19%	145	28%	217	53%	407	100%	769
Ziplining/high ropes course	34%	267	34%	266	32%	246	100%	779
Bike Pump track (BMX style track)	23%	175	30%	232	47%	355	100%	761
Bike skills training facility	23%	174	35%	265	43%	325	100%	763
Outdoor fitness programs (e.g., boot camp, Zumba or yoga, etc.)	14%	112	35%	273	51%	399	100%	785
Outdoor fitness equipment in parks for community use	24%	181	39%	301	37%	285	100%	767

Then, please indicate how likely, if at all, any youth 17 or under in your household would be to participate in or use each.	Very likely		Somewhat likely		Not at all likely		Total	
	%	N	%	N	%	N	%	N
Health and wellness educational classes	13%	101	31%	237	56%	433	100%	772
An off-leash dog park	25%	192	19%	145	56%	432	100%	768
Teen programs (e.g., ski trips, camps, etc.)	28%	214	38%	297	34%	262	100%	774
Endurance activities (5Ks, adventure races, obstacle courses, triathlons)	23%	172	35%	265	42%	317	100%	755
Neighborhood community gardens	19%	144	28%	212	53%	409	100%	764
Babysitting at recreation centers	20%	156	20%	157	59%	455	100%	768
Indoor turf fields	26%	199	34%	262	40%	312	100%	773
Indoor racket sports courts	18%	138	39%	297	43%	332	100%	767
Indoor ice facility for skating or hockey	31%	237	39%	305	30%	232	100%	775
Large outdoor sports field complex	40%	308	34%	259	27%	206	100%	773
Outdoor leisure pool/water spray park	59%	460	21%	163	20%	154	100%	777
Community theater	24%	187	39%	305	37%	283	100%	775
Literary arts programs (such as poetry slam, writing classes)	15%	113	33%	257	52%	402	100%	772
Nature playground (where kids play with natural elements such as sand, water, wood, etc.)	50%	390	26%	202	24%	191	100%	783
Large indoor multi-use pool/swimming/water park	66%	522	20%	157	14%	110	100%	789

**Ratings for this item differed between the mail and open-participation survey responses by 5 points or more.*

Table 16: Question 10 without don't know responses

Please tell us how easy or difficult you think it is to get to Lakewood amenities and facilities using each of the following types of transportation:	Very easy		Somewhat easy		Somewhat difficult		Very difficult		Total	
	%	N	%	N	%	N	%	N	%	N
To get to Lakewood <u>parks, trails and open spaces</u> :										
By car	82%	1,588	17%	327	1%	14	0%	7	100%	1,936
By bicycle	35%	571	47%	765	15%	236	2%	40	100%	1,611
By bus or other public transportation	20%	206	38%	401	30%	318	12%	128	100%	1,053
By walking	26%	460	41%	710	22%	390	11%	193	100%	1,753
To get to Lakewood <u>recreational, arts and cultural facilities</u> :										
By car	80%	1,446	18%	332	1%	14	1%	10	100%	1,802
By bicycle	27%	393	50%	730	18%	272	5%	79	100%	1,475
By bus or other public transportation	24%	259	37%	396	28%	298	10%	107	100%	1,061
By walking	19%	293	34%	519	27%	417	20%	298	100%	1,527

Table 17: Question 10 with don't know responses

Please tell us how easy or difficult you think it is to get to Lakewood amenities and facilities using each of the following types of transportation:	Very easy		Somewhat easy		Somewhat difficult		Very difficult		Don't know/NA		Total	
	%	N	%	N	%	N	%	N	%	N	%	N
To get to Lakewood <u>parks, trails and open spaces</u> :												
By car	80%	1,588	16%	327	1%	14	0%	7	3%	52	100%	1,988
By bicycle	29%	571	39%	765	12%	236	2%	40	18%	353	100%	1,964
By bus or other public transportation	10%	206	20%	401	16%	318	6%	128	47%	918	100%	1,972
By walking	23%	460	36%	710	20%	390	10%	193	11%	215	100%	1,968
To get to Lakewood <u>recreational, arts and cultural facilities</u> :												
By car	74%	1,446	17%	332	1%	14	1%	10	7%	144	100%	1,946
By bicycle	20%	393	38%	730	14%	272	4%	79	24%	454	100%	1,929
By bus or other public transportation	14%	259	21%	396	15%	298	6%	107	45%	860	100%	1,921
By walking	15%	293	27%	519	22%	417	15%	298	21%	397	100%	1,925

Table 18: Question 11 without don't know responses

For each of the types of facilities or places provided by the City listed below, please tell us whether you think there is too much, too little or about the right amount of each to serve the needs of the community:	Far too much		Too much		About right		Too little		Far too little		Total	
	%	N	%	N	%	N	%	N	%	N	%	N
Neighborhood parks (generally one to 10 acres, intended to be within walking distance of the neighborhood they serve)	0%	2	0%	3	74%	1,300	18%	319	8%	137	100%	1,760
Community parks (generally 11-100 acres, intended for activities and facilities that are less appropriate for neighborhood parks due to noise, lights, traffic, etc.)	0%	3	1%	20	70%	1,186	22%	379	6%	101	100%	1,688
Regional parks (generally 101 acres or larger, protect large areas with natural resources and/or provide recreation opportunities in a natural setting)	0%	4	1%	18	65%	1,097	24%	408	10%	171	100%	1,699
Playgrounds	0%	7	1%	19	65%	917	26%	370	6%	88	100%	1,402
Community gardens	1%	12	3%	33	26%	305	48%	573	22%	262	100%	1,185
Skateboarding/BMX biking	2%	19	7%	63	49%	442	31%	280	10%	90	100%	893
City park trails and paths for walking/running/ biking	0%	6	1%	9	61%	1,037	31%	538	7%	121	100%	1,711
Places for off-leash dogs to play or exercise	2%	25	4%	54	28%	350	41%	516	25%	316	100%	1,262
Outdoor sports courts (e.g., tennis, handball, pickleball, basketball, etc.)	0%	6	2%	20	52%	674	38%	499	8%	103	100%	1,302
Outdoor sports fields (e.g., soccer, football, softball, baseball, lacrosse, etc.)	1%	10	3%	44	64%	830	27%	343	5%	65	100%	1,292
Hiking trails	0%	4	0%	3	58%	932	34%	549	8%	124	100%	1,613
Mountain biking trails	2%	19	2%	24	61%	691	28%	314	7%	80	100%	1,129
Horseback riding trails	4%	31	3%	23	61%	453	22%	167	9%	70	100%	744
Places to fish	1%	11	1%	7	45%	444	41%	406	13%	127	100%	995
Places for nature observation and exploration (e.g., wildlife viewing, bird watching, etc.) and other open space use	0%	3	1%	13	53%	744	34%	480	11%	159	100%	1,398

For each of the types of facilities or places provided by the City listed below, please tell us whether you think there is too much, too little or about the right amount of each to serve the needs of the community:	Far too much		Too much		About right		Too little		Far too little		Total	
	%	N	%	N	%	N	%	N	%	N	%	N
Places to participate in winter sports (e.g., cross-country skiing, snowshoeing, etc.)	0%	4	1%	7	33%	370	44%	493	21%	238	100%	1,112
Indoor recreation centers	0%	6	2%	24	76%	1,173	17%	269	4%	69	100%	1,541
Indoor fitness and dance facilities	1%	7	2%	22	73%	926	22%	279	3%	40	100%	1,275
Indoor swimming pools	0%	5	1%	11	62%	870	27%	379	10%	142	100%	1,406
Outdoor swimming pools	1%	8	0%	5	53%	697	36%	470	10%	127	100%	1,309
Water spray parks	2%	16	1%	11	37%	381	45%	457	16%	159	100%	1,024
Places to experience live performance	1%	11	1%	11	55%	773	35%	487	9%	119	100%	1,401
Places to take arts classes	1%	14	2%	25	64%	710	26%	291	7%	78	100%	1,118

Table 19: Question 11 with don't know responses

For each of the types of facilities or places provided by the City listed below, please tell us whether you think there is too much, too little or about the right amount of each to serve the needs of the community:	Far too much		Too much		About right		Too little		Far too little		Don't know		Total	
	%	N	%	N	%	N	%	N	%	N	%	N	%	N
Neighborhood parks (generally one to 10 acres, intended to be within walking distance of the neighborhood they serve)	0%	2	0%	3	68%	1,300	17%	319	7%	137	9%	165	100%	1,925
Community parks (generally 11-100 acres, intended for activities and facilities that are less appropriate for neighborhood parks due to noise, lights, traffic, etc.)	0%	3	1%	20	62%	1,186	20%	379	5%	101	12%	232	100%	1,920
Regional parks (generally 101 acres or larger, protect large areas with natural resources and/or provide recreation opportunities in a natural setting)	0%	4	1%	18	57%	1,097	21%	408	9%	171	12%	226	100%	1,925
Playgrounds	0%	7	1%	19	48%	917	19%	370	5%	88	27%	514	100%	1,916

For each of the types of facilities or places provided by the City listed below, please tell us whether you think there is too much, too little or about the right amount of each to serve the needs of the community:	Far too much		Too much		About right		Too little		Far too little		Don't know		Total	
	%	N	%	N	%	N	%	N	%	N	%	N	%	N
Community gardens	1%	12	2%	33	16%	305	30%	573	14%	262	38%	735	100%	1,920
Skateboarding/BMX biking	1%	19	3%	63	23%	442	15%	280	5%	90	53%	1,018	100%	1,910
City park trails and paths for walking/running/biking	0%	6	0%	9	54%	1,037	28%	538	6%	121	11%	213	100%	1,924
Places for off-leash dogs to play or exercise	1%	25	3%	54	18%	350	27%	516	16%	316	35%	666	100%	1,928
Outdoor sports courts (e.g., tennis, handball, pickleball, basketball, etc.)	0%	6	1%	20	35%	674	26%	499	5%	103	33%	630	100%	1,932
Outdoor sports fields (e.g., soccer, football, softball, baseball, lacrosse, etc.)	1%	10	2%	44	43%	830	18%	343	3%	65	33%	636	100%	1,929
Hiking trails	0%	4	0%	3	49%	932	29%	549	6%	124	16%	307	100%	1,920
Mountain biking trails	1%	19	1%	24	36%	691	16%	314	4%	80	41%	784	100%	1,913
Horseback riding trails	2%	31	1%	23	24%	453	9%	167	4%	70	61%	1,163	100%	1,907
Places to fish	1%	11	0%	7	23%	444	21%	406	7%	127	47%	898	100%	1,894
Places for nature observation and exploration (e.g., wildlife viewing, bird watching, etc.) and other open space use	0%	3	1%	13	39%	744	25%	480	8%	159	27%	520	100%	1,918
Places to participate in winter sports (e.g., cross-country skiing, snowshoeing, etc.)	0%	4	0%	7	19%	370	26%	493	12%	238	42%	812	100%	1,924
Indoor recreation centers	0%	6	1%	24	61%	1,173	14%	269	4%	69	20%	392	100%	1,933
Indoor fitness and dance facilities	0%	7	1%	22	48%	926	14%	279	2%	40	34%	649	100%	1,924
Indoor swimming pools	0%	5	1%	11	45%	870	20%	379	7%	142	27%	523	100%	1,929
Outdoor swimming pools	0%	8	0%	5	36%	697	24%	470	7%	127	32%	615	100%	1,923
Water spray parks	1%	16	1%	11	20%	381	24%	457	8%	159	47%	900	100%	1,924
Places to experience live performance	1%	11	1%	11	40%	773	25%	487	6%	119	27%	526	100%	1,927
Places to take arts classes	1%	14	1%	25	37%	710	15%	291	4%	78	42%	813	100%	1,930

Table 20: Question 12

Have you or anyone in your household tried any of Lakewood's recreational/arts programs that are geared toward older adults (e.g., programs at the Clements Community Center, aqua fitness or Silver Sneakers classes)?	%	N
No	83%	1,629
Yes	17%	325
Total	100%	1,953

Table 21: Question 13

Why not? (Please check all that apply).	%	N
Didn't know they existed	19%	297
Not applicable (e.g., age group)	54%	843
Programs do not interest me	12%	187
Difficulty getting to the facility	3%	41
Scheduling conflicts	10%	158
Other	4%	67
Cost	5%	82
Health issues	2%	33
Too busy/no time/work full time	1%	20
Total	100%	1,575

Total may exceed 100% as respondents could select more than one option.

Table 22: Question 14

Have you or anyone in your household registered for a City of Lakewood recreation or arts program, reserved a facility, secured a tee time or purchased a theater or event ticket in the last 12 months?	%	N
No	64%	1,256
Yes	36%	704
Total	100%	1,960

Table 23: Question 15

How did you do it? (Please check all that apply.)	%	N
In person at a facility	40%	276
By phone	34%	233
Online	49%	336
Total	100%	688

Total may exceed 100% as respondents could select more than one option.

Table 24: Question 16

How would you rate your most recent experience?	%	N
Excellent	43%	301
Good	50%	345
Fair	6%	42
Poor	1%	5
Total	100%	693

Table 25: Question 17 without don't know responses

The City of Lakewood is determining ways to pay for new or updated facilities and services. For each of the following items, please mark the one method of funding you most prefer for that item.	Tax increase		Government borrowing		Public/private partnership		Not willing to pay		Total	
	%	N	%	N	%	N	%	N	%	N
Transportation for older adults and people with disabilities	24%	395	9%	146	56%	909	11%	174	100%	1,625
Afterschool/out-of-school time services for youth	31%	494	10%	167	46%	729	13%	207	100%	1,597
Improvements/additions to existing parks and facilities	44%	741	15%	259	36%	610	5%	83	100%	1,694
New multipurpose recreation facility (e.g., pool, fitness, fields, gyms)	34%	569	15%	249	38%	628	13%	223	100%	1,668
Park and open space acquisition	42%	699	22%	369	28%	470	8%	125	100%	1,663

Table 26: Question 17 with don't know responses

The City of Lakewood is determining ways to pay for new or updated facilities and services. For each of the following items, please mark the one method of funding you most prefer for that item.	Tax increase		Government borrowing		Public/private partnership		Not willing to pay		Don't know		Total	
	%	N	%	N	%	N	%	N	%	N	%	N
Transportation for older adults and people with disabilities	20%	395	7%	146	47%	909	9%	174	17%	328	100%	1,952
Afterschool/out-of-school time services for youth	25%	494	9%	167	38%	729	11%	207	18%	341	100%	1,938
Improvements/additions to existing parks and facilities	38%	741	13%	259	31%	610	4%	83	13%	250	100%	1,944
New multipurpose recreation facility (e.g., pool, fitness, fields, gyms)	29%	569	13%	249	32%	628	11%	223	14%	283	100%	1,951
Park and open space acquisition	36%	699	19%	369	24%	470	6%	125	14%	280	100%	1,943

Table 27: Question 18

In your opinion, what are the three most important issues that the City should address regarding parks, recreation, trails, open space and/or arts/cultural services in the next five years?	%	N
Parking	1%	18
Maintenance	22%	323
More programming/services	32%	485
Affordability	7%	103
Safety/rule enforcement	25%	376
Update existing facilities/services	22%	325
New facilities	43%	644
Preserve/acquire open space	13%	202
Communications/marketing	12%	180
Accessibility	8%	127
Overcrowding/overuse	6%	83
Other	10%	157
Don't know/NA	5%	68
Total	100%	1,502

Verbatim responses have been categorized by theme; total may exceed 100% as respondents could write in more than one comment.

Table 28: Question D1

About how long have you lived in Lakewood?	%	N
Less than 1 year	9%	174
1-5 years	28%	541
6-10 years	15%	293
11-15 years	11%	206
More than 15 years	38%	735
Total	100%	1,949

Table 29: Question D2

Please select the appropriate box indicating the type of housing unit in which you live.	%	N
Detached single family home	55%	1,080
Condominium or townhouse	23%	454
Apartment	21%	417
Total	100%	1,951

Table 30: Question D3

Do you rent or own your residence?	%	N
Rent	35%	689
Own	65%	1,271
Total	100%	1,959

Table 31: Question D4

How many people (including yourself) live in your household?	%	N
0	1%	17
1	23%	449
2	38%	751
3	18%	348
4	14%	269
5	4%	74
6	1%	26
7	1%	18
8	0%	0
9	0%	5
20	0%	2
Total	100%	1,960

Table 32: Question D5

How many of these household members are 17 years or younger?	%	N
0	66%	1,245
1	14%	268
2	15%	276
3	3%	66
4	1%	17
5	1%	16
6	0%	2
Total	100%	1,889

Table 33: Question D6

How many of these household members are 65 years or older?	%	N
0	75%	1,421
1	13%	257
2	12%	224
3	0%	4
4	0%	0
Total	100%	1,907

Table 34: Question D7

About how much was your HOUSEHOLD'S TOTAL INCOME BEFORE TAXES in 2016? Be sure to include income from all sources. Please select the appropriate circle below.	%	N
Less than \$25,000	12%	220
\$25,000 to \$49,999	18%	341
\$50,000 to \$74,999	20%	366
\$75,000 to \$99,999	17%	312
\$100,000 to \$149,999	20%	367
\$150,000 or more	13%	245
Total	100%	1,851

Table 35: Question D8

What is your race? (Mark one or more races to indicate what race you consider yourself to be.)	%	N
White/European American/Caucasian	88%	1,668
Black or African American	2%	38
Asian or Pacific Islander	3%	59
American Indian, Eskimo, or Aleut	2%	32
Other	9%	176
Total	100%	1,891

Total may exceed 100% as respondents could write in more than one comment.

Table 36: Question D9

Are you Hispanic/Spanish/Latino?	%	N
No	85%	1,599
Yes	15%	286
Total	100%	1,884

Table 37: Question D10

Which category contains your age?	%	N
18-24	4%	69
25-34	23%	449
35-44	18%	358
45-54	18%	356
55-64	16%	313
65-74	13%	259
75-84	6%	113
85+	1%	28
Total	100%	1,945

Table 38: Question D11

What is your gender?	%	N
Female	55%	N=1050
Male	45%	N=862
Total	100%	N=1912

Appendix B: Responses to Select Survey Questions by Respondent Ward

The tables on the following pages show responses to select questions compared by respondent Ward. Shading indicates statistically significant differences in responses between respondents ($p \leq .05$).

Table 39: Question 1a by Respondent Ward

Below is a list of recreation and arts/cultural facilities operated by the City of Lakewood. Please indicate whether you or anyone in your household have used these facilities in the last 12 months. (Percent "yes")	Ward					Overall
	Ward 1	Ward 2	Ward 3	Ward 4	Ward 5	
Lakewood Link Recreation Center	18%	14%	27%	19%	15%	19%
Green Mountain Recreation Center	19%	8%	10%	47%	15%	21%
Charles Whitlock Recreation Center	22%	21%	9%	9%	7%	14%
Carmody Recreation Center	18%	16%	27%	30%	38%	26%
Clements Community Center	7%	7%	6%	5%	5%	6%
Morse Park Pool	11%	15%	3%	3%	2%	7%
Glennon Heights Park Pool	4%	3%	2%	5%	1%	3%
Lakewood Heritage Center	25%	29%	46%	28%	28%	31%
Lakewood Cultural Center	30%	21%	39%	29%	27%	30%
Washington Heights Arts Center	4%	5%	4%	3%	4%	4%
Bear Creek Lake Park	29%	36%	41%	57%	57%	44%
Fox Hollow Golf Course	14%	6%	10%	22%	20%	15%
Homestead Golf Course	9%	6%	5%	14%	14%	10%
Lakewood Park Tennis Center	7%	3%	6%	8%	7%	7%

Table 40: Question 3 by Respondent Ward

To what extent do you agree or disagree with each of the following statements about parks, trails, open space, recreation and cultural resources provided by the City of Lakewood? (Percent "strongly agree" or 'somewhat agree")	Ward					Overall
	Ward 1	Ward 2	Ward 3	Ward 4	Ward 5	
Parks are equally/fairly distributed within the city	80%	77%	86%	88%	90%	85%
I am satisfied with the off-street trail system in Lakewood	73%	69%	74%	73%	84%	75%
It is a short distance from my home to get to Lakewood parks, open spaces and trails and cultural or recreational facilities	87%	84%	93%	94%	91%	90%
There is enough City enforcement of park and open space rules	59%	66%	59%	64%	64%	63%
There is enough public awareness of park and open space rules	60%	54%	53%	63%	60%	59%
I feel safe when using city parks, trails and open spaces	87%	86%	91%	93%	91%	90%
Being able to recycle in public parks and facilities is important to me	92%	88%	87%	87%	88%	89%
Graffiti is removed in a timely manner	89%	92%	84%	86%	83%	87%

Table 41: Question 4 by Respondent Ward

How much of a problem, if any, do you feel each of the following issues are as they relate to Lakewood facilities and amenities? (Percent "major problem" or 'moderate problem")	Ward					Overall
	Ward 1	Ward 2	Ward 3	Ward 4	Ward 5	
Conflict between pedestrians and bicyclists on city trails	37%	34%	34%	41%	41%	38%
Dogs off-leash in city parks, trails and open spaces	40%	34%	38%	44%	37%	39%
Dog waste in city parks, trails and open spaces	55%	55%	55%	62%	53%	56%
Rowdy behavior of other users in city parks, trails and open spaces	17%	21%	22%	14%	15%	17%
Damage/litter in city parks, trails, and open spaces or recreational, arts and cultural facilities	24%	33%	33%	24%	31%	29%
User overcrowding in Lakewood parks, trails and open space and/or recreational, arts or cultural facilities	24%	28%	18%	37%	25%	27%

Table 42: Question 5 by Respondent Ward

Please rate how important it is for the <u>City</u> to provide the following programs: (Percent "essential" or "very important")	Ward					Overall
	Ward 1	Ward 2	Ward 3	Ward 4	Ward 5	
Child (age 12 and under) arts, recreation and sports programs	80%	85%	86%	79%	79%	82%
Youth (age 13 to 17) arts, recreation and sports programs	81%	84%	86%	77%	80%	82%
Adult (age 18 to 61) arts, recreation and sports programs	69%	68%	71%	70%	66%	69%
Older adult (age 62 and over) arts, recreation and sports programs	73%	83%	81%	64%	76%	76%
Swimming and other water activities for all ages	77%	74%	80%	76%	73%	77%
Programs for people with special needs (people with physical or developmental disabilities)	82%	85%	86%	72%	81%	81%
Access assistance for people with low household income	68%	76%	71%	60%	65%	68%
Nature-based education and exploration	72%	77%	77%	72%	69%	74%
Transportation for older adults and people with special needs/disabilities	68%	84%	84%	66%	74%	75%
Preschool programs	64%	76%	75%	53%	54%	64%
Daycare and before and after-school care	65%	66%	73%	55%	49%	61%
After school/school break camps and programs	67%	82%	78%	60%	58%	69%
Summer meals for children in low-income households	60%	73%	78%	59%	66%	67%
Community events (such as summer concerts, Cider Days)	69%	77%	74%	66%	70%	71%
Cultural programs and celebrations (such as ethnic festivals)	59%	66%	73%	55%	61%	63%
Live performances (such as theater, music and dance)	65%	65%	70%	58%	63%	65%
Public art (such as artwork exhibited in public spaces)	57%	54%	63%	51%	59%	57%
Historic programs (such as speakers and exhibits about area history)	49%	63%	64%	49%	52%	55%
Lifelong learning opportunities (such gardening, computer or nutrition classes)	71%	75%	74%	63%	69%	71%

Table 43: Question 6 by Respondent Ward

Do you or anyone in your household play golf? (Percent "yes")	Ward					Overall
	Ward 1	Ward 2	Ward 3	Ward 4	Ward 5	
Do you or anyone in your household play golf?	26%	19%	28%	39%	29%	29%

Table 44: Question 7 by Respondent Ward

When you golf, do you play Fox Hollow Golf Course or Homestead Golf Course? (Percent "yes")	Ward					Overall
	Ward 1	Ward 2	Ward 3	Ward 4	Ward 5	
When you golf, do you play Fox Hollow Golf Course or Homestead Golf Course?	63%	56%	57%	64%	70%	63%

Table 45: Question 9a by Respondent Ward

First, please tell us how likely, if at all, would an adult (age 18 or older) household member be to participate in each of the following activities or use each of the following facilities or resources? (Percent "very likely" or "somewhat likely")	Ward					Overall
	Ward 1	Ward 2	Ward 3	Ward 4	Ward 5	
Disc golf, ultimate Frisbee	46%	50%	42%	41%	47%	45%
Slacklining	28%	30%	28%	22%	19%	25%
Ziplining/high ropes course	56%	51%	49%	43%	43%	48%
Bike Pump track (BMX style track)	25%	20%	16%	16%	18%	19%
Bike skills training facility	40%	40%	31%	35%	36%	36%
Outdoor fitness programs (e.g., boot camp, Zumba or yoga, etc.)	80%	78%	72%	72%	73%	75%
Outdoor fitness equipment in parks for community use	80%	78%	78%	65%	73%	74%
Health and wellness educational classes	77%	66%	75%	64%	72%	71%
An off-leash dog park	58%	67%	54%	55%	54%	57%
Teen programs (e.g., ski trips, camps, etc.)	25%	18%	19%	16%	15%	19%
Endurance activities (5Ks, adventure races, obstacle courses, triathlons)	60%	57%	59%	50%	51%	55%
Neighborhood community gardens	71%	71%	75%	59%	60%	66%
Babysitting at recreation centers	29%	35%	29%	32%	31%	31%
Indoor turf fields	38%	31%	37%	30%	28%	32%

First, please tell us how likely, if at all, would an adult (age 18 or older) household member be to participate in each of the following activities or use each of the following facilities or resources? (Percent "very likely" or "somewhat likely")	Ward					Overall
	Ward 1	Ward 2	Ward 3	Ward 4	Ward 5	
Indoor racket sports courts	48%	43%	48%	47%	42%	46%
Indoor ice facility for skating or hockey	52%	49%	47%	45%	49%	48%
Large outdoor sports field complex	57%	52%	53%	48%	53%	53%
Outdoor leisure pool/water spray park	73%	74%	74%	64%	67%	70%
Community theater	69%	77%	82%	68%	68%	73%
Literary arts programs (such as poetry slam, writing classes)	39%	54%	51%	41%	47%	47%
Nature playground (where kids play with natural elements such as sand, water, wood, etc.)	56%	52%	58%	50%	50%	53%
Large indoor multi-use pool/swimming/water park	79%	86%	85%	73%	79%	80%

Table 46: Question 9b by Respondent Ward

Then, please indicate how likely, if at all, any youth 17 or under in your household would be to participate in or use each. (Percent "very likely" or "somewhat likely")	Ward					Overall
	Ward 1	Ward 2	Ward 3	Ward 4	Ward 5	
Disc golf, ultimate Frisbee	62%	56%	56%	53%	72%	59%
Slacklining	50%	46%	39%	46%	59%	47%
Ziplining/high ropes course	78%	64%	57%	68%	75%	68%
Bike Pump track (BMX style track)	67%	55%	43%	48%	58%	53%
Bike skills training facility	67%	53%	51%	60%	56%	57%
Outdoor fitness programs (e.g., boot camp, Zumba or yoga, etc.)	57%	54%	43%	48%	46%	49%
Outdoor fitness equipment in parks for community use	72%	63%	59%	62%	61%	63%
Health and wellness educational classes	58%	42%	38%	42%	41%	44%
An off-leash dog park	62%	49%	30%	45%	38%	44%
Teen programs (e.g., ski trips, camps, etc.)	72%	63%	56%	67%	74%	66%
Endurance activities (5Ks, adventure races, obstacle courses, triathlons)	67%	54%	50%	59%	61%	58%
Neighborhood community gardens	55%	60%	38%	40%	45%	47%
Babysitting at recreation centers	50%	55%	31%	35%	35%	41%

Then, please indicate how likely, if at all, any youth 17 or under in your household would be to participate in or use each. (Percent "very likely" or "somewhat likely")	Ward					Overall
	Ward 1	Ward 2	Ward 3	Ward 4	Ward 5	
Indoor turf fields	65%	61%	60%	49%	70%	60%
Indoor racket sports courts	60%	50%	57%	48%	66%	57%
Indoor ice facility for skating or hockey	77%	69%	62%	67%	77%	70%
Large outdoor sports field complex	76%	70%	69%	70%	85%	73%
Outdoor leisure pool/water spray park	84%	72%	73%	82%	88%	80%
Community theater	73%	58%	49%	64%	72%	63%
Literary arts programs (such as poetry slam, writing classes)	49%	46%	41%	46%	54%	48%
Nature playground (where kids play with natural elements such as sand, water, wood, etc.)	78%	75%	65%	80%	81%	76%
Large indoor multi-use pool/swimming/water park	90%	81%	80%	88%	92%	86%

Table 47: Question 10 by Respondent Ward

Please tell us how easy or difficult you think it is to get to Lakewood amenities and facilities using each of the following types of transportation: (Percent "very easy" or "somewhat easy")	Ward					Overall
	Ward 1	Ward 2	Ward 3	Ward 4	Ward 5	
To get to Lakewood <u>parks, trails and open spaces</u> :						
By car	97%	99%	99%	99%	100%	99%
By bicycle	76%	83%	82%	82%	89%	83%
By bus or other public transportation	57%	55%	65%	53%	57%	58%
By walking	65%	56%	69%	63%	79%	67%
To get to Lakewood <u>recreational, arts and cultural facilities</u> :						
By car	97%	99%	99%	98%	100%	99%
By bicycle	70%	82%	79%	72%	79%	76%
By bus or other public transportation	63%	60%	66%	58%	59%	62%
By walking	49%	49%	66%	40%	63%	53%

Table 48: Question 11 by Respondent Ward

For each of the types of facilities or places provided by the City listed below, please tell us whether you think there is too much, too little or about the right amount of each to serve the needs of the community: (Percent "too little" or "far too little")	Ward					Overall
	Ward 1	Ward 2	Ward 3	Ward 4	Ward 5	
Neighborhood parks (generally one to 10 acres, intended to be within walking distance of the neighborhood they serve)	29%	30%	18%	29%	25%	26%
Community parks (generally 11-100 acres, intended for activities and facilities that are less appropriate for neighborhood parks due to noise, lights, traffic, etc.)	23%	43%	24%	30%	23%	28%
Regional parks (generally 101 acres or larger, protect large areas with natural resources and/or provide recreation opportunities in a natural setting)	38%	34%	31%	35%	34%	34%
Playgrounds	32%	32%	42%	34%	26%	33%
Community gardens	69%	73%	74%	65%	76%	70%
Skateboarding/BMX biking	35%	51%	43%	36%	49%	41%
City park trails and paths for walking/running/ biking	40%	45%	41%	46%	23%	38%
Places for off-leash dogs to play or exercise	70%	74%	66%	58%	66%	66%
Outdoor sports courts (e.g., tennis, handball, pickleball, basketball, etc.)	50%	42%	51%	44%	42%	46%
Outdoor sports fields (e.g., soccer, football, softball, baseball, lacrosse, etc.)	33%	39%	33%	35%	18%	32%
Hiking trails	41%	47%	43%	42%	38%	42%
Mountain biking trails	28%	47%	37%	34%	33%	35%
Horseback riding trails	26%	48%	26%	29%	36%	32%
Places to fish	56%	64%	57%	49%	45%	54%
Places for nature observation and exploration (e.g., wildlife viewing, bird watching, etc.) and other open space use	56%	50%	45%	42%	39%	46%
Places to participate in winter sports (e.g., cross-country skiing, snowshoeing, etc.)	66%	64%	67%	68%	65%	66%
Indoor recreation centers	20%	35%	21%	21%	14%	22%
Indoor fitness and dance facilities	19%	35%	29%	23%	21%	25%
Indoor swimming pools	43%	48%	35%	35%	27%	37%
Outdoor swimming pools	43%	55%	47%	44%	42%	46%
Water spray parks	51%	61%	61%	65%	62%	60%

For each of the types of facilities or places provided by the City listed below, please tell us whether you think there is too much, too little or about the right amount of each to serve the needs of the community: (Percent "too little" or "far too little")	Ward					Overall
	Ward 1	Ward 2	Ward 3	Ward 4	Ward 5	
Places to experience live performance	44%	45%	44%	39%	46%	43%
Places to take arts classes	26%	40%	38%	26%	40%	33%

Table 49: Question 12 by Respondent Ward

(Percent "yes")	Ward					Overall
	Ward 1	Ward 2	Ward 3	Ward 4	Ward 5	
Have you or anyone in your household tried any of Lakewood's recreational/arts programs that are geared toward older adults (e.g., programs at the Clements Community Center, aqua fitness or Silver Sneakers classes)?	12%	13%	17%	17%	20%	17%

Table 50: Question 14 by Respondent Ward

Percent "yes"	Ward					Overall
	Ward 1	Ward 2	Ward 3	Ward 4	Ward 5	
Have you or anyone in your household registered for a City of Lakewood recreation or arts program, reserved a facility, secured a tee time or purchased a theater or event ticket in the last 12 months?	33%	33%	33%	39%	36%	36%

Table 51: Question 16 by Respondent Ward

Percent "excellent" or "good".	Ward					Overall
	Ward 1	Ward 2	Ward 3	Ward 4	Ward 5	
How would you rate your most recent experience?	92%	97%	93%	92%	92%	93%

This question was only asked of respondents who answered "yes" to Question 14.

Appendix C: Responses to Select Survey Questions by Respondent Demographics

The tables on the following pages show responses to select questions compared by respondent demographic characteristics. Shading indicates statistically significant differences in responses between respondents ($p \leq .05$).

Table 52: Question 1a by Respondent Demographics

Below is a list of recreation and arts/cultural facilities operated by the City of Lakewood. Please indicate whether you or anyone in your household have used these facilities in the last 12 months. (Percent "yes")	Length of residency in Lakewood			Housing unit type		Housing tenure		Race/ethnicity		Age			Sex		Overall
	5 years or less	6 to 15 years	More than 15 years	Detached	Attached	Rent	Own	White alone, not Hispanic	Hispanic and/or other race	18-34	35-54	55+	Female	Male	
Lakewood Link Recreation Center	14%	22%	21%	23%	14%	16%	20%	16%	24%	17%	26%	12%	20%	16%	19%
Green Mountain Recreation Center	15%	22%	24%	26%	12%	11%	25%	19%	22%	16%	23%	19%	18%	21%	21%
Charles Whitlock Recreation Center	8%	16%	17%	16%	9%	9%	16%	14%	12%	7%	14%	18%	15%	12%	14%
Carmody Recreation Center	18%	29%	30%	32%	18%	16%	31%	25%	24%	17%	32%	25%	26%	23%	26%

Below is a list of recreation and arts/cultural facilities operated by the City of Lakewood. Please indicate whether you or anyone in your household have used these facilities in the last 12 months. (Percent "yes")	Length of residency in Lakewood			Housing unit type		Housing tenure		Race/ethnicity		Age			Sex		Overall
	5 years or less	6 to 15 years	More than 15 years	Detached	Attached	Rent	Own	White alone, not Hispanic	Hispanic and/or other race	18-34	35-54	55+	Female	Male	
Clements Community Center	2%	8%	10%	7%	6%	5%	7%	6%	7%	3%	2%	13%	8%	5%	6%
Morse Park Pool	5%	10%	6%	8%	5%	5%	7%	6%	8%	5%	10%	4%	8%	4%	7%
Glennon Heights Park Pool	1%	5%	4%	5%	2%	2%	4%	3%	3%	3%	4%	3%	4%	2%	3%
Lakewood Heritage Center	27%	29%	35%	30%	31%	28%	32%	30%	31%	32%	29%	31%	33%	27%	31%
Lakewood Cultural Center	17%	30%	41%	33%	25%	21%	34%	27%	33%	21%	30%	34%	33%	24%	30%
Washington Heights Arts Center	3%	3%	5%	5%	2%	1%	6%	4%	3%	1%	4%	5%	6%	1%	4%
Bear Creek Lake Park	43%	48%	42%	46%	41%	41%	46%	44%	43%	45%	53%	34%	37%	52%	44%
Fox Hollow Golf Course	12%	16%	17%	16%	13%	10%	18%	15%	14%	16%	12%	17%	12%	18%	15%
Homestead Golf Course	7%	12%	12%	12%	8%	6%	12%	10%	9%	10%	8%	12%	6%	14%	10%
Lakewood Park Tennis Center	6%	6%	7%	7%	5%	5%	7%	6%	7%	4%	9%	6%	5%	7%	7%

Table 53: Question 3 by Respondent Demographics

To what extent do you agree or disagree with each of the following statements about parks, trails, open space, recreation and cultural resources provided by the City of Lakewood? (Percent "strongly agree" or "somewhat agree")	Length of residency in Lakewood			Housing unit type		Housing tenure		Race/ethnicity		Age			Sex		Overall
	5 years or less	6 to 15 years	More than 15 years	Detached	Attached	Rent	Own	White alone, not Hispanic	Hispanic and/or other race	18-34	35-54	55+	Female	Male	
Parks are equally/fairly distributed within the city	86%	82%	87%	85%	86%	86%	85%	88%	77%	86%	83%	88%	87%	84%	85%
I am satisfied with the off-street trail system in Lakewood	75%	75%	76%	73%	78%	77%	74%	77%	69%	83%	69%	76%	80%	71%	75%
It is a short distance from my home to get to Lakewood parks, open spaces and trails and cultural or recreational facilities	90%	88%	91%	89%	90%	89%	90%	90%	88%	94%	88%	88%	89%	91%	90%

To what extent do you agree or disagree with each of the following statements about parks, trails, open space, recreation and cultural resources provided by the City of Lakewood? (Percent "strongly agree" or "somewhat agree")	Length of residency in Lakewood			Housing unit type		Housing tenure		Race/ethnicity		Age			Sex		Overall
	5 years or less	6 to 15 years	More than 15 years	Detached	Attached	Rent	Own	White alone, not Hispanic	Hispanic and/or other race	18-34	35-54	55+	Female	Male	
There is enough City enforcement of park and open space rules	62%	66%	62%	67%	58%	56%	67%	66%	55%	56%	67%	66%	62%	64%	63%
There is enough public awareness of park and open space rules	62%	58%	57%	65%	52%	51%	63%	62%	49%	54%	60%	63%	59%	59%	59%
I feel safe when using city parks, trails and open spaces	91%	90%	90%	90%	90%	91%	90%	92%	86%	94%	89%	89%	88%	93%	90%
Being able to recycle in public parks and facilities is important to me	90%	89%	86%	87%	91%	92%	87%	89%	88%	94%	86%	87%	93%	84%	89%
Graffiti is removed in a timely manner	89%	87%	85%	86%	87%	84%	88%	87%	85%	84%	87%	89%	87%	87%	87%

Table 54: Question 4 by Respondent Demographics

How much of a problem, if any, do you feel each of the following issues are as they relate to Lakewood facilities and amenities? (Percent "major problem" or "moderate problem")	Length of residency in Lakewood			Housing unit type		Housing tenure		Race/ethnicity		Age			Sex		Overall
	5 years or less	6 to 15 years	More than 15 years	Detached	Attached	Rent	Own	White alone, not Hispanic	Hispanic and/or other race	18-34	35-54	55+	Female	Male	
Conflict between pedestrians and bicyclists on city trails	25%	40%	47%	41%	34%	29%	42%	35%	43%	26%	37%	46%	36%	38%	38%
Dogs off-leash in city parks, trails and open spaces	31%	38%	45%	40%	36%	33%	41%	38%	39%	23%	37%	51%	39%	36%	39%
Dog waste in city parks, trails and open spaces	52%	51%	61%	50%	61%	56%	54%	53%	59%	48%	54%	61%	56%	54%	56%
Rowdy behavior of other users in city parks, trails and open spaces	12%	16%	23%	15%	20%	19%	16%	14%	28%	12%	16%	21%	18%	15%	17%
Damage/litter in city parks, trails, and open spaces or recreational, arts and cultural facilities	25%	29%	32%	26%	32%	30%	28%	28%	30%	29%	28%	30%	30%	27%	29%

How much of a problem, if any, do you feel each of the following issues are as they relate to Lakewood facilities and amenities? (Percent "major problem" or "moderate problem")	Length of residency in Lakewood			Housing unit type		Housing tenure		Race/ethnicity		Age			Sex		Overall
	5 years or less	6 to 15 years	More than 15 years	Detached	Attached	Rent	Own	White alone, not Hispanic	Hispanic and/or other race	18-34	35-54	55+	Female	Male	
User overcrowding in Lakewood parks, trails and open space and/or recreational, arts or cultural facilities	22%	32%	27%	29%	23%	25%	27%	27%	25%	22%	30%	27%	25%	28%	27%

Table 55: Question 5 by Respondent Demographics

Please rate how important it is for the City to provide the following programs: (Percent "essential" or "very important")	Length of residency in Lakewood			Housing unit type		Housing tenure		Race/ethnicity		Age			Sex		Overall
	5 years or less	6 to 15 years	More than 15 years	Detached	Attached	Rent	Own	White alone, not Hispanic	Hispanic and/or other race	18-34	35-54	55+	Female	Male	
Child (age 12 and under) arts, recreation and sports programs	80%	87%	79%	81%	82%	85%	80%	82%	82%	84%	82%	80%	85%	78%	82%
Youth (age 13 to 17) arts, recreation and sports programs	80%	85%	80%	79%	85%	88%	78%	82%	81%	83%	81%	82%	86%	77%	82%

Please rate how important it is for the City to provide the following programs: (Percent "essential" or "very important")	Length of residency in Lakewood			Housing unit type		Housing tenure		Race/ethnicity		Age			Sex		Overall
	5 years or less	6 to 15 years	More than 15 years	Detached	Attached	Rent	Own	White alone, not Hispanic	Hispanic and/or other race	18-34	35-54	55+	Female	Male	
Adult (age 18 to 61) arts, recreation and sports programs	64%	70%	73%	66%	73%	70%	68%	69%	70%	63%	69%	75%	76%	61%	69%
Older adult (age 62 and over) arts, recreation and sports programs	69%	79%	79%	72%	80%	79%	74%	76%	75%	69%	77%	80%	83%	68%	76%
Swimming and other water activities for all ages	74%	78%	77%	78%	74%	77%	76%	76%	76%	75%	78%	76%	82%	69%	77%
Programs for people with special needs (people with physical or developmental disabilities)	79%	87%	80%	78%	85%	87%	78%	82%	81%	85%	81%	80%	87%	75%	81%
Access assistance for people with low household income	68%	75%	64%	63%	75%	77%	64%	67%	75%	68%	71%	67%	79%	56%	68%
Nature-based education and exploration	74%	80%	68%	70%	79%	80%	70%	74%	78%	78%	76%	68%	79%	68%	74%

Please rate how important it is for the City to provide the following programs: (Percent "essential" or "very important")	Length of residency in Lakewood			Housing unit type		Housing tenure		Race/ethnicity		Age			Sex		Overall
	5 years or less	6 to 15 years	More than 15 years	Detached	Attached	Rent	Own	White alone, not Hispanic	Hispanic and/or other race	18-34	35-54	55+	Female	Male	
Transportation for older adults and people with special needs/disabilities	73%	77%	75%	69%	82%	86%	69%	75%	76%	80%	71%	75%	83%	65%	75%
Preschool programs	66%	66%	61%	60%	69%	71%	61%	62%	71%	66%	64%	64%	72%	56%	64%
Daycare and before and after-school care	65%	59%	59%	58%	65%	71%	56%	59%	73%	66%	60%	60%	70%	51%	61%
After school/school break camps and programs	73%	70%	65%	64%	75%	81%	62%	68%	73%	73%	71%	64%	77%	60%	69%
Summer meals for children in low-income households	68%	69%	63%	60%	74%	76%	61%	66%	70%	66%	69%	65%	74%	58%	67%
Community events (such as summer concerts, Cider Days)	71%	75%	69%	69%	74%	75%	69%	72%	74%	76%	69%	70%	76%	66%	71%
Cultural programs and celebrations (such as ethnic festivals)	63%	67%	60%	55%	72%	71%	58%	62%	68%	67%	65%	57%	70%	55%	63%

Please rate how important it is for the City to provide the following programs: (Percent "essential" or "very important")	Length of residency in Lakewood			Housing unit type		Housing tenure		Race/ethnicity		Age			Sex		Overall
	5 years or less	6 to 15 years	More than 15 years	Detached	Attached	Rent	Own	White alone, not Hispanic	Hispanic and/or other race	18-34	35-54	55+	Female	Male	
Live performances (such as theater, music and dance)	61%	66%	66%	61%	68%	64%	64%	65%	65%	62%	65%	65%	68%	60%	65%
Public art (such as artwork exhibited in public spaces)	58%	60%	53%	54%	60%	59%	55%	56%	62%	60%	56%	56%	61%	51%	57%
Historic programs (such as speakers and exhibits about area history)	52%	57%	57%	52%	59%	59%	53%	54%	60%	52%	56%	58%	58%	53%	55%
Lifelong learning opportunities (such gardening, computer or nutrition classes)	71%	75%	66%	65%	77%	79%	66%	70%	78%	75%	69%	69%	77%	63%	71%

Table 56: Question 6 by Respondent Demographics

Do you or anyone in your household play golf? (Percent "yes")	Length of residency in Lakewood			Housing unit type		Housing tenure		Race/ethnicity		Age			Sex		Overall
	5 years or less	6 to 15 years	More than 15 years	Detached	Attached	Rent	Own	White alone, not Hispanic	Hispanic and/or other race	18-34	35-54	55+	Female	Male	
Do you or anyone in your	27%	30%	29%	35%	21%	20%	33%	30%	22%	33%	26%	27%	22%	37%	29%

Do you or anyone in your household play golf? (Percent "yes")	Length of residency in Lakewood			Housing unit type		Housing tenure		Race/ethnicity		Age			Sex		Overall
	5 years or less	6 to 15 years	More than 15 years	Detached	Attached	Rent	Own	White alone, not Hispanic	Hispanic and/or other race	18-34	35-54	55+	Female	Male	
household play golf?															

Table 57: Question 7 by Respondent Demographics

When you golf, do you play Fox Hollow Golf Course or Homestead Golf Course? (Percent "yes")	Length of residency in Lakewood			Housing unit type		Housing tenure		Race/ethnicity		Age			Sex		Overall
	5 years or less	6 to 15 years	More than 15 years	Detached	Attached	Rent	Own	White alone, not Hispanic	Hispanic and/or other race	18-34	35-54	55+	Female	Male	
When you golf, do you play Fox Hollow Golf Course or Homestead Golf Course?	45%	68%	77%	65%	60%	54%	67%	62%	71%	56%	55%	79%	60%	65%	63%

Table 58: Question 9a by Respondent Demographics

First, please tell us how likely, if at all, would an	Length of residency in Lakewood	Housing unit type	Housing tenure	Race/ethnicity	Age	Sex	Overall
---	---------------------------------	-------------------	----------------	----------------	-----	-----	---------

adult (age 18 or older) household member be to participate in each of the following activities or use each of the following facilities or resources? (Percent "very likely" or "somewhat likely")	5 years or less	6 to 15 years	More than 15 years	Detached	Attached	Rent	Own	White alone, not Hispanic	Hispanic and/or other race	18- 34	35- 54	55+	Female	Male	
Disc golf, ultimate Frisbee	55%	47%	35%	42%	50%	54%	40%	44%	52%	73%	46%	23%	42%	49%	45%
Slacklining	28%	29%	18%	20%	30%	35%	19%	22%	33%	39%	30%	9%	26%	24%	25%
Ziplining/high ropes course	60%	51%	35%	45%	53%	62%	41%	44%	64%	68%	56%	25%	54%	43%	48%
Bike Pump track (BMX style track)	22%	24%	13%	16%	23%	26%	16%	16%	29%	25%	25%	9%	18%	20%	19%
Bike skills training facility	41%	38%	30%	33%	40%	42%	33%	33%	44%	45%	40%	24%	36%	37%	36%
Outdoor fitness programs (e.g., boot camp, Zumba or yoga, etc.)	84%	80%	62%	70%	82%	85%	69%	72%	87%	91%	80%	57%	82%	68%	75%
Outdoor fitness equipment in parks for community use	82%	77%	65%	70%	81%	82%	71%	73%	83%	85%	83%	57%	77%	72%	74%
Health and wellness educational classes	69%	77%	69%	68%	74%	75%	69%	68%	83%	72%	71%	70%	77%	65%	71%
An off-leash dog park	65%	62%	45%	57%	58%	63%	53%	57%	59%	79%	57%	41%	58%	56%	57%
Teen programs (e.g., ski trips, camps, etc.)	20%	24%	14%	17%	20%	25%	15%	14%	34%	26%	22%	9%	21%	16%	19%
Endurance activities (5Ks, adventure races, obstacle courses, triathlons)	69%	58%	40%	52%	60%	70%	47%	51%	70%	76%	63%	31%	55%	54%	55%

First, please tell us how likely, if at all, would an adult (age 18 or older) household member be to participate in each of the following activities or use each of the following facilities or resources? (Percent "very likely" or "somewhat likely")	Length of residency in Lakewood			Housing unit type		Housing tenure		Race/ethnicity		Age			Sex		Overall
	5 years or less	6 to 15 years	More than 15 years	Detached	Attached	Rent	Own	White alone, not Hispanic	Hispanic and/or other race	18-34	35-54	55+	Female	Male	
Neighborhood community gardens	71%	75%	56%	59%	74%	79%	58%	64%	74%	77%	70%	53%	70%	61%	66%
Babysitting at recreation centers	35%	43%	20%	31%	32%	39%	27%	28%	45%	48%	36%	14%	30%	33%	31%
Indoor turf fields	39%	36%	24%	30%	36%	43%	27%	27%	51%	54%	34%	13%	30%	35%	32%
Indoor racket sports courts	45%	51%	43%	47%	46%	47%	46%	45%	53%	50%	53%	36%	44%	48%	46%
Indoor ice facility for skating or hockey	56%	51%	40%	45%	55%	62%	42%	47%	58%	69%	51%	31%	49%	49%	48%
Large outdoor sports field complex	59%	54%	44%	50%	55%	64%	46%	48%	67%	69%	57%	34%	51%	55%	53%
Outdoor leisure pool/water spray park	80%	74%	59%	68%	74%	82%	64%	68%	81%	84%	76%	54%	76%	64%	70%
Community theater	70%	80%	70%	69%	78%	77%	71%	70%	82%	69%	77%	71%	77%	68%	73%
Literary arts programs (such as poetry slam, writing classes)	44%	56%	42%	40%	55%	59%	40%	43%	60%	49%	48%	44%	52%	40%	47%
Nature playground (where kids play with natural elements such as sand, water, wood, etc.)	61%	58%	41%	49%	59%	60%	49%	50%	66%	71%	57%	35%	57%	49%	53%

First, please tell us how likely, if at all, would an adult (age 18 or older) household member be to participate in each of the following activities or use each of the following facilities or resources? (Percent "very likely" or "somewhat likely")	Length of residency in Lakewood			Housing unit type		Housing tenure		Race/ethnicity		Age			Sex		Overall
	5 years or less	6 to 15 years	More than 15 years	Detached	Attached	Rent	Own	White alone, not Hispanic	Hispanic and/or other race	18-34	35-54	55+	Female	Male	
Large indoor multi-use pool/swimming/water park	88%	85%	69%	77%	85%	90%	75%	78%	90%	93%	85%	65%	84%	76%	80%

Table 59: Question 9b by Respondent Demographics

Then, please indicate how likely, if at all, any youth 17 or under in your household would be to participate in or use each. (Percent "very likely" or "somewhat likely")	Length of residency in Lakewood			Housing unit type		Housing tenure		Race/ethnicity		Age			Sex		Overall
	5 years or less	6 to 15 years	More than 15 years	Detached	Attached	Rent	Own	White alone, not Hispanic	Hispanic and/or other race	18-34	35-54	55+	Female	Male	
Disc golf, ultimate Frisbee	59%	63%	58%	60%	59%	69%	55%	55%	68%	73%	60%	39%	58%	62%	59%
Slacklining	46%	54%	42%	46%	47%	55%	42%	43%	54%	57%	46%	33%	44%	50%	47%
Ziplining/high ropes course	70%	72%	63%	68%	69%	76%	65%	64%	77%	79%	74%	42%	71%	67%	68%
Bike Pump track (BMX style track)	55%	54%	52%	49%	60%	70%	45%	48%	62%	68%	52%	35%	51%	57%	53%
Bike skills training facility	56%	64%	54%	57%	58%	67%	53%	52%	68%	64%	62%	40%	59%	58%	57%

Then, please indicate how likely, if at all, any youth 17 or under in your household would be to participate in or use each. (Percent "very likely" or "somewhat likely")	Length of residency in Lakewood			Housing unit type		Housing tenure		Race/ethnicity		Age			Sex		Overall
	5 years or less	6 to 15 years	More than 15 years	Detached	Attached	Rent	Own	White alone, not Hispanic	Hispanic and/or other race	18-34	35-54	55+	Female	Male	
Outdoor fitness programs (e.g., boot camp, Zumba or yoga, etc.)	50%	54%	46%	44%	58%	60%	44%	45%	62%	57%	51%	36%	55%	44%	49%
Outdoor fitness equipment in parks for community use	61%	66%	63%	62%	65%	71%	59%	57%	77%	73%	65%	46%	65%	60%	63%
Health and wellness educational classes	37%	53%	43%	37%	55%	56%	37%	39%	57%	49%	44%	34%	53%	34%	44%
An off-leash dog park	49%	50%	32%	40%	50%	50%	40%	43%	47%	57%	42%	31%	43%	44%	44%
Teen programs (e.g., ski trips, camps, etc.)	61%	78%	61%	65%	67%	72%	63%	61%	82%	75%	69%	48%	66%	67%	66%
Endurance activities (5Ks, adventure races, obstacle courses, triathlons)	55%	66%	56%	57%	59%	67%	54%	54%	71%	67%	62%	38%	62%	54%	58%
Neighborhood community gardens	46%	56%	40%	37%	62%	63%	38%	40%	61%	55%	50%	28%	57%	37%	47%
Babysitting at recreation centers	44%	44%	32%	35%	50%	58%	32%	34%	57%	52%	43%	19%	48%	34%	41%
Indoor turf fields	64%	62%	54%	57%	63%	70%	55%	54%	70%	75%	60%	37%	56%	63%	60%
Indoor racket sports courts	52%	64%	56%	57%	56%	66%	51%	49%	72%	60%	59%	44%	57%	57%	57%

Then, please indicate how likely, if at all, any youth 17 or under in your household would be to participate in or use each. (Percent "very likely" or "somewhat likely")	Length of residency in Lakewood			Housing unit type		Housing tenure		Race/ethnicity		Age			Sex		Overall
	5 years or less	6 to 15 years	More than 15 years	Detached	Attached	Rent	Own	White alone, not Hispanic	Hispanic and/or other race	18-34	35-54	55+	Female	Male	
Indoor ice facility for skating or hockey	72%	76%	64%	68%	73%	81%	65%	67%	78%	87%	71%	45%	75%	67%	70%
Large outdoor sports field complex	72%	78%	71%	75%	71%	78%	71%	69%	83%	83%	76%	54%	72%	76%	73%
Outdoor leisure pool/water spray park	78%	87%	77%	83%	75%	82%	79%	75%	91%	89%	85%	59%	82%	78%	80%
Community theater	57%	75%	61%	63%	64%	70%	60%	58%	74%	71%	66%	46%	67%	60%	63%
Literary arts programs (such as poetry slam, writing classes)	42%	64%	37%	39%	61%	61%	41%	40%	67%	55%	50%	29%	55%	41%	48%
Nature playground (where kids play with natural elements such as sand, water, wood, etc.)	76%	84%	68%	75%	77%	79%	74%	71%	86%	90%	78%	51%	75%	76%	76%
Large indoor multi-use pool/swimming/water park	88%	90%	82%	88%	83%	85%	87%	83%	94%	94%	91%	63%	87%	86%	86%

Table 60: Question 10 by Respondent Demographics

Please tell us how easy or difficult you think it is to get to Lakewood amenities and facilities using each of the following types of transportation: (Percent "very easy" or "somewhat easy")	Length of residency in Lakewood			Housing unit type		Housing tenure		Race/ethnicity		Age			Sex		Overall
	5 years or less	6 to 15 years	More than 15 years	Detached	Attached	Rent	Own	White alone, not Hispanic	Hispanic and/or other race	18-34	35-54	55+	Female	Male	
To get to Lakewood <u>parks, trails and open spaces:</u>															
By car	99%	99%	99%	99%	99%	99%	99%	99%	98%	99%	99%	99%	99%	99%	99%
By bicycle	81%	85%	83%	81%	85%	84%	82%	85%	80%	85%	82%	83%	83%	84%	83%
By bus or other public transportation	53%	62%	58%	53%	63%	58%	58%	58%	57%	64%	53%	58%	58%	57%	58%
By walking	67%	67%	66%	66%	68%	68%	66%	67%	65%	70%	67%	64%	67%	68%	67%
To get to Lakewood <u>recreational, arts and cultural facilities:</u>															
By car	99%	98%	98%	99%	99%	99%	99%	99%	98%	98%	100%	98%	98%	99%	99%
By bicycle	74%	78%	77%	73%	80%	78%	75%	76%	78%	79%	75%	76%	73%	79%	76%
By bus or other public transportation	59%	67%	60%	58%	66%	61%	62%	62%	63%	69%	58%	62%	64%	60%	62%
By walking	53%	51%	55%	51%	56%	56%	52%	52%	58%	59%	52%	51%	52%	55%	53%

Table 61: Question 11 by Respondent Demographics

For each of the types of facilities or places provided by the City listed below, please tell us whether you think there is too much, too little or about the right amount of each to serve the needs of the community: (Percent "too little" or "far too little")	Length of residency in Lakewood			Housing unit type		Housing tenure		Race/ethnicity		Age			Sex		Overall
	5 years or less	6 to 15 years	More than 15 years	Detached	Attached	Rent	Own	White alone, not Hispanic	Hispanic and/or other race	18-34	35-54	55+	Female	Male	
Neighborhood parks (generally one to 10 acres, intended to be within walking distance of the neighborhood they serve)	25%	32%	22%	26%	25%	26%	26%	24%	31%	27%	28%	23%	24%	28%	26%
Community parks (generally 11-100 acres, intended for activities and facilities that are less appropriate for neighborhood parks due to noise, lights, traffic, etc.)	30%	33%	24%	29%	28%	35%	25%	27%	36%	31%	34%	21%	25%	32%	28%
Regional parks (generally 101 acres or larger, protect large areas with	32%	39%	33%	35%	34%	36%	33%	34%	35%	40%	34%	29%	30%	38%	34%

For each of the types of facilities or places provided by the City listed below, please tell us whether you think there is too much, too little or about the right amount of each to serve the needs of the community: (Percent "too little" or "far too little")	Length of residency in Lakewood			Housing unit type		Housing tenure		Race/ethnicity		Age			Sex		Overall
	5 years or less	6 to 15 years	More than 15 years	Detached	Attached	Rent	Own	White alone, not Hispanic	Hispanic and/or other race	18-34	35-54	55+	Female	Male	
natural resources and/or provide recreation opportunities in a natural setting															
Playgrounds	37%	34%	29%	33%	33%	32%	33%	31%	39%	33%	40%	25%	31%	35%	33%
Community gardens	80%	69%	64%	68%	74%	75%	68%	69%	74%	82%	72%	60%	76%	64%	70%
Skateboarding/BMX biking	47%	44%	34%	36%	49%	51%	36%	42%	39%	48%	46%	31%	47%	37%	41%
City park trails and paths for walking/running/ biking	39%	42%	36%	43%	34%	35%	40%	37%	41%	36%	45%	33%	36%	41%	38%
Places for off-leash dogs to play or exercise	77%	67%	55%	62%	72%	71%	64%	71%	53%	78%	63%	61%	70%	62%	66%
Outdoor sports courts (e.g., tennis, handball, pickleball, basketball, etc.)	51%	49%	40%	41%	53%	53%	42%	47%	46%	58%	44%	39%	50%	41%	46%

For each of the types of facilities or places provided by the City listed below, please tell us whether you think there is too much, too little or about the right amount of each to serve the needs of the community: (Percent "too little" or "far too little")	Length of residency in Lakewood			Housing unit type		Housing tenure		Race/ethnicity		Age			Sex		Overall
	5 years or less	6 to 15 years	More than 15 years	Detached	Attached	Rent	Own	White alone, not Hispanic	Hispanic and/or other race	18-34	35-54	55+	Female	Male	
Outdoor sports fields (e.g., soccer, football, softball, baseball, lacrosse, etc.)	36%	33%	27%	27%	38%	45%	25%	28%	44%	40%	35%	22%	34%	31%	32%
Hiking trails	43%	43%	40%	41%	43%	46%	40%	41%	44%	47%	41%	38%	39%	44%	42%
Mountain biking trails	36%	41%	30%	33%	37%	38%	33%	35%	36%	43%	35%	28%	32%	38%	35%
Horseback riding trails	36%	36%	27%	28%	37%	39%	27%	29%	37%	33%	28%	34%	36%	26%	32%
Places to fish	63%	51%	49%	44%	67%	65%	46%	51%	63%	69%	48%	47%	59%	49%	54%
Places for nature observation and exploration (e.g., wildlife viewing, bird watching, etc.) and other open space use	46%	43%	46%	43%	49%	53%	42%	44%	52%	48%	47%	43%	44%	47%	46%
Places to participate in winter sports (e.g., cross-	67%	70%	62%	65%	67%	62%	68%	68%	60%	74%	67%	58%	67%	64%	66%

For each of the types of facilities or places provided by the City listed below, please tell us whether you think there is too much, too little or about the right amount of each to serve the needs of the community: (Percent "too little" or "far too little")	Length of residency in Lakewood			Housing unit type		Housing tenure		Race/ethnicity		Age			Sex		Overall
	5 years or less	6 to 15 years	More than 15 years	Detached	Attached	Rent	Own	White alone, not Hispanic	Hispanic and/or other race	18-34	35-54	55+	Female	Male	
country skiing, snowshoeing, etc.)															
Indoor recreation centers	20%	26%	20%	22%	21%	23%	21%	20%	30%	17%	29%	19%	22%	23%	22%
Indoor fitness and dance facilities	25%	30%	22%	23%	28%	31%	22%	21%	39%	27%	29%	21%	29%	21%	25%
Indoor swimming pools	38%	40%	33%	36%	39%	41%	35%	34%	46%	38%	43%	31%	39%	35%	37%
Outdoor swimming pools	48%	51%	41%	44%	48%	49%	44%	43%	57%	54%	49%	37%	49%	42%	46%
Water spray parks	68%	60%	54%	59%	62%	61%	60%	58%	66%	74%	62%	47%	66%	55%	60%
Places to experience live performance	49%	45%	39%	36%	53%	55%	38%	39%	55%	56%	44%	35%	45%	42%	43%
Places to take arts classes	36%	38%	28%	27%	41%	45%	27%	29%	43%	44%	33%	27%	38%	25%	33%

Table 62: Question 12 by Respondent Demographics

(Percent "yes")	Length of residency in Lakewood			Housing unit type		Housing tenure		Race/ethnicity		Age			Sex		Overall
	5 years or less	6 to 15 years	More than 15 years	Detached	Attached	Rent	Own	White alone, not Hispanic	Hispanic and/or other race	18-34	35-54	55+	Female	Male	
Have you or anyone in your household tried any of Lakewood's recreational/arts programs that are geared toward older adults (e.g., programs at the Clements Community Center, aqua fitness or Silver Sneakers classes)?	7%	14%	27%	19%	14%	11%	19%	19%	10%	7%	4%	36%	19%	13%	17%

Table 63: Question 14 by Respondent Demographics

Percent "yes"	Length of residency in Lakewood			Housing unit type		Housing tenure		Race/ethnicity		Age			Sex		Overall
	5 years or less	6 to 15 years	More than 15 years	Detached	Attached	Rent	Own	White alone, not Hispanic	Hispanic and/or other race	18-34	35-54	55+	Female	Male	
Have you or anyone in your household registered for a City of Lakewood recreation or arts program, reserved a facility, secured a tee time or purchased a theater or event ticket in the last 12 months?	26%	40%	43%	42%	29%	23%	43%	36%	35%	30%	35%	41%	39%	32%	36%

Table 64: Question 16 by Respondent Demographics

Percent "excellent" or "good"	Length of residency in Lakewood			Housing unit type		Housing tenure		Race/ethnicity		Age			Sex		Overall
	5 years or less	6 to 15 years	More than 15 years	Detached	Attached	Rent	Own	White alone, not Hispanic	Hispanic and/or other race	18-34	35-54	55+	Female	Male	
How would you rate your most recent experience?	90%	93%	95%	94%	92%	94%	93%	93%	92%	89%	94%	95%	93%	95%	93%

Appendix D: Verbatim Responses to Open-ended Questions

Following are verbatim responses to the open-ended questions on the survey, sorted alphabetically. The verbatim responses were not edited for grammar or punctuation.

Question 2 (other): If you have NOT used one of the City's recreation or arts/cultural facilities listed above, why?

- 24 hour fitness.
- 24 hour fitness/ I run on trails for Green Mtn., Ape Mt. Falcon need better network trail.
- 55plus Art and Exercise at Carmody and Green Mtn need More
- 70 w/disabilities seeing hearing walking transportation.
- 84 yrs old and health hasn't been good. Plan to use link pad when done.
- 88 yrs old- not very active. I used those facilities for 35+ years. Loved them.
- 90 yrs old wheelchair bound.
- Afraid of areas/not safe at night; not much of interest
- Age & sick.
- Age 95 Heart Problems, No family relatives living close by.
- All classes and rec centers are too expensive. We have been living on one income for the past 2.5 years and have limited discretionary funds as taxes and food costs have gone up so much.
- All of the above.
- already using other recreation facilities
- Am planning by using Clements center.
- Attended reception at heritage center
- Bad knees can't walk much.
- Belong to a private gym
- belong to private athletic club
- Belong to private gyms, have 2nd home in mtns, kids grown
- Busy with other things.
- Carmody needs a hot tub.
- Carmody pool is too crowded when I can go, also the classes don't have times I can go. But hopefully that will change
- Casi no salemos a pagear.
- Clements closest & had classes i like the smaller center also i want hikes geared to seniors
- Cost of Lakewood Tennis Center is too high.
- Cou.
- Cravded size of facility.
- dealing with health issues
- Disability.
- Disabled
- don't golf or play tennis
- don't golf, workout at home, haven't made it a priority for arts
- Don't have kids to take to pools anymore, Do mot golf & tennis.
- don't know anything about them
- Don't like.
- Enjoy Belmar Park. Maybe next Winter will use Green Mtn rec center of affordable

- Events of L. cultural center theater are not of venue or quality curated[?] center degree[?] too small.
- Everything we've needed has been satisfied in the two locations we do use; being the closest to us.
- Fairly new to Lakewood and unaware of many of these facilities or what they offer
- Fees at tennis center.
- Fitness instructor @ 24 hour fitness.
- For exercise I go to closest facility which is not a Lakewood facility
- Full- time employment.
- Go when events are advertised
- Handicapped accessibility to pools. Activities not gear towards the disabled
- Have a pool in our neighborhood complex.
- Have not gotten around to it
- have not looked at catalog for classes
- Health reasons.
- Heritage center never seems to be open when I've tried visiting.
- History of falling.
- Hoping too soon.
- I am 85 cant go or do that.
- I am at the uppermost NE corner of Lakewood and Edgewater is a much closer (and NICER area) I wish Lakewood would let Edgewood go and be absorbed into Edgewater!
- I am blind and access to these sites are prohibitive. There is no sidewalk to the Washington Heights location, and there is no sidewalk along Yarrow to get to recreation center. There are no audible signals to access other park areas, and traffic is excessive, making crossing main arteries very difficult. There is also no easy way to get to Heritage Center, with no explicit crosswalk areas and no signage in braille to ensure I am going the correct way to enter.
- I am interested in using many facilities but haven't looked into them
- I am new to living in the area.
- I don't drive at night, so I couldn't get to some of the listed centers
- I go to 24 hr fitness
- I go to Wash Heights regularly. I get my exercise outdoors occassionally at Bear Creek Lake Park and at Belmar Park..
- I have a [?] membership.
- I have a Silver Sneakers card but do not like the Silver Sneakers only classes offered--they are too easy for me. Instead, I use Wheatridge Rec where Silver Sneakers cards can be used for all drop in classes in addition to classes labeled as Silver Sneakers.
- I have been to Golden and Wheat Ridges' Rec Centers, they just seem better.
- I have enjoyed the ones I have attended
- I have no interest in golf and I reach my exercise goals through more direct methods.
- I haven't taken the time to look into some. I do exercise classes elsewhere.
- I just retired - will use many of these facilities soon.
- I live in North Lakewood & the W.R. rec center is close.
- I looked up pools, but none are salt water and we're sensitive to chlorine
- I participate in programs offered at SW Yalsa which is the most convenient location for me.
- I prefer golden community center.
- I prefer outdoor recreation & I don't golf.
- I use Addenbrooke Park
- I use Addenbrooke Park. Why isn't it listed?
- I use BCLP frequently- senior pass.
- I use Bear Creek Green Belt for jogging. We also go to Kendrick Lake Park in the weekends.

- I use more outdoor facilities, although I support the facilities above/are important.
- I use the Link because it is closest to me tho I know Carmody offers more programs and equipment
- I use the ones closest to me.
- I use the W R rec. center for the silver sneaker program.
- I use those in my neighborhood
- I volunteer for JCOS and that takes up most of my free time.
- I walk dogs in Belmar or Addenbrook parks
- I was not aware of them and what they had to offer
- I would go to Lakewood cultural center, but don't know about what goes on there
- I would LOVE classical music in the Heritage Center Amphitheater. I like spin class but live walking distance from Carmody and have no desire to drive to Green Mtn at 5 am. I wish the new Carmody playground (it is looking AWESOME) had a splash pad with t. This way I could walk there with my 3-year old rather than having to drive 20 minute or more
- I would love too use all the facilities but don't have time right now. Lakewood offers a lot to keep active!
- I'm 83, i can't attend everything.
- I'm lazy
- In a wheelchair.
- In need of updating.
- Inconvenient hours/ too many kids.
- Indoor Tennis Courts would be great!
- I've only been in Lakewood 7 months . I plan to try the Rev centers but haven't had a chance to get there...but I will
- just arrived in Lakewood
- Just moved here a year ago.
- Just moved here and haven't been able to use the facilities yet
- Just moved here in December
- Just moved here.
- Just moved here.
- Just moved here.
- Just moved here. New to the area.
- Just moved to Lakewood this summer
- Just moved to Lakewood.
- Just need more time
- Just recently moved here.
- Kids is too young.
- lack of awareness in general
- Lakewood facilities tend to be crappier than ones in other cities. We drive elsewhere
- Limited physical capacities
- Limited time
- Location & amenities - Wheat Ridge and Apex are close to us, and Apex especially has a better aquatic set up
- Member of the YMCA.
- Mobility problem.
- Mostly lazy!!
- Mother of a 6 month old so I don't get out much haha. I tried to sign up for baby swimming lessons at the green mountain rec center but all the classes filled up right away. :(I tried asking them when the

next registration date is so I don't miss it but the lady there couldn't tell me. Just said maybe March or April.

- My children are one and three. Don't think the activities are appropriate.
- My Children have grown up. I work all the time to keep a roof over my head. I go to Wheat Ridge rec center for my workout needs because I am employed by the city of Wheat Ridge.
- My time with work
- N/A.
- N/A.
- N/A.
- Need indoor courts - desperately!!!
- need indoor tennis courts
- Need more communication on what is available.
- Need punch cards systems for vacations, illness don't work.
- Need to be [?]
- Need to commit to using these great resources. Have used them in the past, just not the past year.
- Need to make a concerted effort to understand the offerings
- Need more senior transportation and event days.
- needed courses not offered at this time
- New to Lakewood (8 months).
- New to the area.
- No babysitting option at center close to home
- No basketball courts
- No family bathroom in Morse park pool.
- No interest
- No interest.
- No need to use rec. center don't like golf.
- No time, have a private gym membership
- Not a golf nor tennis player. Never been to Morse Park Pool
- Not a golfer, use 24 hour fitness, no longer swim.
- not a priority
- Not a resident
- Not all are wheelchair accessible and not able to participate in some activities.
- Not enough advertising of what is available.
- not getting around to it, and using facilities in another ward
- Not informed/ not accustomed.
- Not interested.
- Not many Silver Sneaker classes offered.
- not the closest to me
- nothing is actually FUN
- occasion has not presented the advertised interest.
- Older without family.
- Only recently moved to Lakewood
- other places meet my needs
- Other rec centers were closer to home.
- Our inactivity.
- Outdated more geared towards senior citizens or toddlers
- Outdoor pool locations are not convenient for me and my family

- Plan to see shows at Lakewood cultural center this year. Don't use rec centers because I have other gym membership.
- please bring back drop in yoga. I work every other Sat, so I cant sign up for a class.
- Please do not send me any more surveys i am 81 year old & living in a retirement home.
- Prefer OUTDOOR recreation
- Recently moved from Louisiana
- Recently moved to Lakewood
- Recently moved to Lakewood
- Recently moved to Lakewood, planning on using during the spring/summer
- Recently relocated here.
- Recovering from medical issue.
- Retired and traveling.
- Satisfied w/ locations i use
- Satisfied with Carmody.
- Shower and swim
- Someone followed me home from a park and now walks by my house a neighbor noticed the walking by & pointed it out to.
- Sports official.
- Swimming areas inside are freezing
- Tend to use facilities/ parks closest to me.
- The green mountain pool I have heard is very cold.
- The ones I use are located closer to my residence
- There are not enough free public tennis courts. I don't like having to pay to use courts that were created with my tax dollars. All the courts belonging to schools are locked up and available to a chosen few.
- There are other similar options closer to home.
- To busy working can't afford rent \$ that's why these days.
- Too crowded
- Too dirty.
- Too young for silver sneakers, but retired on fixed income.
- Transportation issues for a handicapped woman
- Use facilities in other Denver Littleton cities.
- Use lazy river in Wheatridge.
- Use Planet Fitness, close to me & Silver Sneakers
- Use Wheatridge Rec Center, great pool and close to me, senior sneakers
- waiting for the Link RC to improve
- Warm water pool @ inconvenient location- only & in city.
- Was not aware of these facilities - not sure if applicable for my 15 month old child or our schedules
- We just moved here but plan to use.
- We need free public tennis courts
- We need to be using; old age and illness slow us down.
- We use to exercise at Carmody, attend another Club USA now.
- We used to use the Tennis Center until the fees were imposed.
- We were really disappointed with city of Lakewood's Dance program. My daughter walked in full of confidence and left w/ a crushed spirit. It's well worth the extra money to go anywhere else (city of Golden rec, Foothills parks & rec, misc dance studios). everyone I've talked to has had a similar experience. It was several years ago, but I hear its still the same.

- We will probably use more of the rec centers in the future. We just haven't had a chance to fit them into the toddler schedule quite yet.
- We would definitely use rec center facilities but had no idea they existed.
- We'd like less crowded places due to disabilities
- We've heard good things about these facilities! we are working too much have little to no time- plus our town has a workout room & we walk our dog- pool in summer @ home.
- Wheat Ridge Rec Center
- Wheat ridge rec is a lot better.
- Wheat Ridge Rec. Center is closer to my house and it is a great facility.
- Wish Whitlock had climbing!! and a real pool. Would love to see daytime classes for homeschool kids. We drive to Foothills district for day classes and they're packed!
- Work 7 days a week to stay afloat.
- work and take care of disabled spouse
- Work for City of Golden where as an employee, we can use their recreation center at no cost
- Work too much for too less, thanks Obama.
- Would like indoor tennis courts
- Would love if Whitlock had more for teens
- Would play tennis if indoor court
- would use if notified of events and times
- Wow will look into this now!

Question 4a: If you think user overcrowding is a problem – at which park(s) or facility/facilities?

- ? I said it wasn't a problem
- 2
- 9th and garrison
- A few times we have been to Lakewood Park on Kipling and it was SO packed we couldn't find a table, plus the bathrooms are HIDEOUS. Completely unacceptable!!
- Addenbrook
- Addenbrook playground picnicking facility is always overcrowded and the play set is old and outdated. Not fun for kids 6 to 10!
- Addenbrook, Morse Park Pool
- Addenbrooke
- Addenbrooke
- Addenbrooke
- Addenbrooke (on summer weekends - it's impossible to park)
- Addenbrooke and Morse (parks); Carmody and Green Mtn rec centers
- Addenbrooke Kendrick lake
- Addenbrooke on weekends
- addenbrooke park
- Addenbrooke Park
- Addenbrooke Park
- Addenbrooke Park
- Addenbrooke Park
- Addenbrooke Park
- Addenbrooke park in the summer on weekends
- Addenbrooke.
- Addenbrook in summer sports season, Off-leash dog park

- Adequate parking is major problem at parks & facilities where & when youth baseball, football, soccer, etc games are played.
- Alameda pkwy dog park
- All
- All I've been to recently
- All Jeffco Open Space Areas
- All of the recreation centers (GYM's) on the weekends. Seems like Lakewood is catering to retirees by scheduling pickleball on the weekends. Most pickleballers seem to be retirement age and likely have more free time than working class or students.
- All of the recreation centers I attend are crowded.
- All of the trails have become overcrowded in the last several years.
- All of them
- All of them
- All of them- minor problem.
- All of them.
- All of them. There are too many people that have moved here.
- All parks I have been to.
- All the parks need to put more of the Coyote Decoys to get rid of the Geese. We cannot even walk on the sidewalks because of the Geese poop.
- all, and with the new apartments/housing being crammed in lakewood, will probably get worse.
- Almost all of the parks that I use
- any that have soccer and football leagues
- Anywhere there are ball fields -lakewood could use more
- Apex park - that might not be lakewood though
- Aquatics. Lane swimming is being used more and more. We need more space (look at VMAC in Northglenn)
- At Belmar Park equestrian use is consistently crossing rejuvenating areas and sometime intrude on concrete & pedestrian walks.
- at most facilities during Summer
- Attenbrooke Park
- Aviation
- barr park
- Basketball courts at Green Mountain and Carmody can be crowded. Pool at Carmody can be crowded.
- BCCP
- BCL Park / Green Mtn are very crowded. It is almost useless to go on the weekends
- BCLP & Whitlock
- BCLP during summer, Whitlock after work hours
- bclp during the summer at the beach...per car load pricing is insane as well as the way capacity is defined
- BCLP events like races. They should be banned from that park. Just creates insensitivity and lack of awareness among visiting race people that they are visitors to an ecosystem with animal inhabitants.
- BCLP summer
- BCLP summer weekend
- BCLP swim beach
- BCLP, GM Rec Center and Green Mountain, but that is a Jeffco issue. Point is, Lakewood would benefit from more outdoor parks and trail systems.
- BCLP, Link, Morse Park, Heritage and Cultural center during special events
- beach area at Bear Creek in the summer!!!!

- Beach at Bear Creek
- Bear Creak Park
- bear creek
- Bear creek
- Bear creek
- Bear Creek
- bear creek
- Bear creek
- Bear creek
- bear creek
- Bear creek
- Bear Creek
- Bear Creek
- Bear Creek
- Bear Creek
- Bear Creek
- bear creek
- Bear creek
- Bear Creek
- Bear Creek
- Bear Creek
- Bear creek
- Bear Creek
- Bear Creek
- Bear Creek (on weekends only)
- Bear Creek (Soda Lake)
- Bear Creek / soda lake beach
- bear creek beltway
- Bear Creek Bicycle Trail
- bear creek bike path
- Bear Creek Bike Path
- Bear creek bike path
- Bear creek bike path on summer weekends
- Bear Creek during the summer
- Bear creek greenbelt
- Bear Creek Greenbelt
- Bear Creek Greenbelt
- Bear Creek Greenbelt
- Bear Creek Greenbelt.
- Bear Creek in the summer
- Bear Creek in the summer.
- Bear Creek Lake
- Bear Creek Lake
- Bear Creek Lake
- Bear Creek Lake
- Bear creek lake
- Bear Creek lake

- Bear creek lake
- Bear creek lake
- Bear creek lake
- Bear creek Lake
- Bear Creek Lake car traffic in summer
- Bear Creek Lake in the summer
- Bear Creek Lake Park
- Bear Creek Lake Park
- Bear Creek Lake Park
- Bear Creek Lake Park
- Bear Creek Lake Park
- Bear Creek Lake Park
- Bear Creek Lake Park
- Bear Creek Lake Park
- Bear Creek Lake Park
- Bear Creek Lake Park
- Bear Creek Lake Park
- Bear Creek Lake Park
- Bear creek lake park
- Bear Creek Lake Park
- Bear Creek Lake Park
- Bear Creek Lake Park
- Bear Creek Lake Park
- Bear Creek Lake Park
- Bear Creek Lake Park
- Bear Creek Lake Park
- Bear Creek Lake Park
- Bear Creek Lake Park
- bear creek lake park
- Bear Creek Lake Park
- Bear creek lake park
- bear creek lake park
- Bear Creek Lake Park
- Bear Creek Lake Park
- bear creek lake park
- Bear Creek Lake Park
- Bear Creek Lake Park
- Bear Creek Lake Park
- Bear Creek Lake Park
- Bear Creek Lake Park
- Bear Creek Lake Park
- Bear creek lake park
- Bear Creek Lake Park
- Bear Creek Lake Park
- Bear Creek lake park
- Bear Creek Lake Park
- bear creek lake park
- Bear Creek Lake Park
- Bear Creek Lake Park
- Bear Creek Lake Park
- Bear Creek Lake Park

- Bear Creek Lake Park - between bicycles and pedestrians on the trails
- Bear Creek Lake Park - occasionally.
- Bear Creek Lake Park (summer)
- BEar creek lake park and Green mtn park
- Bear Creek Lake park at the beach & the lake during summer months.
- Bear Creek Lake Park at times
- Bear creek lake park beach
- Bear Creek Lake Park beach
- Bear Creek Lake Park beach
- Bear Creek lake park beaches
- Bear Creek Lake Park beaches and reservoirs.
- Bear Creek lake Park can get overcrowded at the beach
- Bear Creek Lake Park during holiday weekends! and Green Mountain trails during nice weekends
- Bear Creek Lake Park in semmer at the beaches, Green Mountain (WF Hayden park) most of the time
- Bear creek lake park in Summer
- Bear Creek lake park in summer.
- Bear creek lake park in the summer
- Bear Creek Lake Park in the summer
- Bear creek lake park in the summer does not have enough rental equipment and the beach is extremely crowded.
- Bear Creek Lake Park in the summer.
- Bear Creek lake park is a wonderful facility for our city- needs more campsite to attract more overflow from Chatfield and should have more amenities to congestion.
- Bear Creek lake park on a weekend
- Bear Creek lake park on holidays
- Bear Creek lake park on the weekends
- Bear Creek Lake park on the weekends (the line at the entrance is TOO LONG
- Bear Creek Lake Park on weekends
- Bear Creek Lake Park Swim Beach
- bear creek lake park swimming beach
- Bear Creek Lake Park, Bear Creek Trail, Green Mountain
- Bear Creek Lake Park, Carmody
- bear creek lake park, dinosaur ridge, lair 0' the bear
- Bear Creek Lake Park, Forsberg/Green Mountain
- Bear Creek Lake Park, Green Mt
- Bear Creek Lake Park, Hayden-Green Mountain
- Bear creek lake park, Lair o' the bear
- Bear Creek Lake Park, open pools during winter season (because of staff shortage.)
- Bear creek lake park, stone house park
- Bear creek lake park.
- Bear Creek lake park.
- Bear Creek lake park.
- Bear Creek lake park.
- Bear Creek lake park.
- Bear creek lake park.
- Bear Creek Lake Park; Bear Creek Bike Trail; Hayden/Green Mtn Park; Iron Springs Dog Park
- Bear Creek Lake Park; Green Mountain
- Bear Creek Lake State Park

- Bear Creek Lake swim area
- Bear Creek Lake Swim beach
- Bear Creek Lake trail is difficult for pedestrians due to fast and heavy bike traffic.
- Bear Creek Lake, Bear Creek trail
- Bear creek lake, bear creek trail
- Bear creek lake, Green Mountain Park
- Bear Creek lake.
- Bear creek lakes
- Bear Creek Lake Park
- Bear Creek Open Space on the weekends---never has parking
- Bear Creek Open Space walking/biking trail, Bear Creek Lake Park Beach
- Bear Creek Park
- Bear creek park
- BEAR CREEK park
- Bear Creek Park
- Bear creek park
- bear creek park
- Bear creek park
- Bear Creek Park - Green Mtn Open Space - Belmar Park
- Bear Creek Park - too many races that close trails or makes trails unusable
- Bear creek park and lake
- Bear creek park. Soda lake beach
- bear creek reservoir
- Bear creek state park
- Bear Creek State Park
- Bear Creek State park is very crowded during holidays
- Bear Creek state park.
- Bear Creek swim beach
- Bear Creek swim beach is over crowded
- Bear creek trail
- Bear Creek trail
- Bear Creek trail
- Bear Creek trail
- Bear Creek trail
- Bear creek trail
- Bear Creek Trail - very popular and there is some conflict because of wide spectrum of users. Demand exceeds supply and width of this facility in particular.
- Bear creek trail & park,
- bear creek trail , belmar park, kendrick lake,
- bear creek trail, carmody exercise machines, link gymnastics classes (fills too quickly)
- Bear Creek Trail, Rock House area
- Bear creek trail.
- Bear Creek Walking / Biking Path.
- Bear Creek walking/biking trails - cannot walk two abreast due to the number of bikers.
- Bear Creek when there are cycle events.
- Bear Creek, Dog parks (I think we need more) more indoor pools (lap lanes get crowded) or are unavailable due to classes or team training.
- Bear Creek, Green Mtn.

- Bear creek, Morse park, sometimes crown hill
- Bear creek.
- Bear Creek.
- Bear Creek.
- Bear lake park
- Bear Lake Park
- Bear park lake.
- Bear valley
- Belmar
- Belmar
- BelMar
- Belmar
- Belmar
- Belmar
- Belmar
- Belmar
- Belmar
- Belmar
- Belmar
- BELMAR - KENDRICK LAKE -
- Belmar Lake
- Belmar Library
- Belmar Park
- Belmar park
- Belmar Park and Open space near Wright st and W Jewell ave
- Belmar park behind library.
- Belmar Park can be terribly crowded during warm evenings and summer weekends
- Belmar Park Due to pokemon go players not paying attention .
- Belmar Park during Pokemon Go climax
- Belmar Park is incredibly busy, but I hesitate to say it's a problem - everyone loves open space and it's the only place nearby.
- Belmar Park, Addenbrook
- Belmar Park, Carmody, Bear Creek
- Belmar park, Green Mtn trails, Carmody Rec Center
- Belmar, also green mountain gets a LOT of use
- Bicycle! hiking conflicts @ G M Hayden Park & Bearcreek lakes.
- Bicycle/ pedestrian on ARN mtn trails.
- Bikes on Green mtn trail; not enough off- leash dog parks.
- Both Carmody & link are single too small for fitness.
- camody
- Camody, but only during leagues
- Cant remember
- Can't think of one.
- Caramody rec center
- Carmady
- Carmichael at times, BCLP
- Carmody

- Carmody
- Carmody
- Carmody
- Carmody
- Carmody
- Carmody
- Carmody
- Carmody
- Carmody
- Carmody
- Carmody
- Carmody
- Carmody
- Carmody
- Carmody
- Carmody
- Carmody
- Carmody & green mountain.
- Carmody @ times-need a bigger gym facility.
- Carmody and Green Mountain Rec. Ctrs.
- Carmody and Whitlock at certain times
- Carmody and Whitlock rec centers.
- Carmody indoor pool lap lanes during busy times
- Carmody indoor track
- Carmody Morning Bodypump 5:30
- Carmody needs more rooms for classes = etc.
- Carmody Pool
- Carmody pool
- Carmody pool
- Carmody pool - need more aquatic facilities for a competition swimming / training
- Carmody pool during summer. Entrance to Bear Creek Lake Park.
- Carmody Rec
- Carmody Rec
- Carmody rec- & Beech creek (great to see lots of people at Carmody- but does get crowded at times. Seems like \$ are being spent on playground in regard to expanding services.
- Carmody Rec can get pretty busy. The locker rooms are where I see the overcrowding
- Carmody Rec Center
- Carmody Rec center
- Carmody Rec Center
- Carmody Rec Center
- Carmody rec center
- Carmody Rec Center
- Carmody Rec Center
- Carmody Rec Center
- Carmody Rec Center
- Carmody Rec Center
- Carmody rec center & Bear Creek bicycle trail
- Carmody rec center is definitely seeing a lot more use than several years ago. Some days, it can be a challenge to find a place to work out.
- Carmody Rec Center Saturday morning Zumba classes

- Carmody Rec Center trying to crowd too many participants on some classes (yoga for one)
- Carmody Rec Center, Crown Hill Park, Morse Park and Morse Pool
- Carmody rec center.
- Carmody Rec Ctr. needs more rooms for exercise, etc.
- Carmody Recreation
- Carmody Recreation Center
- Carmody Recreation Center
- Carmody Recreation Center
- Carmody recreation center
- Carmody Recreation Center and Bear Creek Lake Park
- Carmody Recreation Center, Green Mountain Recreation,
- Carmody, Bear Creek Lake
- Carmody, Kendrick Lake Park
- Carmody, tennis center
- Carmody, trails in foothills
- Carmody...Especially Saturday morning zumba
- Carmody/ Bear Creek lake park.
- Carmohy, Charles whitlock.
- Carmondy
- Carmondy
- carmondy
- Carmondy and the link
- Carr and 20th
- Charles Whitlock pool
- Children's gymnastics classes
- City lakes
- Clement
- Clemments
- close in hiking/biking spots, like near Red Rocks up through Evergreen area. Local park - O'Kane is quite busy with large parties all summer.
- Conflicts on city trails are between pedestrians w/ dog on or off leash & bicyclists not crowded, one person allowing their dog to harder all over trail is a hazard.
- Conflicts w/horses & bikes - Not included above - Bicyclists don't understand horses.
- Cottonwood park, Kendrick lake park, Carmody Rec. Center.
- Coyote Gulch
- Coyote Gulch park (at times), Forsberg Iron Spring Dog Park, Kendrick Lake Park
- Coyote Park
- Coyote, Bear Creek
- Crown Hill
- Crown Hill
- Crown hill
- crown hill
- Crown Hill
- Crown Hill
- Crown Hill
- Crown hill on the weekends or any park.
- Crown hill, we have a lack of parks is NW Lakewood.
- Crowne Hill Park

- Cultural center
- Cultural Center
- Depends on the day
- Depends on the time and day
- Do geese count?
- Dog Park
- Dog park
- Dog park at Forsberg Park - lots of noise, conflict, and erosion going on. Most rec. centers seem to be at capacity already.
- Dog park at Forsberg Park is completely overrun, noisy, and covered in dog waste as well as blowing dust and dirt is a major problem. All rec. centers are at capacity and we need more.
- dog park at green mountain
- Dog park near Solterra- too small, overall used, not safe.
- Dog park near Solterra, Green mountain trails, and addenbrooke
- Dog park on Alameda, Bear Creek lake (summer).
- Dog park, Addenbrook
- Dog park, open space, soccer fields
- dog parks
- dog parks
- Dog parks
- dont know
- Dont know
- Don't know
- Don't know
- Don't know
- don't know
- Don't Know
- Don't know
- Don't know
- Don't know
- Don't know
- Don't know
- Don't know
- Don't know of any since I hike primarily on Green Mountain and use the Green Mtn Rec Center for exercise.
- don't know, maybe pools
- Don't know.
- dont really know any in Lakewood
- don't think it is a problem
- Don't think there's a problem
- don't think this is a problem
- Don't use them.
- Don't use.
- Don't walk Bear Creek trail due to bikers.
- don'tknow
- During school events has been an issue.
- Elk Meadow Dog Park, Foresberg-Ironspring Dog Park

- green mountain
- Green Mountain
- Green mountain
- Green Mountain
- Green Mountain
- Green Mountain
- Green mountain
- Green Mountain
- Green mountain
- green mountain
- green mountain
- green mountain
- Green Mountain
- Green Mountain - Hayden Park, Bear Creek Lake Park
- Green Mountain - too many cars, not enough spaces
- Green mountain & Bear Creek park.
- Green Mountain (at times)
- Green Mountain (William Frederick Hayden)
- Green mountain / Hayden
- Green Mountain and Forsberg Dog Park
- Green mountain bear creek beach
- Green mountain dog park
- Green Mountain Florida Entrance
- Green mountain getting more crowded with nearby residential growth
- Green Mountain hayden Park
- Green Mountain Hayden Park
- Green Mountain Hayden Park
- Green Mountain- mostly bikers overusing and rutting the trails
- Green mountain- need more trails.
- Green Mountain O. Space
- Green Mountain on the weekends
- Green mountain open space
- Green Mountain Open Space
- Green Mountain open Space
- Green Mountain Open Space -- too many bicyclists
- Green Mountain Open Space & Bear Creek
- Green Mountain Open space gets so crowded I have to plan when to go. But that is probably ok because people are getting out
- Green Mountain open space needs to double its trail system
- Green Mountain open space on weekends and summer.
- Green Mountain Open Space Trail
- Green Mountain Open Space, Bear Creek Lake Park
- Green mountain open space.
- Green Mountain Park
- Green Mountain Park
- Green Mountain Park
- Green Mountain park is severely overcrowded. I've heard the dog park on Alameda parkway is also severely overcrowded.

- Green Mountain Park.
- Green mountain park. Foxhollow.
- Green mountain park/ trails, bear creek lake in summer.
- Green Mountain parking lot
- Green mountain parks on certain days but mostly not a problem
- Green Mountain rec
- green mountain rec
- Green Mountain Rec
- Green Mountain Rec and Carmody Rec
- Green Mountain Rec Center
- Green mountain rec center
- Green Mountain Rec Center - Pickleball
- Green Mountain Rec Center Essentrics class needs bigger space to meet in
- Green mountain rec. Green mwt is great.
- Green mountain trail, carmody rec center, kendrick lakes park, belmar park
- green mountain trails
- Green mountain trails
- Green Mountain Trails
- Green mountain trails off of alameda. Nice days you can't even park and half the plates are Denver!!
- green mountain trails(bicyclists)
- Green mountain trails, forsberg dog park
- Green mountain trails. conflicts with hikers and bikes.
- Green Mountain weekends
- Green Mountain, Apex
- Green mountain, bear creek lake
- Green Mountain, Bear Creek Lake Park
- Green Mountain, Bear Creek Trail (parking off of Kipling St.)
- Green Mountain, but only at certain times - i.e. early Saturday mornings or gym floor time
- Green mountain, carmody rec center
- Green Mountain, Carmody Rec.
- Green Mountain, Kendick Lake, Bear Creek Lake Park
- Green mountain.
- Green mountain.
- Green mountain.
- Green mountain.
- Green mountain. Too many MTN bikers Fosberg dog park is too small/ too much dirt.
- Green Mountain/Hayden Park
- Green Moutain
- Green mt parking @ trail heads.
- Green mt.
- Green Mt. - indoor Pickleball
- Green mt. & Whitlock Rec. centers.
- Green mt.- cyclists rude/ dangerous!
- Green Mt. trails/ hikers and bikers both on sametrails. Usually the hiker has to move, some polite bikers, but few.
- green mtn
- Green Mtn
- Green Mtn

- Green mtn on weekends.
- Green Mtn open space
- Green mtn trails
- Green MTN trails.
- Green Mtn. Rec Center at times
- Greenbelt
- Griffith Park, Mt. Falcon bear Creek Heritage.
- Harden Green mountain park, Matthews winters trails
- Harlan & Alameda
- harvey park
- have not experienced it at all anywhere
- have not experienced overcrowding in Lakewood parks
- Haven't had a problem.
- Haven't had an issue with this
- Haven't seen any overcrowding.
- Hayden
- Hayden
- Hayden green mountain
- Hayden Green Mountain
- Hayden Green Mountain
- Hayden Green Mountain
- Hayden Green Mountain Park at times is very crowded with groups and bikers hikers sharing the same trail.
- Hayden Green Mountain Park trail heads along Alameda
- Hayden Green Mountain Park, Carmody parking lot
- Hayden Green Mountain trailhead / Mathew Winters Park Trailhead
- Hayden Green Mountain, Bear Creek Lake in Summer
- Hayden Green mountain.
- Hayden Green Mtn
- Hayden Green Mtn Park
- Hayden GreenMountain park
- Hayden Open Space
- Hayden Park
- Hayden Park
- Hayden park
- Hayden park in Green mountain.
- hayden park, bear creek laje park
- Hayden park, carmody, green mtn rev
- Hayden/ Green mt,
- Hayden-Green Mountain
- Heritage center and belmar. Not all the time obviously, but during events I stay away because of the difficulty getting there.
- Heritage Park during events like The Cider Days Festivals. Buying advance tickets and getting into event, big mess.
- hiking trails
- Hiking Trails - All Of Them Are Over Used!
- homeless people sleep at Westland park
- I am not aware of overcrowding at any parks or facilities.

- I answered "don't know"
- I answered "don't know" ???
- I answered that it was not a problem
- I believed I marked I didn't think it was a problem.
- I chose don't know.
- I did not indicate there was user overcrowding.
- I did not say that
- I do not know
- I do not know.
- I do not recall feeling that any facility was overcrowded when I used it in the past 12 months.
- I don't
- I don't
- I don't
- I don't
- i don't experience over-crowding
- I don't hence my answer of not a problem
- I don't know
- I don't know
- I don't know
- I don't know.
- I don't know.
- I don't think it is a problem
- I don't think it's a peoblem
- I don't think it's a problem
- I don't think there is a problem
- I don't think there is a problem.
- I don't think there is a user overcrowding problem at the facilities I use
- I don't think there is overcrowding
- I don't, I answered "not a problem"
- I haven't experienced the problem at the facilities we use.
- I hear it is at Greene Mountain but I don't know first hand
- I identified it as not a problem at Lakewood park tennis center and golf courses
- I indicated in previous question I do not see this as a problem
- I marked this because of my experiences at Cider Days, when the lines for admission were so long due to computer glitch
- I put unknown
- I replied that it was not a problem.
- I responded it is not a problem
- I said don't know
- I said it wasn't
- I said not a problem
- I think it is NOT a problem
- I think usage at the parks is ok
- I use Bear Creek Lake Park and Stone House Park the most. No overcrowding at those.
- I was thinking about Green Mountain. However, I now am thinking this is Jeffco open space versus city.
- I'm not sure.
- Iron mountain dog park

- It is not a problem at any of the facilities that I use.
- It is not a problem to me, see previous answer
- It would be great to have an indoor tennis facility
- It's not a major problem to me but I wouldn't want mountain bike on Green Mountain on mid mornings on weekends and that after work time in early evenings either.
- It's not a problem.
- I've only been to Bear Creek Lake Park twice and it was busy. Foothills park gets overrun by the bigger kids after school and they don't always watch out for the younger kids. We just don't go there due to that and the way kids use profanity.
- Jackson park, Kendrick Lakes, the Link
- Just minor occasionally O' Kane.
- Just more people than I like - and long ago was great
- Just recreational centers period. There should be more options and even a ymca should be closer than arvada
- Kendrick Lake Park
- Kendrick
- Kendrick
- Kendrick Lake
- Kendrick Lake
- Kendrick Lake
- Kendrick Lake
- kenderick lake
- kenderick lake
- Kendrick Lake
- Kendrick Lake
- Kendrick Lake
- Kendrick Lake (especially tables), Carmody Rec (soccer, classes, & work out area)
- Kendrick Lake (needs more parking)
- Kendrick Lake and recently the Bear Creek Green Belt
- Kendrick lake Carmody Rec (sometimes).
- kenderick lake is always very popular.
- Kendrick lake park
- Kendrick Lake Park
- Kendrick lake park
- Kendrick Lake Park
- Kendrick lake park
- Kendrick lake park
- Kendrick Lake Park
- Kendrick Lake Park
- Kendrick Lake Park playground area
- Kendrick Lake Park, any park on weekends - a family reserves a picnic table for a party and 50 people show up. Trash everywhere
- Kendrick Lake park, sometimes Meadowlark park
- Kendrick lake park.
- Kendrick lake park.
- Kendrick lake.
- kenderick lakes
- Kendrick Lakes

- kendrick lakes
- Kendrick Lakes but with the new park at Carmody that will help, except I can see that becoming the new place to go!
- Kendrick Lakes Park
- Kendrick lakes park
- Kendrick Lakes Park, Morse park pool,
- Kendrick Lakes, Belmar
- Kendrick Park, Carmody (at times)
- Kendrick, Okane
- Kendricks Lake
- Kendricklk
- Kipling area parks, Belmar play area , O'Kane with non residents and schools using the grassy area for activities
- Kunitz Lake at Belmar Park
- Lair of the Bear
- Lair of the bear.
- Lakeside
- Lakewood Park Tennis Courts could use one or two more tennis courts. The Evergreen High School tennis team would use them more if there was more availability (our courts are snowed over more often)
- Lakewood City Park (Kipling and Alameda) and Addenbrooke (Garrison and Alameda) can both get very busy.
- Lakewood Cultural Center when there's an activity and the park between Kipling and Garrison north of Mississippi.
- Lakewood Estates Park, Kendrick Lakes Park, Lasley, Park, O'KanePark, Morse Park.
- Lakewood heritage center summer events
- Lakewood Library and the Link
- Lakewood link pool
- Lakewood Link pool
- Lakewood link pool
- Lakewood link Rec center. I go there no more.
- Lakewood link rec.
- lakewood park
- Lakewood Park
- Lakewood Park
- Lakewood Park
- Lakewood Park
- Lakewood Park
- lakewood park
- Lakewood Park
- Lakewood Park - need indoor courts, sometimes parking is problem in summer
- Lakewood park and tennis
- Lakewood Park is not over crowded - but VERY used. It's a wonderful park. And, the managed tennis facility under Hitman Sports Management is a wonderful addition!
- Lakewood park tennis center
- Lakewood park tennis center at times
- Lakewood Park, Addendbrooke Park
- Lakewood services center.

- Lakewood Tennis Park
- Lap swimming lanes at Green Mountain Rec Center are often full with people waiting during open lap swim hours
- Lasley
- link
- Link
- Link
- Link pool
- Link pool overcrowded
- Link Pool.
- Link Rec Center
- Link rec pool and some splash parks
- Link Recreation Center
- Link swimming pool.
- Links Rec
- Loiters teens & adults on Bear Creek trail east of Kipling.
- Main Reservoir
- Main Reservoir
- Many
- Mathew Winters
- Mathew Winters
- maybe bear creek greenbelt / crown hill
- Maybe Belmar park around the lake. Vegetation is being trampled. People don't stay on the trails.
- Minor @ Bear Creek Lake Park - Only Beach In summer - Overall Awesome.
- Minor issue in my view, but not specific except Bear Lake is very busy in summer
- Minor problem in that it is always nice to have more space. Overall, I think Lakewood manages the parks well and efficiently. Sometimes at parks like Addenbrooke the parking lots are overwhelmed with baseball attendees and it is cramped to park to use the park itself.
- More of a problem in Jeffco Parks than Lakewood City Parks. Could use more parking at the Main Reservoir off Kipling and Florida.
- More park is often very heavily used, but that probably a positive.
- Morris Park
- Morris Park Pool
- Morris park, belmar park, lasley park
- Morse
- morse
- Morse (Mostly on weekends either picnicing groups or sporting activities)
- Morse on Saturdays
- Morse Park
- Morse Park
- Morse Park
- Morse park
- Morse park
- Morse Park
- Morse park
- Morse Park
- Morse Park in the summer

- Morse park on walking trail, has problems when ball fields are used, they over flow onto walking areas.
- Morse Park pool
- Morse Park Pool
- Morse park pool.
- Morse Park pool.
- Morse Park, Bear Creek Lake Park
- Morse Park, Forsberg Dog Park, Green Mountain Rec Center
- Morse park, Green Mountain Rec, Carmody & Whitlock at peek times.
- Morse Park, Green Mountain/Hayden, Forsberg
- Morse swimming pool.
- Morse, green mountain
- Most
- most all of the rec centers
- Most all the open spaces, & places like the Bear Creek Greenbelt off Yale & Garrison/Estes
- most I visit have maxium use, it is just over loved open space by increasing population
- Most tennis courts areas, Kendrick lakes
- Mostly on trails on weekends.
- Mt. Falcon,
- My answer was I don't know
- n/a
- n/a
- n/a
- n/a
- n/a
- n/a
- N/A
- N/A
- N/a
- N/A
- N/A
- NA
- NA
- na
- NA
- NA
- Near Lockwood
- near the culturasl center and library at belamr
- no
- NO
- No
- NO
- no
- no idea
- No problem
- No.
- None
- None

- none
- None
- None
- none
- None
- None
- None
- None
- None
- None
- none
- none
- none
- none
- None
- none
- None
- None
- none
- None
- None
- None
- none
- None
- None
- none
- none
- None
- none
- none
- none
- None
- none
- None
- None
- None
- None
- none
- none
- None
- None
- None
- none

- none
- none
- none
- None
- None
- none
- none
- None
- none
- None
- None
- None
- None
- NONE
- None
- none
- None
- none
- None of the ones near my house
- none that I know
- None that I see
- None that I use that I am aware of.
- None that I use.
- None that I'm aware of
- None.
- None. Your link is broke, I marked Not a problem on the page before.
- Not a problem
- not a problem
- not a problem
- Not a problem
- Not a problem
- Not a problem
- Not a problem
- not a problem
- Not a problem
- Not a problem
- Not a problem that I've seen
- Not a problem.
- Not anproblem
- Not any that I go have user overcrowding.
- Not aware of any
- not aware of problems
- Not bothered with overcrowding
- Not enough parking at Carmody Rec Center
- Not enough pickleball facilities indoors. Green Mt outdoor courts have not portable potty = people urinate in bushes! Seem if pickleball is on the rise, more focus would be on having enough designated locations to handle demand.
- Not much of a problem
- Not qualified to answer this question.

- Not sure
- Not sure
- Not sure
- Not sure.
- Not sure. Not really a problem
- Not yet, but with the influx of building and new people it will start occurring.
- O'Kane Park at rental areas
- occasionally parks on very nice days, Bear Creek Lake Park on summer days
- Occasionally, O'Kane is quite crowded.
- O'Conner
- Off-leash dog park--parking now too small at times
- Okaine
- okane
- Okane
- Okane
- Okane
- Okane
- O'Kane
- O'kane
- O'Kane
- O'Kane & Ray Ross
- O'Kane is used a lot for huge parties which leave a lot of trash behind. No sure if they are Lakewood residents, but that's not a big issue, I guess.
- Okane on weekends
- Okane Park
- Okane park
- Okane park
- Okane park
- O'Kane Park
- O'Kane Park
- O'Kane Park
- O'Kane park
- O'Kane Park
- O'Kane park
- O'Kane park and softball season at Washinhton heights
- O'Kane Park on weekends
- O'Kane park on weekends in the Summer
- O'Kane park pavilion availability.
- O'Kane park playground sometimes
- O'Kane park- users don't respect facility.
- O'Kane Park, Addenbrooke Park, Belmar Park
- O'Kane Park, Lair 'O the Bear,
- OKane park, Ray Ross park
- O'Kane Park, Sister City, @ times Bear Creek Lake Park,
- O'Kane park.
- O'Kane, Bear Creek
- Okane, Belmar, splash parks (all)
- O'kane, Kendrick lake.

- O'kane, stone house, belmar park
- O'Kane.
- O'Kane.
- O'kane. Parking on weekends is nuts and overuse for volleyball is creating a lot of wear and tear. Glad the park is getting well utilized!
- On a nice day...there are a lot of people using the trails on Green Mountain. Lot's of bikes and pedestrians.
- On nice days, Green Mountain is always busy. Also, I see a lot of dog waste bags left on the sides of the trails.
- Only during Cider Days :)
- Only go during the weekdays
- Only on high-traffic peak times - pools - even then it's not bad. Should be expected.
- Open leash dog park
- open space parking
- Outdoor facility @ Heritage center- summer concerts.
- outdoor pools - we need more
- park along Alameda directly south of Green Mtn
- Park at Carr and 13th
- Park near Deane elementary
- Parking at Bear Creek Lake Park and Green Mountain.
- parking at Carmody Rec
- Parking at Crown Hill is often difficult after work and on weekends.
- Parking space at most facilities especially weekends/ holidays.
- Parks with water activities.
- Parts of the Bear Creek Trail (paved), especially between Old Kipling and Wadsworth
- Pickleball at Whitmore
- Pickleball facilities are definitely overcrowded during the winter.
- playgrounds and at the pools
- Ponds used for fishing are over-pressured and understocked.
- Pool areas
- Pool at green mountain rec center
- Pool availability at the rec centers for teams, it seems additional pool/pools are needed. In addition trails/mtn biking can be over crowded. However, typically this is seen more on the weekends and summer time.
- Pools
- Pools and playgrounds
- Previous answer = don't know
- Psonally all of Lakewood is overcrowded and we have too many people
- Public pools
- Ray Ross in the summer with the water park. The amount of trash left behind by these users is disgusting
- Ray Ross Park
- Ray Ross Park
- Rec centers
- Rec centers
- recreationcenters
- Saturday am Carmody.
- Scheduling for Addenbrooke - need more covered areas

- Shake parks
- Situational
- Sloan's Lake
- Soda lake
- Soda Lake beach in Bear Creek Lake Park
- Soda lake in Bear Creek
- Solo algunas veces, en los fines de semana, O'Kane Park.
- soltera dog park, Hayden Park
- Some days, Bear Creek MULTI-USE path (NOT "Bike path"). Green Mountain trails are overused. The public needs to be educated on trail care -- muddy trail use destroys trails.
- Some of the rec centers
- some parks on sunny days seem very full
- Some pickleball times at Carmody, GMRC and CWRC.
- Sometimes at Carmody
- sometimes at indoor pickleball courts, Green Mountain
- Sometimes Bear Creek Trails
- sometimes Crown Hill and Bear Creek Trail but usually not too crowded
- Sometimes it is hard to find parking when there are events at the heritage center in the summer
- sometimes too many bicyclists in the Bear Creek greenbelt
- sometimes you cannot enter BCLP due to so many people there
- Splash parks, Carmody rec center,
- Stone House
- Stone House
- Stone house open space
- Stone house park, park at the lakes on Jewell
- Stone House walking/biking trails; Kendrick Park, Belmar Park (adjacent to the library), Bear Creek Lake Park
- Stone House, Belmar Park
- Sunset Park, where there is one tiny playground for a large neighborhood full of children. One regular swing and one baby swing. Full of teens and preteens who smoke weed in the open.
- Surfside Spray Park
- Swimming pools
- Tennis
- the little park in Belmar in front of the Lofts condominiums. The dog owners have taken over, they act like it's a dog park, dogs run off-leash.
- The Marina/Picnic area at Bear Creek Lake Park can be very crowded in the summer months creating lots of garbage and overuse of the bathrooms resulting in smells.
- The park with the lake right on Sheridan usually gets really crowded
- The parking at Carmody is terrible. While I understand they are redoing the play areas it is terrible to park there on weekends when there are school swim meets. It would be great if these meets could be moved somewhere else or if the swim meet parents could be required to park elsewhere to leave at least some of the parking to the regular rec center users and staff.
- The parks aren't usually too crowded but the parking lots are.
- The playground next to Deane Elementary, the trails along Bear Creek past Wadsworth going west. Also..you asked about dog poop as an issue, the real issue is horse poop!!!! Please regulate that!
- The playground at O'Kane park is usually crowded. A playground for bigger kids at Meadowlark Park would be a great addition. My kids outgrew the little playground currently at the park by age 3.
- the pool at carmody needs more open lanes available all summer.
- The pools need more lane space to accommodate swim teams

- The rec centers seem crowded and there aren't very many choices.
- the trails
- The Water Park and Playground off of Alameda & Harlan is always super packed! There is not much Else in Ward 3
- The Witlock center can get crowded
- Too little neighborhood parties, dog off leash of reasonable size.
- Too many bikes going too fast on trails that admit both bikes and hikers. Should have more trails that limit bikes on certain days.
- Too many bikes on the path along Bear Creek on weekends. They ride too fast near walkers on same path.
- Top of Green mountain (Hayden park).
- Trail along Bear Creek near the Stone house.
- Trail system, biking anywhere in the summer
- Trails
- Trails
- Trails
- Trails
- trails
- trails and dog parks
- Trails on green mountain and belmar lake park
- Unsure of park name
- upper koontz lake area; o'kane park
- Varies with weather. More people Spring & Fall at Belmar Park. Not terrible
- Warm water pools are bursting at the seams when classes are being held.
- Washington Heights Art Center is excellent, city could put more money into space because it is a valuable asset.
- Washington heights, cultural center, Morse park pool
- Washington Heights; Morse Park pool
- Washington Hts.
- Washington park. Creepy AF!!
- We need more free public tennis courts
- We use WR parks because there are very few Lakewood parks/trails in Applewood.
- Weaver Hollow pool. (I'm sure its just common during the summer to be crowded and busy)
- Weekends @ green mountain (not sure if this is covered by city of Lakewood?).
- Weekends on the Bear Creek trail, especially the paved portions
- Weekends, most parks.
- Wheat ridge and Whitlock rec centers are over crowded at peak hours
- Whitlock
- Whitlock
- Whitlock
- Whitlock
- Whitlock
- Whitlock exercise equipment
- Whitlock Rec
- Whitlock, Carmody pool in summer, the increase in the number of people with dogs is a problem
- William Frederick Hayden park
- William Hayden Open Space on Occasion.
- Witlock center pool

Question 8 (other): Why not?

- Applewood
- Applewood is closer
- Belong To A league.
- Belong to a private club.
- Child is not old enough yet for lessons
- cost saving 'deals' do not have options for walker only 'riders'.
- country club member
- Country club member.
- Country Club membership
- Denver city courses are 40% less expensive.
- Didn't know they were public courses?
- Didn't think of it. Love the open area. Biking through. Possible to innovate to use for more things? Event space, walking paths, curling center, activity center...
- Don't play often, only when our kids are in town and they find the place
- Foothills golf course
- golf league at another club
- Have a baby so we have had a busy year lol
- Have not played yet
- Have young kids and not a lot of free time.
- Haven't made time. Don't know costs.
- haven't played for a while
- Haven't played much lately.
- I am in H.U.D. Housing.
- I don't golf but some family members do, courses are expensive
- I have played Foothills and like it.
- I only play occasionally with friends - and I let them dictate the locations.
- I'm a newbie...maybe at some point down the line
- In foothills SR golf league.
- Just beginning
- Just for work at company meets
- Just haven't tried them yet.
- Just moved here.
- Location not convenient to where we live
- New to the area haven't had a chance.
- No specific reason
- Only play occasionally.
- Overland had a ladies clinics on Friday nights so know the people.
- people who go there are jerks
- Play in other cities.
- play in Summit county
- Play Par 3.
- Play too infrequently
- play while on vacation mostly
- Small kids no convenient day care.
- there's no par 3 course

- Too old.
- We back up to foothills course.
- Would like to go soon!

Question 13 (other): Why not?

- 90 yrs old in wheelchair.
- Age & health problems.
- All the above.
- All things Lakewood are too far away from the NE corner of Ward 2 - please just let us become part of Edgewater!
- almost but not quite old enough
- although I am in that age group, the classes are held during the day and I can't attend because I am working.
- although I'm 63 I go lift weights and swim, when I can find swim lanes, also run, some, walk the dog, and nordic track at home- -so- -being xenophobic, why take a class- -I also work 40hrs/week.
- Busy doing activities for all ages.
- Busy.
- Can't convince person who needs them, to go.
- Can't select ".....all that apply." So, Scheduling conflicts and Cost
- Can't select ".....all that apply." So, Scheduling conflicts and Cost
- Can't select more than one-Scheduling Conflicts; Cost; Health Issues
- Can't select more than one-Scheduling Conflicts; Cost; Health Issues
- Can't select more than one-Scheduling Conflicts; Cost; Health Issues
- Considered, but didn't follow through.
- could not locate such facilities in lakewood and wheat ridge rec was close.
- Currently have enough activities, hobbies
- Difficult getting to the facility
- Disabled 85 and can't go or do.
- Don't have any family that age
- Don't like.
- Don't take classes, workout independent.
- Facility is too far away
- Far from where we live
- get exercise through multiple disciplines elsewhere
- Go to gym.
- Hasn't had time yet.
- Have a community center closer to my home in Littleton
- Hope to soon.
- Husband & I work full time.
- I am 89 yr old and with my church I have enough activities.
- I am just approaching older adulthood & I am still working so many jobs- so no time yet.
- I am not old
- I am not old yet.
- I am not silver yet
- I am recently a widower, and find that I am not in the mood.
- I am very active & in good shape for age 62 so prefer regular places over ones designed for elderly. Eventually, I will use them.
- I attend at deaf senior Citizen.

- I attend Silver Sneakers classes in Wheat Ridge. I do know that if for some reason I couldn't use the one I normally go to (closed for repairs, for example), I can attend classes at Clements.
- I belong to 24 hour Fitness & Colorado Mountain Club
- I go to Club USA
- I haven't taken the time to find out what programs are available.
- I know they exist, but that's about all
- I love to walk around Kendrick, & Cottonwood lakes, rather than be inside. My health insurance does not cover silver sneakers.
- I use the Wheatridge Rec. Center. It's closer and has a big pool
- I'm in the right age group but not retired and schedules cater to non-working people
- I'm not an older adult
- inertia and lack of time
- insurance not compatible with Silver Sneakers
- Interested in aqua fitness.
- Just have not used
- just haven't
- Just haven't taken the time, but lots seem interesting.
- Just moved here.
- Just moved here.
- KP use SS.
- Lack of motivation
- laziness
- My father intends to enroll in a Silver Sneakers class @ Clements but has not done so yet.
- Need to be reminded
- Need transportation.
- New to the area.
- No desire
- No locations close by.
- No member of silver sneakers
- no need
- No need.
- No old people I house
- no one in my households fits the demographic
- not a priority
- Not a resident of Lakewood
- Not aware of all them.
- Not enough time.
- Not geared towards my age group
- not interested
- Not letting me select all that apply
- Not old enough
- Not old enough
- Not old enough yet
- Not ready yet.
- Not really a joiner
- Not that old
- Not that old yet
- Not that old yet (not retired).

- Not too interesting offerings
- nothing actually FUN or meaningful for the community
- Only know about Silver Sneakers, which we're not old enough and it's too expensive if we were old enough.
- overly busy schedule thus far, but want to try them!
- Participate at private health club
- Prefer to exercise on my own at the fitness center
- Programs.
- Recently moved here
- Silver sneakers poorly supported by my healthcare insurer
- Spend too much time commuting & working across town
- Still working @ 80 yrs - don't have time or energy.
- still working and too tired after work
- Still working.
- Sufficiently engaged with my friends, home, activities and life.
- These classes are only held during the day, and I am a working senior. Only senior evening classes would work for me, but there aren't any
- Time
- time commitment
- To far away.
- To new to area.
- too busy
- too busy already
- Too busy with other things.
- Too busy.
- Too busy.
- Too far away
- Too lazy.
- too young
- use 24 hr. fitness for silver sneakers
- Use carmody
- Use other cities Denver Littleton.
- Using other recreation programs
- Usually go to the Wheatridge Rec Center
- Very interested. New to area. Just haven't signed up yet.
- W.R. rec center.
- Want to haven't gotten around to it.
- We are busy- go to theater in Lakewood on Denver a evergreen.
- We are not old enough
- We are not senior citizens
- We live closer to WRRC.
- Wheat ridge Rec. Center is closer & better.
- will probably use more ion the future.
- Work 3 jobs don't receive any info on local programs.
- would like indoor tennis
- younger than the target market

Question 18: In your opinion, what are the three most important issues that the City should address regarding parks, recreation, trails, open space and/or arts/cultural services in the next five years?

- "Is a may be"- a positive like the park services to walk Beach creek maintain the areas & help hikers of limited experience.
- #17 with the growth of apts/ condos, perhaps a reallocation of funds from the present tax base. No one wants taxes raised further. Also, it seems lots of new business/ restaurants are opening- more tax base!
- (like this, or better) & responding so that.
- ?
- A Lockwood system to access facilities like foothills has in place.
- A nature center larger than Bear Creek's.
- A Neon Park created to preserve its extraordinary history.
- A younger & keeping old people active.
- Access for all.
- Access neighborhoods like Hampden Villa Girton/Vanes.
- Access to facilities for low- income students.
- Access.
- Access.
- Access/ walk ability for mobility impaired.
- Accessibility.
- Accessibility.
- Accessibility.
- Accessibility.
- Accessibility.
- Accountability/ customer service: I signed up for classes & personal trainer they never returned my call & I lost about \$200. Never again!
- Acquire available land.
- Acquire land to make more parks/ open space.
- Acquire more land for park/ open space additions.
- Acquire more open space.
- Acquisition and protection of open Space.
- Acquisition.
- Activities for k-12 students outside of school.
- Add another arts center (like Washington heights).
- Add Archery Ranges.
- Add areas for flying drones.
- Add exercise stations to existing parks.
- Add more benches in places that don't have any.
- Add safety space policing.
- Add some off leash dog parks.
- Add two concerts to summer music concerts in Belmar park.
- Add water walking facility to pools.
- Additional Biking Trails.
- Additional dog parks (I do not have a dog, but see additional need).
- Additional services for pet waste removal.
- Address overcrowding to Bear creek lake during summer months.
- Adequate Facilities For Youth Sports.
- Affordability for future generations.

- Affordability.
- After school activities for teens.
- After school/summer kid programs that are subsidized.
- After schools day care off set out of central child care costs.
- Ageism geared towards younger adults need to be a mix of ages.
- An indoor ice rink would be great.
- An off leash dog trail so you can walk with your dog please!
- Another golf course.
- Any new development be required to include open space.
- Archery Ranges.
- Arrangement is temporary.
- Art classes for adults at different times during the days & evenings.
- Art exhibits.
- Arthur swimming pool for summer Morse park in too small.
- Arts & culture.
- Arts for children.
- As Colfax is redeveloped there needs lake.
- asking the community to volunteer (i.e. park cleanup days to get the community involved).
- Assistance for households with limited income.
- Assure safety for young children.
- Availability (need more)
- Availability to all.
- Availability to arrive- transportation.
- Availability/ accessibility.
- Bathrooms.
- Be better neighbors.
- Be environmentally good at all locations. Solar, recycle, water use less.
- Bear Creek lake park is the crown yard for Lakewood. This is a perfect location to attract visitors to our city but could be improved. It needs more sites & more trees at the rates.
- Before Spending Money For More facilities.
- Being able to care for upkeep of existing parks.
- Better communicaton of available service/ activities.
- Better community outreach about what is available.
- Better enforcement of leash laws.
- Better graphics on magazines not easy to read, signage, security.
- Better maintenance of outdoor walking/ running paths.
- Better maintenance of parks.
- Better play equipment in parks.
- Better policing after hours- renters don't care how much noise they make.
- better signs.
- Better website, I find it hard to use. Where are all the dog parks?
- Bicycle lanes on more streets.
- Bicycle lanes where pathways not available.
- Bicycle safety on roads - drivers - need education (may be under low enforcement).
- Bicyclists & pedestrians on park trails.
- Bicyclists don't respect older people who are walking.
- Bike access to train, Belmar, Bear creek lake park, Downtown.
- Bike lanes on roads & in parks.

- Bike park.
- bike paths both off road and street.
- Bike paths- not fair to drivers; cyclists need to've insurance if they drive on main roads in front of cars & reflectivity standards.
- Bike paths.
- Bike trails (off road) to light rail station.
- Bike trails not very many or user friendly.
- Bike trails that connect around the city.
- Bike/ walking lanes/ paths.
- Biker/ hiker conflict solutions.
- Biking & walking paths along our roads (to many places they stop and start which makes them unsafe when used).
- Biking, hiking and all out door activities are at the park. Volunteer programs need to be implemented for seniors. This is a great place to develop more and congest with Chatfield.
- Bird & Dog poop on sidewalks play areas in city parks & other outside venues. It renders those areas unsightly and unsanitary. Need to reduce goose population for one solution.
- Bring back Lakewood appreciation Day in Lkw. Park.
- Bring back Lakewood on parade/ fireworks.
- Bring in more theater/ cultural/ entertainment programs to existing facilities.
- Brink recreational facilities & parks/ open street NW Lakewood.
- Budget wisely & fairly- consolidate resumes.
- Build Lakewood cultural arts center programming to rival the Arvada center.
- Build more skate parks.
- Build new Rec Centers for the thousands of new/recent housing increases.
- Build private- public partnerships to keep opportunities economical.
- Build shuffle board courts.
- Built environment- safety, sidewalks, etc.
- Buy more land.
- Buy more open space land, Encourage private land donations with tax breaks to owners.
- Can do trails Hunt there of use etc. is my #2 #3.
- Capacity- is there sufficient capacity to manage growth- little perplexed by the & invested in an outdoor play ground at comody[?] could be better speed, expanding the workout area.
- Care of landscape or lack thereof.
- Cater to younger adults (20-30 years).
- Cheaper cost for those in assisted living & on medicaid- we only get to keep to 119 a month.
- Children's sports leagues.
- City of Lakewood has always done a great job!
- City Should Take Care Of What Me have.
- Class Offerings.
- Classes @ rec center available after 5 pm.
- Classes at rec. centers at times working people can use.
- Clean areas (keep it up).
- Clean them up-more enforcement for people who litter!
- clean up homeless issue in Belmar park.
- Clean, safe and year- round restrooms at outdoor facilities.
- Cleaner swimming pools/A More reasonable family membership to rec. centers.
- Cleanliness.
- Cleanliness.

- Cleanliness; eg. goose waste.
- Communication- I don't know of the places to do the things you are asking about.
- Community enrichment- like Lakewood parade/ fireworks etc.
- Community events.
- Community- focus- build a strong.
- Community garden.
- Community gardens.
- Conflicts between MTN biker & hikers on G. MTN- may be alternate days?
- connect belmar park trail to the trail system.
- Connect trail systems to each park / rec area.
- Connected hiking/ hiking trails.
- Connecting older adults (65+) w/ programs for youth!
- Consider alternating weekends of walking at green meters
- Consolidate evaluate existing services/ facilities & eliminate unused/ non- profitable ones- there are plenty of options.
- Continue bringing top notch plays to Lkwd cultural center.
- Continue festivals to enhance quality of life, i.e. Italian cities etc.
- Continue to add open space, trails.
- Continue to expand open space & community trails.
- Continue to keep existing facilities in excellent condition.
- Continue to maintain current open spaces.
- Continue to maintain or expand open space.
- Continue to maintain trails and open space.
- Continue to purchase open space to protect the city from over development.
- Continue to update current facilities.
- Continue to upgrade facilities rec centers.
- Continue upgrading recreation facilities.
- Continue.
- Continued Open Space/Parks /trails In New Development.
- Continued- safety.
- Continuing to acquire & maintain open space.
- Continuing to add improvements.
- Continuing to maintain the wonderful parks we have.
- Continuing to offer a variety of recreational programs for all ages.
- Costs for cultural programs concerts.
- Costs: whether one has a family or is a family of one, discretionary income is often limited so keeping costs down is vital to encourage usage/ classes.
- Create a Multi- purpose performance/ movement studio/ art space.
- Create More Designated Open Space.
- Create more open space i.e., Dinosaur ridge/ area near C- 470 & Morrison road.
- Create pedestrian walking to reflect co pedestrian laws with walking bridges and lights to ensure safe crossing.
- Create small (184) areas in low /neighborhood parks where dogs can be off leash go when short on time I can get mg dog out for 15-30 meters and not have to drive somewhere.
- Create trails in Green mt gullies (there are some "parks" signs but these are not "parks").
- Creating an app to report problems & make suggestions.
- Cultural content.
- Cultural include more diverse programs. Lower cost.

- Cultural programs and services.
- Cut all Government employers wage "You people make too much ".
- Cyclists going too fast; not obeying speed limits.
- Develop a master plan to get more open space for increasing populations.
- Dirt trail paths next to the paved bike paths.
- Disgusting poop everywhere/ on paths, athletic fields face it - a bunch of them have to die.
- Do a better job of encouraging people to use them.
- Do not develop natural open-space. Leave natural spaces natural.
- Do not, Do not, Do not Annex Morrison property & develop a 4000 units.
- Dog park- Bear creek lake park, need larger area than those available with access to water.
- Dog park.
- Dog Parks (Leash Free).
- Dog Poop- Downtown Belmar is a disgrace around apartments and condos.
- Dog poop off leash problems.
- Dog poop!
- Dog poop!
- Dog waste at entrance to Green mtn like Fox hollow. Sell pre- season deal like Westminster 4 for \$140. I will be spending more time at Lakewood facilities. I'm willing to pay more taxes to keep fees lower.
- Dog waste in parks & dogs to be on leash.
- Dog waste in parks.
- Dog waste.
- Dogs off leash and owners not picking up after they poop.
- Dogs off leash.
- Dogs off leash.
- Dogs- unleashed & not picking up dog waste!
- Doing a great job, keep it up! thanks.
- Don't increase taxes.
- Don't know.
- Don't know.
- Don't know.
- Don't know.
- Don't Know.
- Don't Know.
- Don't let developers over build on areas that could be open space.
- Don't let politicians give up open spaces.
- Don't really know what's available or when activities are taking place.
- Don't use any of Lake Woods park and recreations.
- Don't waste money.
- Don't waste time on parks on Colfax corridor.
- Drastically reduce the goose population.
- Easier access to bike trails from neighborhoods.
- Easier Online Registration System- really Painful.
- Easy access to various facilities & well publicized.
- Educate / Market public interest.
- Educate public in proper courteous use of trails in open space.
- Education of voluntary closures of trails to preserve surface from muddy damage mostly due to mtn bikes.

- Efficient & effective marketing- didn't have a clue on community events & etc. (pools)
- Eliminate roller skating, 99 s-driven vehicles in parks, also, eliminate use of fireworks.
- Enforce dog poop laws.
- Enforce leash & poop laws.
- Enforce rules- people use parks as off leash regularly.
- Enforcement of dog waste pick-up.
- Enforcement of leash laws.
- English/ American language only. (see first page).
- Ensure adequate parking.
- Ensuring variety for all ages.
- Enticing (cool, unique).
- Entrance to Green mtn on s foothills- sidewalks blocked.
- Environmental Impact From Above.
- Erosion From Above.
- Erosion of open space trails - Not enough 'water bars'.
- Existing trail maintenance.
- Expand bicycle lanes.
- Expand silver sneakers classes & activities.
- expanded fitness & Weight training.
- Expansion of services to meet increasing population needs.
- Family bathroom at Morse park.
- Farmers markets, outdoor festivals.
- Feeding children.
- Financial up keep.
- Fix the trails for running so it is easier to run.
- Focus On The Needs Of Our Aging Population.
- food.
- Free art events.
- Funded by people who use it.
- Funding creativity- minimum tax increase.
- Funding.
- Fundraisers to increase money for all the programs, facilities and future plans.
- Future planning & strategy.
- Gardening homesteading classes.
- Geese control.
- Get all the dogs on leashes!
- Get info out about programs for older adults (kind of hidden gems now).
- Get rid of over population of geese! Please!
- Goose excrement in parks.
- Goose poop.
- Green mtn visitor center.
- Growing population.
- Have Lakewood rides available to events evenings & weekends.
- Have more & bigger recreation centers with indoor pools & climbing walls.
- Have no idea. I use only Bear Creek open space.
- Have no opinion.
- Have rental electric scooters available available for trails.

- Higher valued arts.
- Hiking or walking trails.
- Hiking trails limited to hikers only- not multi- use.
- Hiking trails Where Bikes Are Not Allowed.
- Horse poop on sidewalks.
- I am familiar with problems. We take advantage of many activities and facilities in Lakewood. The only thing I know of is that the play ground at Addenbrooke park has been broken for many years. I would focus on maintaining existing facilities rather than building new ones.
- I am need to Lakewood & don't know yet what.
- I car pool w/ a friend to WR rec. Lkwood would be the same distance.
- I do not know when the issuer rank a healthy balance is nec.
- I know that's not the question, but that's the problem .
- I live in (and Love) Lakewood but work so much (to pay my rent) that I really haven't used facilities much except for bike trails of which I do appreciate. Thank you for care Morse park down the street from where I live.
- I live in Lakewood because of the trails & open space with increased.
- I looked for nearby golf courses and hard to find on internet.
- I love running trails! They are well kept and should stay that way.
- I value programs for youth: educational and out of school activities.
- I wish I could answer, I've just never paid attention to the activities offered in Lakewood. Think I will start based on survey.
- I would like it to maintain at least is concert level of services.
- I would like to see more exercise facilities w/ pools throughout the city.
- I would like to see the city create more spaces for community gardens. And create a program to use the wasted city tree fruit & excess vegetables in neighborhoods, shelters & schools.
- I would use warm water pools more often up larger & not shared time at link with little kids.
- If #1 isn't possible, work with surrounding communities to offer price reduction for Lake wood residents.
- If you're gonna do cultural events, have minorities be on your planning committees!
- Important each community has walking trails.
- Improve bike trails & bike lanes to reduce reliance on automobile transportation.
- Improve bike trails: more on & off street; more connections.
- Improve landscaping along Yale between Wads and Kipling.
- Improve North- South bicycle access.
- Improve sidewalks and trails to make city "walker-friendly".
- Improve soft ball fields.
- Improve tennis courts throughout Lakewood.
- Improve working conditions- sidewalks esp. on Colfax- make it pedestrian friendly.
- Improved increase cultural center programing; very under used.
- Improvement to existing trails.
- Improvement/ additions to existing parks.
- Improving & connecting bike trails.
- Inclusive programming.
- Incorporation of community gardens, recycling & renewable energy in facilities.
- Increase concerts/Experiences in arise culture.
- Increase in nature programs.
- Increase of opportunities & offerings.
- Increase public awareness of facilities/ activities.

- Increase separation of biking & hiking in open space parks.
- Increased security at parks during the summer months.
- Indoor ice facility.
- Indoor pools.
- Information on existing park.
- Informing public of offerings, i.e. maps, schedules etc.
- Informing the community about locations, services, etc.
- Installation of hot tubs in rec centers.
- Integrated North South East West bike paths.
- Inter connected trails- walking & hiking.
- Invasive weeds in open space parks.
- Investment towards recreational activities for youth.
- Is available Try me next year.
- It is hard to use services when you do not know they are available.
- It is important to preserve open spaces and maintain green space in a city & state that is growing fast.
- It is vital to create cultural resources, art creative spaces to attract interest in Lakewood, especially programs that appear to all ages, both young, middle & older.
- I've lived here for a little more than a year and I.
- Jeff co population is growing, protect & expand open space.
- Just keep doing what you doing in area of improvements, maintenance Lakewood has a great parks & recreation program.
- Just that these are available for all ages-encourage.
- Keep "old" outdoor pools available to swimmers/ not "water parks".
- Keep admission costs down.
- Keep costs down.
- Keep graffiti off parks, business, highways.
- Keep Green mountain natural and available, no building!
- keep open space free from commercial expansion.
- Keep open space in Rooney valley and "Dino Ridge" I know city council already voted for development.
- Keep parks clean.
- Keep providing those activities as in the past.
- Keep the parks & rec centers clean and up to date.
- Keep them clean and crime free.
- Keep them clean and maintained.
- Keep trails clean, Safe.
- Keep up current facilities.
- Keep up the good work.
- Keep up with demand.
- Keep what few horse- related areas we have.
- Keep what you already have in good working order/ clean.
- Keeping costs for users down.
- Keeping dogs on a leash- enforcement.
- Keeping everything going.
- Keeping facilities updated.
- Keeping the rec. centers up to date.
- Keeping them clean.
- keeping them clear.

- Keeping up with over growth.
- Keeping up with the growth & demographics.
- Kendrick lake- mow lawns.
- Know when to not over improve open space.
- Lakewood has a large dog population- more option to play & exercise dogs off leash.
- Lakewood is a nice community - let's keep it that way! Thanks
- Lakewood is expensive to live in, don't have free time to spare for fun!
- Lakewood should limit services to core functions of police, parks & rec, road maintenance & snow removal.
- Large multi- use pool/ water park.
- Large off leash dog areas- about size of Elk Meadows.
- Larger facility (Rec Center) in North Lakewood.
- Law enforcement.
- Leave open space alone that is beautiful; i.e. Dinosaur Ridge. Our infrastructure is in jeopardy.
- Leaving some open space- not building on every piece of land.
- Less dog poop laying about in bags or otherwise & enforcement.
- Less trash more enforcement of such.
- Lighting in evenings.
- Lighting.
- Limit private development on or near public lands. Example dinosaur ridge & Rooney road.
- Litter/dog/goose droppings.
- Live on No New Taxes-Better Use Of What We Have.
- Location.
- Lots of stuff for seniors.
- Loud noise music.
- Love the cultural center.
- Low income per this survey should be all or none. Free or same cost for all residence.
- Low income youth programs.
- Lower admission fees.
- Lower cost of golf.
- Lower fees.
- Lower income families can't afford the high cost of playing fields.
- Maintain And improve These Kinds Of facilities regularly.
- Maintain and keep them.
- Maintain current services at their present level of exchange a better.
- Maintain existing areas.
- Maintain existing facilities and upgrade security, when needed.
- Maintain existing parks & services.
- Maintain existing parks and acquire new parks when possible.
- Maintain existing resources before adding more.
- Maintain or improve the existing recreational centers.
- Maintain safety/ visibility of cops.
- Maintain the ball fields.
- Maintain what we have.
- Maintain what you have.
- Maintain what you have/ upgrade.
- Maintaining & increasing outdoor opportunities.
- Maintaining above amenities based on population explosion, infrastructure issues.

- Maintaining park spaces.
- Maintaining quality.
- Maintaining the parks/ facilities we have.
- Maintenance / making sure play equipment, especially swings are properly maintained.
- Maintenance and upkeep.
- Maintenance of all current facilities.
- Maintenance of current facility.
- Maintenance of each.
- Maintenance of facilities & trails.
- Maintenance of facilities.
- Maintenance of parks & trails.
- Maintenance of parks (removal of undesirable plants) wood chips around trees (removal of waste in ponds).
- Maintenance of the parks and recreations further.
- Maintenance- to keep the quality of the facilities/ parks etc.
- Maintenance- what we have is excellent heavily used need constant int.
- Maintenance.
- Maintenance.
- Maintenance.
- Maintenance.
- Maintenance.
- Maintenance.
- Maintenance.
- Maintenance.
- Maintenance/ cleanliness.
- Maintenance/ upgrade of current facilities.
- Maintenance/Improvement.
- Make builders establish parks in development.
- Make classes, rec. centers, pools affordable to low-income or people on section 8.
- Make continuous sidewalks so pedestrians can safely walk around the city & neighborhoods; street crossings are difficult now.
- Make easily available to seniors.
- Make it more affordable. Many Gym memberships cost less than the rec center.
- Make sure constituents are part of the process.
- Make sure the public knows beforehand and has a say in decision!
- Make sure there's proper lighting in parks.
- Make them affordable to Lakewood residents.
- Making sure dog owners keep dogs on leash.
- Many bikers using open space are ignorant of often people using these facilities.
- Many parks have not been updated in years.
- Marketing to draw awareness to what is offered.
- Marketing/ communication to residents about city services.
- Meeting public demands.
- Modernized playgrounds.
- More "life" courses for adults.
- More access for lower income.
- More activities available for youth & elderly.
- More activities for all ages to participate in.

- More activities for children.
- More activities for kids, nights & weekends (for working parents).
- More advertisement to make residents aware of the opportunities.
- More Art & Crafts.
- More arts classes geared toward seniors.
- More arts for youth.
- More arts/ cultural services for all ages- not just seniors.
- More centers and pools with a "lazy river" (have to go to Wheat ridge or Littleton to use so end up using their facilities of Lake woods).
- More Community Gardens & Garden Classes.
- More community gardens!
- More community gardens.
- More connectivity between facilities(trails).
- More cultural activities.
- More Cultural Experiences.
- More dedicated bike lanes without dangerous breaks in continuity as now.
- More Designated Cycling Paths (On Road Or Otherwise) To Make open Spaces More Reachable BY Bicycle.
- More dog parks.
- More dog parks.
- More doggie bag stations & waste receptacles along paths.
- More enforcement of litter/dog waste rules! Too much trash in the parks! / esp. poop.
- More evening classes at rec centers.
- more facilities for family cookouts etc.
- More Fishing Areas.
- More fitness classes & trainers.
- More free days at Lakewood cultural center events.
- More free movies/ concerts in the park.
- More gardens.
- More hiking trails.
- More hiking/ biking paths (dirt) on Green maintain.
- More hiking/ open space.
- More ice skating facilities.
- More information on services available.
- More intense advertising bf events & classes.
- More lap swimming pools (certain times of year difficult to find a time due to so many "special groups- class- clubs!").
- More live music.
- More mature trees in Bear Creek lake park @ campsites.
- More neighborhood parks (a state park would be nice).
- More off - leash dog parks.
- More off leash dog park w/ monitoring to reduce inappropriate behaviors by dogs(aggression) & humans (failure to pick up poops & aggression).
- More off leash dog areas! please please please.
- More off leash dog areas.
- More off leash dog areas.
- More off leash dog parks.
- More off leash dog parks.

- More off leash dog parks.
- More off leash dog parks.
- More off leash dog Parks.
- More open space natural hiking areas.
- More open space.
- More open space.
- More Open space.
- More open space.
- More options like Bear Creek lake park.
- More outdoor workout places.
- More parking at O'Kane Park was just sit in the car & watch & the wild life fountain-side. We can't walk any distance.
- More parking facilities to recreational services.
- More pickle ball courts.
- More places for youth to use.
- More places to fish.
- More play grounds.
- More porta pottys in different areas in Belmar park please.
- More public awareness about what services are offered.
- More puppy parks where dogs run play with leashes.
- More regulation enforcement at playgrounds- keep dogs on leash.
- More rename for city. Today's RV traders are willing to pay for nice amounts and will return and told others.
- More services for seniors.
- More services regarding above in growing population areas.
- More small neighborhood parks.
- More spaces to offset large construction of high density housing.
- More summer camp and before/ after core options.
- More swimming classes.
- More Swimming Pools indoor and outdoor.
- More trail connection between parks.
- More trails for biking.
- More trails on Green mountain.
- More trails.
- More trashcans/ recycle bins on trails while You are running so you can dispose of things like water bottles.
- More trips from community centers to see Colorado & events.
- More walking paths.
- More walking trails in my area of Lakewood.
- More walking/ hiking trails for pedestrians only no bikes.
- More warm water (deep) pools for seniors.
- More warm water therapy opportunities.
- More yoga / Taichi offerings at rec.
- More youth sports.
- More/ better staff.
- Most of free time in Mtns as my living.
- Most reasonable cost to individuals, especially low income individuals.
- Mtn. bike skill park.

- Multiple large off-leash dog parks.
- Natural outdoor swimming for summer big enough.
- Nature playground.
- Need a good community rec center like Wheat ridge has. Also need to offer yoga.
- Need better (timed) indoor & outdoor pools.
- Need bigger tax budget, would rather pay for parks/ education than war, etc.
- Need Dog parks.
- Need green space walking trails.
- Need more advertising about what is available.
- Need more open space to run w /dogs off leassh there are zero.
- Need More signage For Uses.
- Need some classes that are more intense than SS, but a bit less than those for the 30 something group.
- Need to maintain and clean open spaces- cut the weeds.
- New location.
- New water park/ pool.
- No bond issues.
- No new or additional taxes.
- No off-leave day park accessible to everyone.
- No opinion- don't use/ attend.
- No opinion.
- Not enough or adequate indoor or outdoor swimming pools.
- Not enough playgrounds.
- Not enough water related activities.
- Not every piece of open land needs to be built on!!
- Not much help here - I live in Lakewood but spend.
- Not sure if this applies but a sidewalk sweeper is needed in Lakewood, esp on Wadsworth blvd sidewalks in the spring/ summer/ fall. And more sidewalks where lacking.
- Obnoxious people at parks.
- Obtain more ball fields.
- Off-leash dog parks.
- Off-leash area for big dogs and puppies. Lakewood dog park!/ Lakewood puppy pen!
- off-leash dog areas.
- Off-leash dog park (Iron springs is super crowded).
- Off-leash dog parks need more enforce rules. Very popular.
- Off-leash dog parks.
- Off-leash dog parks.
- Off-leash dog parks.
- Off-leash dog parks.
- Off-leash dog parks.
- Off-leash dog space.
- offer affordable recreation services.
- Offering concerts and plays are wonderful.
- Offering relevant classes/ opportunities.
- Off-leash dog park.
- Older Days - Way Oversold Which Made It a Trying / expensive Experience.
- Online & digital registration (it is the world we live in & ran into many glitches trying to use it).
- Open 2017 Community Gardening in parks with water facilities or in apartment/condo & HDA.
- Open space avoid development.

- Open space- expand wherever possible.
- Open space not being surrounded by infrastructure.
- Open space work on trails, the one on Wright street.
- Open space.
- Open space.
- Open space.
- Open space.
- Open spaces and playground.
- Our children enjoyed the old playground equipment far more than the plastic equipment. (orient the metal slides toward the north to keep them cool). The old swings were far more fun.
- Out of control bicyclists on walking on paths.
- Outdoor concerts, farmers markets.
- Outdoor fields for athletics.
- Outdoor pool on west side of town.
- Outdoor spaces development/ preservation.
- Outdoor swimming pools.
- Outdoor swimming pools/water park.
- Over Crowding-Over Use.
- Overcrowding due to overgrowth.
- Overcrowding.
- Overcrowding.
- Overcrowding.
- Overcrowding.
- Park quality improvement- master plan for department- wide cohesion & aesthetic improvements.
- Parking is a problem at many parks and outside venues and is getting worse with increasing population.
- Parking space.
- Parking space.
- Parking space.
- Parking.
- Parks & pavilion rental for parties.
- Parks are a great asset to our communities.
- Parks are maintained well. Keep up the good work!
- Parks.
- Parks.
- Parks.
- Patrolling green mountain better for fire silver sneakers classes are too light weight for many seniors.
- Paved off road sidewalks on 1st ave between Sheridan & Wadsworth.
- Payment for each.
- Perhaps begin a film festival themed & perhaps off beat, that would attract metro area attraction.
- Perhaps more cultural programming earned at young families & Millennial's
- Plan for new parks & trails when new development occurs and make the developer (and thus the new occupants) pay for it.
- Plan for the future. Populations will increase, facilities should be built with that in mind.
- Point Out rules & Regulations.
- Policing rentals of facilities so there's less intrusion on neighborhood.
- Pool at Morse park- needs bldg & pool improvements/ updates & shallow area for young kids.
- Pools for kids/ adults.

- Population trails are too crowded anywhere you go.
- Porta potties along Bear Creek bike trail Morrison to Denver keep houses on their trails @ Belmar please.
- Possible new & more publicity, everlasting public needs.
- Post The Locations Of Same Types Of Facilities Nearby.
- Prairie dog control including killing along.
- Preservation of unique natural & cultural assets.
- Preservation.
- Preserve Dino Ridge area!
- Preserve open space, minimize building.
- Preserve/ protect/ improve current open spaces.
- Preserving natural space. Stop building!
- Preserving open spaces.
- Preserving, expanding open space.
- Prices too high for sports.
- Programs for low - income children, youth, & families.
- Programs/ events for special needs.
- Promote cider days better the cider tasting is excellent & should be a jewel in the city's crown!
- Promote community events at local parks.
- Promote the app w/ 100's of signs (see a problem use our app; take Apk).
- Proper signage.
- Protect Current Open Space From Being Re-zoned.
- Protect existing open space from development.
- Protected natural open lands.
- Provide fitness classes for younger adults Saturdays (in AM to early afternoon). Lakewood is a great place for recreation & fitness! awesome!
- Provide more info about arts/cultural services.
- Provide space for RC cars boats and aircraft.
- Providing a wide range of events/ activities.
- Providing adequate restroom facilities.
- Public rifle range.
- Public sculpture/ art everywhere!
- Purchase additional open space.
- Purchase Land For These kinds Of facilities, Particularly Open Space.
- Purchase more open space lands for wildlife corridors.
- Purchase of more open space & parks - wanted over development.
- Put suggestions on app & ask community to up vote importance.
- Quality of services to remain good quality at extra expense if needed.
- Quit giving up land for housing, that trails open space currently occupy.
- Rec center programs.
- Rec trails.
- Recreation centers and silver sneakers.
- Recreation lower fees, youth sports early games before 11 am.
- Recreation.
- Recycling center/ community garden.
- Reduce price rental facilities such as Stone House and others.
- Reduce the cost to play golf @ Fox Hollow.
- Reed a recreation center closer to path Wadsworth & Hampden.

- Reestablish a yard debris recycling area similar to what used to be on Rooney road.
- Refurbish some smaller neighborhood parks (e.g. Ute trail).
- Relationship between hikers and bicyclists (more trails/ etc for overcrowding).
- Remove speed bumps.
- Repairing walk ways.
- Restrooms.
- Ridiculous- the 20% includes parking sidewalks etc. There is no place for children to toss a ball, why hop scotch or ride bikes unless the parents drive them somewhere (wont happen on a daily basis). Meanwhile, I doubt that apartment taxes pay as much as residential home, so this shifts payment for new facilities to homeowners.
- Rule enforcement at parks.
- Safety #1.
- Safety (Gang presence by reference of tagging/ graffiti).
- Safety are concerns at rec centers & trails.
- Safety as it relates to the increase in homeless in Lakewood.
- Safety Marketing.
- Safety of open space & trails for seniors.
- Safety of users no matter what time of day (night).
- Safety.
- Safety.
- Safety.
- Safety.
- Safety.
- Safety.
- Safety.
- Safety.
- Safety.
- safety.
- Safety: hidden cameras on the Green mountain trails.
- Save open space. We're losing open space to development (eg. Solterra).
- Schedule: I wanted to take Pilates reformer classes but this wasn't provided at the rec center by me and other classes I was interested in weekly in the AM or in the evening, which again does not work for me.
- Security for parks & trail users including thefts in parking lots.
- Security in /and around parking areas. Especially open space /trails.
- Security.
- security.
- Security.
- Self sustaining (low cost).
- Senior transportation- disabled.
- Seniors & disable.
- Separate Bike paths.
- Serving the people who need it most.
- Set up more diverse classes for retired adults (electronic/ financial/ crafts/ social).
- Shared Costs.
- Should not spend rec. \$ for surveys/ processed out of city. Use own rec. employees.
- Sick of all the construction.

- Sidewalks.
- Sir, I don't understand some lines. Sorry! Thanks.
- Slowing development into rare open spaces.
- Small dog off leash park.
- Small dog parks- we need large parks w/ swimming (for dogs).
- Smart expansion based on community needs.
- Snowshoe/ cross country places.
- So far I like lake wood very much.
- Some parks have a lot of weeds (thistles, etc) maintenance required.
- Sorry- not sure- never had a problem w/ program & was interested in.
- Sorry! But keeping the homeless and druggies out of the parks!
- Splash parts.
- Sports programs for 4 yrs- middle school.
- Spraying parts with bad pesticides and urbicides.
- Stop building on the last remaining parcels of natural land and keep natural-i.e. crown hill pane area, dinosaur ridge and adjacent areas.
- Street light- Public spaces and roads throughout city have non- functioning lights throughout.
- Summer camps for working parents (not just 9-12 or 1-3).
- Sustainability classes, programs.
- Sustainability.
- Sustainability.
- Sustainability.
- Taxes should be minimized not increased.
- Taylor property- needs a park.
- Teaching bike people how to ride the right way.
- The best thing you can do at lowest cost with existing parks in 2nd around Lakewood is plant more trees, stop cutting down existing trees. Stop poisoning prairie dogs.
- The car dealerships & gas stations off 1-70 are a bad idea.
- The high density, multi storied apartment complexes will severely strain P&R. Occupants will demand more immediately local amenities. They must, because there absolutely is no place for children and teenagers to play. The 20% "Open Space" for a 5- 6 story apartment building is attog[?].
- The other staff (I leave it to the younger ones its their turn).
- The pool at the link to be finished and open.
- The youth of Lake wood need places and activities to keep them positively engaged and away from roaming the streets and downtown in gangs.
- Theater performances.
- There are not enough dog parks.
- There is too much emphasis on entering to/ supporting/ underwriting standing artists. Good artists can make a reasonably good living. It is the business community/ developers who want to shunt public funds to rejuvenate/ up value their properties.
- They are a health hazzard - they are out of control.
- They attract people to go there- freebies, etc.
- Think everything is going well.
- This survey given other adults + special needs. Special needs should adults be given a high priority.
- To meet the need of all residence.
- Too few neighborhood parks & sidewalks are too narrow.
- Too little space for demand e.g. plates.
- Too much emphasis on Bldg out of apartments.

- Trail connections.
- Trail maintenance.
- Trail safety-Bikes/hikers. Dogs protocols.
- Trails maintenance.
- Trails maintenance. Goose overpopulation.
- Trails- sidewalks would be excellent trails.
- Trails.
- Transparency by the mayor & the city council.
- Transportation for older adults.
- Transportation options via bus, bike etc.
- Transportation.
- Try to mitigate the damage to dinosaur ridge from unsightly development.
- Under estimating time to repair facilities.
- Under/ over estimating use of facilities.
- up keep & maintenance of existing areas.
- Up keep.
- Up keep/ maintenance.
- Update playground equip.
- Update recreations centers- newer.
- Update/ repair tennis courts.
- Updated facilities that would drive more interest to attend.
- Updates to recreation facilities.
- Updating older facilities.
- Upgrading existing facilities - i.e. locker rooms.
- Upgrading gym facilities.
- Upkeep and upgrading rec centers.
- Upkeep of these facilities.
- Upkeep.
- Upkeep.
- Usage of each.
- Use common sense regarding maintenance (i.e.- do not street sweep like parking lot at 10:00 pm- it's a residential neighborhood for god sake!).
- Use of drugs & cigar after hours.
- Use technological increases to enhance security at those facilities most prone to trouble.
- Variety of performances.
- Variety.
- Walking & bike trails that are more consistant with road use.
- Walking bridge over Wadsworth by Belmar!
- Watching people smoking marijuana in public spaces and around children.
- Water fitness classes during the evenings (Most are during the day). I Would also like to see more challenging water fitness, maybe tabata.
- We desperately need park space in NW Lakewood.
- We don't use Lakewood facilities.
- We need more indoor basketball / volleyball courts.
- We need more litter pick up.
- We need more tended walking paths to business.
- We use facilities in Denver- Littleton.

- Why aren't other peoples language not catered to? Canada does not allow their corporation to tell the government what kind of workers they need. so? That's why America has allowed corporations to hire cheap labor from other countries which is good for American corporation, not good for American workers.
- Widen trail fox fox hollow to wads along bear creek.
- Wildlife.
- Winter activities for youth & adults.
- Winter Activities.
- With influx of people we need more things to do.
- With Lakewood arts Council & 40 West begin a major criminal cut festivals perhaps at Belman, or civic center.
- With the high-density trend, open space/parks needs to be considered more seriously.
- With the high-destiny trend, kids have no place to play in NW Lakewood.
- With the light rail - more vagrant people around.
- Would use of these facilities be of interest in the future?
- Yale including near the green house.
- You people were suppose to get it from the Marijuana taxes but instead the Government is putting it in their pockets.
- Youth activities(i.e. sports, group activity).
- Youth Programs- especially Teens & Preteens.

Appendix E: Survey Methodology

Developing the Questionnaire

The City of Lakewood Community Resources Department conducted the 2017 Arts, Parks and Recreation Survey to learn about community perceptions, satisfaction with, and use of its programs, facilities and amenities. This was the first administration of the survey, and development of the five-page questionnaire was undertaken by City staff members, with input and guidance from National Research Center, Inc. (NRC) in an iterative process. A copy of the questionnaire can be found in *Appendix F: Survey Materials*.

Selecting Survey Recipients

“Sampling” refers to the method by which survey recipients are chosen. The “sample” refers to all those who were given a chance to participate in the survey. Ideally, the chosen survey recipients should be representative of all eligible survey recipients. Randomly selecting survey recipients ensures that this will occur.

For the 2017 Arts, Parks and Recreation Survey, 3,000 residents were randomly selected from within the City of Lakewood. A list of addresses based on the United States Postal Service delivery sequence file and purchased from Go-Dog Direct was used for this selection. The addresses were geocoded (mapped to a specific latitude and longitude) and compared to the boundaries of Lakewood as well as to the boundaries of each of Lakewood’s five Wards. Addresses identified as being outside of the City of Lakewood boundaries were excluded.

Systematic sampling is a procedure whereby a complete list of all possible addresses is culled, selecting every Nth one until the appropriate number of households is sampled. Multi-family housing units were oversampled to compensate for single-family housing unit residents’ tendency to return surveys at a higher rate.

An individual within each household was selected using the birthday method. (The birthday method selects a person within the household by asking the “person whose birthday has most recently passed” to complete the questionnaire. The underlying assumption in this method is that day of birth has no relationship to the way people respond to surveys.)

Administering the Survey

The database of selected household addresses was processed for certification and verification, using CASSTM/NCOA software that relies on the USPS National Directory information to verify and standardize the address elements and assign each a complete, nine-digit zip code where possible.

Each selected household contacted by mail a total of three times, beginning on January 27, 2017. The first mailing was a prenotification postcard with paragraphs in both English and Spanish announcing the upcoming survey, which was delivered to the post office on February 1. About a week after the prenotification postcard was sent the first wave of the survey was sent. This packet included the questionnaire with a cover letter signed by Kit Newland, director of the Lakewood Community Resources Department, as well as a pre-addressed, postage-paid return envelope. The cover letter also contained a URL where respondents could complete the survey online, if preferred. A week later a second survey was mailed, with instructions to recycle the survey if they had already responded to the first survey. Both cover letters contained paragraphs in Spanish instructing participants to contact the City if they needed a questionnaire in Spanish; respondents could opt to take the survey online as well in their language of preference. About a week after the second survey wave, a reminder postcard with paragraphs in both English and Spanish was sent inviting residents to complete the survey if they had not yet done so. A total of 6 respondents completed the survey in Spanish. Completed surveys were collected over the following seven weeks. A copy of the survey materials can be found in *Appendix F: Survey Materials*.

Of the 3,000 addresses selected to receive the survey, 101 were identified by the post office as vacant or undeliverable as addressed. Of the remaining 2,899 households that received the survey, 523 completed the survey, providing an overall response rate of 18%. Responses were also tracked by area; response rates by Ward ranged from 12% to 27%. Response rates for surveys that are topical in nature, such as this one, typically range from 15-25%. The response rate(s) were/was calculated using AAPOR's response rate #2¹ for mailed surveys of unnamed persons (see Table 65 below).

Table 65: Survey Response Rates by Ward

	Ward 1	Ward 2	Ward 3	Ward 4	Ward 5	Overall
Total sample used	600	600	600	600	600	3000
I=Complete Interviews	83	69	90	151	110	503
P=Partial Interviews	4	2	4	6	4	20
R=Refusal and break off	2	0	0	0	0	2
NC=Non Contact	0	0	0	0	0	0
O=Other	0	0	0	0	0	0
UH=Unknown household	0	0	0	0	0	0
UO=Unknown other	488	503	482	433	468	2374
Response rate: $(I+P)/(I+P) + (R+NC+O) + (UH+UO)$	15%	12%	16%	27%	20%	18%

¹ See AAPOR's Standard Definitions here: [http://www.aapor.org/Standards-Ethics/Standard-Definitions-\(1\).aspx](http://www.aapor.org/Standards-Ethics/Standard-Definitions-(1).aspx) for more information

In addition to the scientific, random sample, a link to an online “opt-in” survey was publicized by the City in various locations on the web, including the City website, Facebook, Nextdoor.com and a unique website created by the City called *Imagine Lakewood!*. This opt-in survey was identical to the scientific survey and open to all City residents. In addition to the 523 mail responses, 1,689 residents completed the online opt-in survey, providing a total of 2,212 completed surveys.

Confidence Intervals

The 95% confidence interval (or “margin of error”) quantifies the “sampling error” or precision of the estimates made from the survey results. A 95% confidence interval can be calculated for any sample size, and indicates that in 95 of 100 surveys conducted like this one, for a particular item, a result would be found that is within a certain range if everyone in the population of interest was surveyed. The practical difficulties of conducting any resident survey may introduce other sources of error in addition to sampling error. Despite the best efforts to boost participation and ensure potential inclusion of all households, some selected households will decline participation in the survey (referred to as non-response error) and some eligible households may be unintentionally excluded from the listed sources for the sample (referred to as coverage error). Coverage error is very low for this survey, as the USPS delivery sequence file is used to select addresses, which has nearly complete coverage of all households.

For this survey, with 2,212 responses, the 95% confidence interval is about plus or minus two percentage points².

For subgroups of responses, the margin of error increases because the sample size for the subgroup is smaller. For subgroups of approximately 100 respondents, the margin of error is plus or minus 10 percentage points. There were many questions where over half of the respondents indicated that the question was not applicable or that they did not know enough to answer the question. In these cases, the margin of error is higher.

Survey Processing (Data Entry)

Mailed surveys were returned to NRC directly via postage-paid business reply envelopes. Once received, staff assigned a unique identification number to each questionnaire. Additionally, each survey was reviewed and “cleaned” as necessary. For example, a question

² Although this has become the traditional way to describe survey research precision, when opt-in results are blended with scientific results, assumptions about randomness of responses are not the same as when results come only from the random sample. Consequently other terms sometimes are used in place of “confidence interval” or “margin of error,” such as “credibility intervals.” We hew to the traditional way of describing sample-driven uncertainty while we work with the industry to sort out the best ways to describe these new approaches.

may have asked a respondent to pick two items out of a list of five, but the respondent checked three; NRC staff would choose randomly two of the three selected items to be coded in the dataset.

Once all surveys were assigned a unique identification number, they were entered into an electronic dataset. This dataset was subject to a data entry protocol of “key and verify,” in which survey data were entered twice into an electronic dataset and then compared. Discrepancies were evaluated against the original survey form and corrected. Range checks as well as other forms of quality control were also performed.

NRC used Qualtrics, a web-based survey and analytics platform, to collect the online survey data. Use of an online system means all collected data are entered into the dataset when the respondents submit the surveys. Skip patterns are programmed into system so respondents are automatically “skipped” to the appropriate question based on the individual responses being given. Online programming also allows for more rigid control of the data format, making extensive data cleaning unnecessary.

A series of quality control checks were also performed in order to ensure the integrity of the web data. Steps may include and not be limited to reviewing the data for clusters of repeat IP addresses and time stamps (indicating duplicate responses) and removing empty submissions (questionnaires submitted with no questions answered).

Analyzing the Results

One of the first steps in the data analysis was to statistically adjust the survey results so that the demographic profile of the respondents mirrors that of the population as a whole. This process is known as “weighting” the data. The primary objective of weighting survey data is to make the survey sample reflective of the larger population of the community. This is done by: 1) reviewing the sample demographics and comparing them to the population norms from the most recent sources and 2) comparing the responses to different questions for demographic subgroups. The demographic characteristics that are least similar to the known demographic profile and yield the most different results are the best candidates for data weighting.

The socioeconomic profile of survey respondents was compared to estimates provided by the U.S. Census for adults in the City of Lakewood.

The variables used for weighting the mail dataset were respondent housing tenure (rent versus own), housing unit type (attached or detached), sex, age and Ward. The variables used for weighting the opt-in dataset were respondent housing tenure, housing unit type, sex and age, ethnicity and Ward. These decisions were based on the disparity between the survey respondent characteristics and the population norms for these variables and the

saliency of these variables in differences of opinion among subgroups. No adjustments were made for design effects. Other discrepancies between the whole population and the sample were also aided by the weighting due to the intercorrelation of many socioeconomic characteristics.

A special software program using mathematical algorithms was used to calculate the appropriate weights. The results of the weighting scheme are presented on the following page.

Table 66: Lakewood, CO 2017 Weighting Table

Characteristic	Population Norm	Unweighted Data	Weighted Data
Housing			
Rent home	41%	12%	35%
Own home	59%	88%	65%
Detached unit	50%	78%	55%
Attached unit	50%	22%	45%
Race and Ethnicity			
White	85%	91%	85%
Not white	15%	9%	15%
Not Hispanic	82%	91%	85%
Hispanic	18%	9%	15%
White alone, not Hispanic	75%	85%	76%
Hispanic and/or other race	25%	15%	24%
Sex and Age			
Female	52%	70%	55%
Male	48%	30%	45%
18-34 years of age	30%	12%	27%
35-54 years of age	36%	40%	37%
55+ years of age	34%	48%	37%
Females 18-34	15%	9%	16%
Females 35-54	18%	29%	20%
Females 55+	19%	32%	19%
Males 18-34	15%	4%	12%
Males 35-54	18%	10%	17%
Males 55+	15%	16%	17%
Ward			
Ward 1	20%	16%	20%
Ward 2	19%	13%	17%
Ward 3	21%	19%	20%
Ward 4	19%	32%	21%
Ward 5	21%	20%	21%

* 2010 U.S. Census and 2014 American Community Survey 5-year estimates

The electronic dataset was analyzed using the Statistical Package for the Social Sciences (SPSS). For the most part, frequency distributions and average (mean) ratings are presented in the body of the report. A complete set of frequencies for each survey question is presented in *Appendix A: Responses to All Survey Questions*. Chi-square or ANOVA tests of significance were applied to these breakdowns of selected survey questions. A “p-value” of 0.05 or less indicates that there is less than a 5% probability that differences observed between groups are due to chance; or in other words, a greater than 95% probability that

the differences observed in the selected categories of the sample represent “real” differences among those populations. Where differences between subgroups are statistically significant, they are marked with grey shading.

Appendix F: Survey Materials

A copy of the survey materials appears on the following pages.

Dear City of Lakewood Resident,

Your household has been selected at random to participate in an anonymous survey about the City of Lakewood's Arts, Parks and Recreation Services. You will receive a copy of the survey next week in the mail with instructions for completing and returning it.

Thank you in advance for helping us with this important study!

Sincerely,

Estimado Residente de Lakewood,

Su hogar ha sido elegido al azar para participar en una encuesta anónima sobre los Servicios del Arte, Parques y Recreación de la Ciudad de Lakewood. Usted recibirá una copia de la encuesta la semana próxima con instrucciones por completándola y devolviéndola.

¡Gracias de antemano por su ayuda con ese estudio importante!

Atentamente,



Kit Newland
Community Resources Director/Directora del Recursos Comunitarios

Dear City of Lakewood Resident,

Your household has been selected at random to participate in an anonymous survey about the City of Lakewood's Arts, Parks and Recreation Services. You will receive a copy of the survey next week in the mail with instructions for completing and returning it.

Thank you in advance for helping us with this important study!

Sincerely,

Estimado Residente de Lakewood,

Su hogar ha sido elegido al azar para participar en una encuesta anónima sobre los Servicios del Arte, Parques y Recreación de la Ciudad de Lakewood. Usted recibirá una copia de la encuesta la semana próxima con instrucciones por completándola y devolviéndola.

¡Gracias de antemano por su ayuda con ese estudio importante!

Atentamente,



Kit Newland
Community Resources Director/Directora del Recursos Comunitarios

Dear City of Lakewood Resident,

Your household has been selected at random to participate in an anonymous survey about the City of Lakewood's Arts, Parks and Recreation Services. You will receive a copy of the survey next week in the mail with instructions for completing and returning it.

Thank you in advance for helping us with this important study!

Sincerely,

Estimado Residente de Lakewood,

Su hogar ha sido elegido al azar para participar en una encuesta anónima sobre los Servicios del Arte, Parques y Recreación de la Ciudad de Lakewood. Usted recibirá una copia de la encuesta la semana próxima con instrucciones por completándola y devolviéndola.

¡Gracias de antemano por su ayuda con ese estudio importante!

Atentamente,



Kit Newland
Community Resources Director/Directora del Recursos Comunitarios

Dear City of Lakewood Resident,

Your household has been selected at random to participate in an anonymous survey about the City of Lakewood's Arts, Parks and Recreation Services. You will receive a copy of the survey next week in the mail with instructions for completing and returning it.

Thank you in advance for helping us with this important study!

Sincerely,

Estimado Residente de Lakewood,

Su hogar ha sido elegido al azar para participar en una encuesta anónima sobre los Servicios del Arte, Parques y Recreación de la Ciudad de Lakewood. Usted recibirá una copia de la encuesta la semana próxima con instrucciones por completándola y devolviéndola.

¡Gracias de antemano por su ayuda con ese estudio importante!

Atentamente,



Kit Newland
Community Resources Director/Directora del Recursos Comunitarios



City of Lakewood
Department of Community Resources
480 South Allison Parkway
Lakewood, CO 80226-3127



City of Lakewood
Department of Community Resources
480 South Allison Parkway
Lakewood, CO 80226-3127



City of Lakewood
Department of Community Resources
480 South Allison Parkway
Lakewood, CO 80226-3127



City of Lakewood
Department of Community Resources
480 South Allison Parkway
Lakewood, CO 80226-3127



City of Lakewood
Department of Community Resources
480 South Allison Parkway
Lakewood, CO 80226-3127

February 2017

Dear Lakewood Resident:

We want to hear from you! Please help us shape the future of Lakewood by taking a few minutes to fill out the enclosed survey. Your participation in this survey is very important – especially since your household is one of only a few households being surveyed. The results will be used by the Department of Community Resources to update the arts, parks and recreation master plan called *Imagine Lakewood! Building a Healthy Community through Parks and Play*. To stay informed on the progress of *Imagine Lakewood!*, visit Lakewood.org/Imagine.

Please answer all the questions on the survey. Your answers will help the City make decisions that affect our community. Please participate!

In order to get a scientifically reliable sample of Lakewood residents, please have the adult household member (18 years or older) who most recently had a birthday complete this survey.

This will ensure that we get a good mix of responses from both males and females in a wide range of age groups. **Your responses will remain completely anonymous.**

You may complete the survey online if you would prefer, at:

www.n-r-c.com/survey/imaginelakewoodsurvey.htm

If you have any questions about the survey please call the Department of Community Resources at 303-987-7872.

Thank you for your help and participation!

Sincerely,



Kit Newland

Community Resources Director/Directora de los Recursos Comunitarios

Estimado Residente de Lakewood:

¡Queremos oír de usted! Por favor ayúdenos a moldear el futuro de Lakewood por tomando algunos minutos para completar la encuesta adjunta. Su participación en esta encuesta es muy importante – especialmente porque su hogar es uno de un grupo pequeño de hogares que se están encuestando. Los resultados serán usado por El Departamento de los Recursos Comunitarios para actualizar el plan maestro de los artes, parques y recreo se llama *¡Imagina Lakewood! Construyendo una Comunidad Saludable a través de Parques y Juego*. Para mantenerse informado sobre el progreso de *¡Imagina Lakewood!*, visite Lakewood.org/Imagine.

Por favor conteste todas las preguntas en la encuesta adjunta; si usted preferiría completar la encuesta en español, por favor siga las instrucciones abajo para acceder a la encuesta en español por medio de la red. Sus observaciones le ayudarán a la Ciudad tomar decisiones que afectarán a nuestra comunidad. ¡Por favor participe!

Para obtener una muestra científicamente confiable, el adulto con 18 años o más en su hogar que haya celebrado su cumpleaños más recientemente debe completar esta encuesta. Esto asegurará que habrá una mezcla buena de respuestas de ambos hombres y mujeres en una variedad de grupos de edad. **Sus respuestas son completamente anónimas.**

Puede devolver la encuesta por correo en el sobre pre-pagado adjunto, o puede completar la encuesta en línea en español en:

www.n-r-c.com/survey/imaginelakewoodsurvey.htm

Para la versión en español haga clic en “Español” en la esquina superior a mano derecha.

Si tiene alguna pregunta sobre la encuesta por favor llame al Departamento de los Recursos Comunitarios a 303-987-7872.

¡Gracias por su tiempo y participación!

Atentamente,

February 2017

Dear Lakewood Resident:

Here's a second chance if you haven't already responded to the 2017 Arts, Parks and Recreation Survey! **(If you completed it and sent it back, we thank you for your time and ask you to recycle this survey. Please do not respond twice.)**

We want to hear from you! Please help us shape the future of Lakewood by taking a few minutes to fill out the enclosed survey. Your participation in this survey is very important – especially since your household is one of only a few households being surveyed. The results will be used by the Department of Community Resources to update the arts, parks and recreation master plan called *Imagine Lakewood! Building a Healthy Community through Parks and Play*. To stay informed on the progress of *Imagine Lakewood!*, visit Lakewood.org/Imagine.

Please answer all the questions on the survey. Your answers will help the City make decisions that affect our community. Please participate!

In order to get a scientifically reliable sample of Lakewood residents, please have the adult household member (18 years or older) who most recently had a birthday complete this survey. This will ensure that we get a good mix of responses from both males and females in a wide range of age groups. **Your responses will remain completely anonymous.**

You may complete the survey online if you would prefer, at:

**[www.n-r-c.com/survey/
imaginelakewoodsurvey.htm](http://www.n-r-c.com/survey/imaginelakewoodsurvey.htm)**

If you have any questions about the survey please call the Department of Community Resources at 303-987-7872.

Thank you for your help and participation!

Sincerely,

Estimado Residente de Lakewood:

¡Aquí tiene una segunda oportunidad si usted aún no ha respondido a la Encuesta de los Artes, Parques y Recreo del 2017! **(Si usted la completó y la devolvió, le damos las gracias por su tiempo y le pedimos que recicle esta encuesta. Por favor no responda dos veces.)**

¡Queremos oír de usted! Por favor ayúdenos a moldear el futuro de Lakewood por tomando algunos minutos para completar la encuesta adjunta. Su participación en esta encuesta es muy importante – especialmente porque su hogar es uno de un grupo pequeño de hogares que se están encuestando. Los resultados serán usado por El Departamento de los Recursos Comunitarios para actualizar el plan maestro de los artes, parques y recreo se llama *¡Imagina Lakewood! Construyendo una Comunidad Saludable a través de Parques y Juego*. Para mantenerse informado sobre el progreso de *¡Imagina Lakewood!*, visite Lakewood.org/Imagine.

Por favor conteste todas las preguntas en la encuesta adjunta; si usted preferiría completar la encuesta en español, por favor siga las instrucciones abajo para acceder a la encuesta en español por medio de la red. Sus observaciones le ayudarán a la Ciudad tomar decisiones que afectarán a nuestra comunidad. ¡Por favor participe!

Para obtener una muestra científicamente confiable, el adulto con 18 años o más en su hogar que haya celebrado su cumpleaños más recientemente debe completar esta encuesta. Esto asegurará que habrá una mezcla buena de respuestas de ambos hombres y mujeres en una variedad de grupos de edad. **Sus respuestas son completamente anónimas.**

Puede devolver la encuesta por correo en el sobre pre-pagado adjunto, o puede completar la encuesta en línea en español en:

www.n-r-c.com/survey/imaginelakewoodsurvey.htm

Para la versión en español haga clic en “Español” en la esquina superior a mano derecha.

Si tiene alguna pregunta sobre la encuesta por favor llame al Departamento de los Recursos Comunitarios a 303-987-7872.

¡Gracias por su tiempo y participación!

Atentamente,



Kit Newland

Community Resources Director/Directora de los Recursos Comunitarios

City of Lakewood 2017 Arts, Parks and Recreation Survey

Please select the response (by circling the number or checking the box) that most closely represents your opinion for each question. Your responses are anonymous and will be reported in group form only. Thank you.

1. Below is a list of recreation and arts/cultural facilities operated by the City of Lakewood. Please indicate whether you or anyone in your household have used these facilities in the last 12 months, and whether you think these facilities need improvements/upgrades.

	Used in the last 12 months?		Need improvements?		
	yes	no	yes, a lot	yes, a little	none
Lakewood Link Recreation Center	Y	N	1	2	3
Green Mountain Recreation Center	Y	N	1	2	3
Charles Whitlock Recreation Center	Y	N	1	2	3
Carmody Recreation Center	Y	N	1	2	3
Clements Community Center	Y	N	1	2	3
Morse Park Pool	Y	N	1	2	3
Glennon Heights Park Pool	Y	N	1	2	3
Lakewood Heritage Center	Y	N	1	2	3
Lakewood Cultural Center.....	Y	N	1	2	3
Washington Heights Arts Center.....	Y	N	1	2	3
Bear Creek Lake Park.....	Y	N	1	2	3
Fox Hollow Golf Course.....	Y	N	1	2	3
Homestead Golf Course	Y	N	1	2	3
Lakewood Park Tennis Center.....	Y	N	1	2	3

2. If you have NOT used one of the City's recreation or arts/cultural facilities listed above, why? (Select all that apply.)

- ☐ Not aware of facilities/activities offered ☐ Inconvenient class/program times
☐ Not interested in facilities/activities offered ☐ Costs/pricing
☐ Activities of interest not offered ☐ No time to use/attend
☐ Inconvenient location(s) ☐ Other (please specify): _____

3. To what extent do you agree or disagree with each of the following statements about parks, trails, open space, recreation and cultural resources provided by the City of Lakewood? (Circle one number for each item.)

	Strongly agree	Somewhat agree	Somewhat disagree	Strongly disagree	Don't know
Parks are equally/fairly distributed within the city.....	1	2	3	4	5
I am satisfied with the off-street trail system in Lakewood	1	2	3	4	5
It is a short distance from my home to get to Lakewood parks, open spaces and trails and cultural or recreational facilities	1	2	3	4	5
There is enough City enforcement of park and open space rules	1	2	3	4	5
There is enough public awareness of park and open space rules	1	2	3	4	5
I feel safe when using city parks, trails and open spaces.....	1	2	3	4	5
Being able to recycle in public parks and facilities is important to me	1	2	3	4	5
Graffiti is removed in a timely manner	1	2	3	4	5

City of Lakewood 2017 Arts, Parks and Recreation Survey

4. How much of a problem, if any, do you feel each of the following issues are as they relate to Lakewood facilities and amenities? (Circle one number for each item.)

	Major problem	Moderate problem	Minor problem	Not a problem	Don't know
Conflict between pedestrians and bicyclists on city trails	1	2	3	4	5
Dogs off-leash in city parks, trails and open spaces	1	2	3	4	5
Dog waste in city parks, trails and open spaces.....	1	2	3	4	5
Rowdy behavior of other users in city parks, trails and open spaces.....	1	2	3	4	5
Damage/litter in city parks, trails, and open spaces or recreational, arts and cultural facilities.....	1	2	3	4	5
User overcrowding in Lakewood parks, trails and open space and/or recreational, arts or cultural facilities.....	1	2	3	4	5

4a. If you think user overcrowding is a problem – at which park(s) or facility/facilities?

5. Please rate how important it is for the City to provide the following programs: (Circle one number for each)

	Essential	Very important	Somewhat important	Not at all important	Don't know
Child (age 12 and under) arts, recreation and sports programs.....	1	2	3	4	5
Youth (age 13 to 17) arts, recreation and sports programs.....	1	2	3	4	5
Adult (age 18 to 61) arts, recreation and sports programs	1	2	3	4	5
Older adult (age 62 and over) arts, recreation and sports programs	1	2	3	4	5
Swimming and other water activities for all ages.....	1	2	3	4	5
Programs for people with special needs (people with physical or developmental disabilities)	1	2	3	4	5
Access assistance for people with low household income	1	2	3	4	5
Nature-based education and exploration.....	1	2	3	4	5
Transportation for older adults and people with special needs/disabilities...	1	2	3	4	5
Preschool programs	1	2	3	4	5
Daycare and before and after-school care	1	2	3	4	5
After school/school break camps and programs	1	2	3	4	5
Summer meals for children in low-income households	1	2	3	4	5
Community events (such as summer concerts, Cider Days).....	1	2	3	4	5
Cultural programs and celebrations (such as ethnic festivals)	1	2	3	4	5
Live performances (such as theater, music and dance).....	1	2	3	4	5
Public art (such as artwork exhibited in public spaces)	1	2	3	4	5
Historic programs (such as speakers and exhibits about area history)	1	2	3	4	5
Lifelong learning opportunities (such gardening, computer or nutrition classes)	1	2	3	4	5

6. Do you or anyone in your household play golf?

- ☐ No → skip to question 9 ☐ Yes → go to question 7

7. When you golf, do you play Fox Hollow Golf Course or Homestead Golf Course?

- ☐ No → go to question 8 ☐ Yes → skip to question 9

8. Why not? (Please check all that apply).

- | | | |
|--|---|--|
| <input type="radio"/> Didn't know they existed | <input type="radio"/> Inconvenient location | <input type="radio"/> Course too easy |
| <input type="radio"/> Not interested in playing golf | <input type="radio"/> Cost | <input type="radio"/> Course too difficult |
| <input type="radio"/> Condition of the course(s) | <input type="radio"/> No time | <input type="radio"/> Prefer to play other courses |
| <input type="radio"/> Customer experience | <input type="radio"/> Other (please specify): _____ | |

City of Lakewood 2017 Arts, Parks and Recreation Survey

9. First, please tell us how likely, if at all, would an adult (age 18 or older) household member be to participate in each of the following activities or use each of the following facilities or resources? Then, please indicate how likely, if at all, any youth 17 or under in your household would be to participate in or use each.

	FOR ADULTS (18 years or older)			FOR YOUTH (17 years or younger)		
	Very likely	Somewhat likely	Not at all likely	Very likely	Somewhat likely	Not at all likely
Disc golf, ultimate frisbee.....	1	2	3	1	2	3
Slacklining.....	1	2	3	1	2	3
Ziplining/high ropes course.....	1	2	3	1	2	3
Bike Pump track (BMX style track).....	1	2	3	1	2	3
Bike skills training facility.....	1	2	3	1	2	3
Outdoor fitness programs (e.g., boot camp, Zumba or yoga, etc.).....	1	2	3	1	2	3
Outdoor fitness equipment in parks for community use.....	1	2	3	1	2	3
Health and wellness educational classes.....	1	2	3	1	2	3
An off-leash dog park.....	1	2	3	1	2	3
Teen programs (e.g., ski trips, camps, etc.).....	1	2	3	1	2	3
Endurance activities (5Ks, adventure races, obstacle courses, triathlons).....	1	2	3	1	2	3
Neighborhood community gardens.....	1	2	3	1	2	3
Babysitting at recreation centers.....	1	2	3	1	2	3
Indoor turf fields.....	1	2	3	1	2	3
Indoor racket sports courts.....	1	2	3	1	2	3
Indoor ice facility for skating or hockey.....	1	2	3	1	2	3
Large outdoor sports field complex.....	1	2	3	1	2	3
Outdoor leisure pool/water spray park.....	1	2	3	1	2	3
Community theater.....	1	2	3	1	2	3
Literary arts programs (such as poetry slam, writing classes) ...	1	2	3	1	2	3
Nature playground (where kids play with natural elements such as sand, water, wood, etc.).....	1	2	3	1	2	3
Large indoor multi-use pool/swimming/water park.....	1	2	3	1	2	3

10. Please tell us how easy or difficult you think it is to get to Lakewood amenities and facilities using each of the following types of transportation: (Please circle one number for each.)

	Very easy	Somewhat easy	Somewhat difficult	Very difficult	Don't know/NA
To get to Lakewood <u>parks, trails and open spaces</u> :					
-By car.....	1	2	3	4	5
-By bicycle.....	1	2	3	4	5
-By bus or other public transportation.....	1	2	3	4	5
-By walking.....	1	2	3	4	5
To get to Lakewood <u>recreational, arts and cultural facilities</u> :					
-By car.....	1	2	3	4	5
-By bicycle.....	1	2	3	4	5
-By bus or other public transportation.....	1	2	3	4	5
-By walking.....	1	2	3	4	5

City of Lakewood 2017 Arts, Parks and Recreation Survey

11. For each of the types of facilities or places provided by the City listed below, please tell us whether you think there is too much, too little or about the right amount of each to serve the needs of the community:

	Far too much	Too much	About right	Too little	Far too little	Don't know
Neighborhood parks (generally one to 10 acres, intended to be within walking distance of the neighborhood they serve)	1	2	3	4	5	6
Community parks (generally 11-100 acres, intended for activities and facilities that are less appropriate for neighborhood parks due to noise, lights, traffic, etc.)	1	2	3	4	5	6
Regional parks (generally 101 acres or larger, protect large areas with natural resources and/or provide recreation opportunities in a natural setting).....	1	2	3	4	5	6
Playgrounds	1	2	3	4	5	6
Community gardens	1	2	3	4	5	6
Skateboarding/BMX biking	1	2	3	4	5	6
City park trails and paths for walking/running/ biking.....	1	2	3	4	5	6
Places for off-leash dogs to play or exercise	1	2	3	4	5	6
Outdoor sports courts (e.g., tennis, handball, pickleball, basketball, etc.)	1	2	3	4	5	6
Outdoor sports fields (e.g., soccer, football, softball, baseball, lacrosse, etc.).....	1	2	3	4	5	6
Hiking trails	1	2	3	4	5	6
Mountain biking trails	1	2	3	4	5	6
Horseback riding trails.....	1	2	3	4	5	6
Places to fish.....	1	2	3	4	5	6
Places for nature observation and exploration (e.g., wildlife viewing, bird watching, etc.) and other open space use.....	1	2	3	4	5	6
Places to participate in winter sports (e.g., cross-country skiing, snowshoeing, etc.).....	1	2	3	4	5	6
Indoor recreation centers.....	1	2	3	4	5	6
Indoor fitness and dance facilities.....	1	2	3	4	5	6
Indoor swimming pools.....	1	2	3	4	5	6
Outdoor swimming pools.....	1	2	3	4	5	6
Water spray parks	1	2	3	4	5	6
Places to experience live performance	1	2	3	4	5	6
Places to take arts classes	1	2	3	4	5	6

12. Have you or anyone in your household tried any of Lakewood's recreational/arts programs that are geared toward older adults (e.g., programs at the Clements Community Center, aqua fitness or Silver Sneakers classes)?

☐ No→go to question 13 ☐ Yes→skip to question 14

13. Why not? (Please select all that apply).

- ☐ Didn't know they existed ☐ Difficulty getting to the facility ☐ Cost
☐ Not applicable (e.g., age group) ☐ Scheduling conflicts ☐ Health issues
☐ Programs do not interest me ☐ Other (please specify): _____

14. Have you or anyone in your household registered for a City of Lakewood recreation or arts program, reserved a facility, secured a tee time or purchased a theater or event ticket in the last 12 months?

☐ No→Skip to question 17 ☐ Yes→go to question 15

15. How did you do it? (Please check all that apply.)

- ☐ In person at a facility ☐ By phone ☐ Online

16. How would you rate your most recent experience?

- ☐ Excellent ☐ Good ☐ Fair ☐ Poor

City of Lakewood 2017 Arts, Parks and Recreation Survey

17. The City of Lakewood is determining ways to pay for new or updated facilities and services. For each of the following items, please mark the one method of funding you most prefer for that item.

	Tax increase	Government borrowing	Public/private partnership	Not willing to pay	Don't know
Transportation for older adults and people with disabilities	1	2	3	4	5
Afterschool/out-of-school time services for youth.....	1	2	3	4	5
Improvements/additions to existing parks and facilities.....	1	2	3	4	5
New multipurpose recreation facility (e.g., pool, fitness, fields, gyms)	1	2	3	4	5
Park and open space acquisition.....	1	2	3	4	5

18. In your opinion, what are the three most important issues that the City should address regarding parks, recreation, trails, open space and/or arts/cultural services in the next five years?

1. _____
2. _____
3. _____

Our last questions are about you and your household.
Again, all of your responses to this survey are anonymous and will be reported in group form only.

D1. About how long have you lived in Lakewood?

- ☐ Less than 1 year ☐ 11-15 years
☐ 1-5 years ☐ More than 15 years
☐ 6-10 years

D2. Please select the appropriate box indicating the type of housing unit in which you live. (Please select only one.)

- ☐ Detached single family home ☐ Apartment
☐ Condominium or townhouse ☐ Mobile home

D3. Do you rent or own your residence? (Please select only one.)

- ☐ Rent ☐ Own

D4. How many people (including yourself) live in your household? _____ People

D5. How many of these household members are 17 years or younger? _____ People

D6. How many of these household members are 65 years or older? _____ People

D7. About how much was your HOUSEHOLD'S TOTAL INCOME BEFORE TAXES in 2016? Be sure to include income from all sources. Please select the appropriate circle below.

- ☐ Less than \$25,000 ☐ \$75,000 to \$99,999
☐ \$25,000 to \$49,999 ☐ \$100,000 to \$149,999
☐ \$50,000 to \$74,999 ☐ \$150,000 or more

D8. What is your race? (Mark one or more races to indicate what race you consider yourself to be.)

- ☐ White/European American/Caucasian
☐ Black or African American
☐ Asian or Pacific Islander
☐ American Indian, Eskimo, or Aleut
☐ Other

D9. Are you Hispanic/Spanish/Latino?

- ☐ No ☐ Yes

D10. Which category contains your age?

- ☐ 18-24 ☐ 35-44 ☐ 55-64 ☐ 75-84
☐ 25-34 ☐ 45-54 ☐ 65-74 ☐ 85+

D11. What is your gender?

- ☐ Female ☐ Male

D12. If you would be willing to participate in a focus group or interview, please provide your name and phone number below. (You will only be contacted in reference to this study. If you provide your contact information, your name will not be associated with your survey responses and will be kept confidential.)

Name _____

Phone number _____

Email (optional) _____

Thank you very much! Please return the completed survey in the postage-paid envelope to:
National Research Center, Inc., PO Box 549, Belle Mead, NJ 08502

Dear Lakewood Resident,

Just a reminder – if you have not yet completed Lakewood’s 2017 Arts, Parks and Recreation Survey, please do so.

Your participation in this survey is very important – your answers will help the Lakewood Community Resources Department make decisions that affect your community.

Please complete the survey online at:
www.n-r-c.com/survey/imaginelakewoodsurvey.htm

Thank you very much!



Kit Newland

Community Resources Director/Directora del Recursos Comunitarios

Estimado residente de Lakewood,

Solamente un recordatorio – si usted aún no ha completado la Encuesta sobre Artes, Parques y Recreación de Lakewood de 2017, por favor hágalo.

Su participación en esta encuesta es muy importante – sus respuestas le ayudarán al Departamento de los Recursos Comunitarios de Lakewood para tomar decisiones que afectan nuestra comunidad.

También puede completar la encuesta en línea en español en:
www.n-r-c.com/survey/imaginelakewoodsurvey.htm

Para la versión en español haga clic en “Español” en la esquina superior a mano derecha.

¡Muchas gracias!

Dear Lakewood Resident,

Just a reminder – if you have not yet completed Lakewood’s 2017 Arts, Parks and Recreation Survey, please do so.

Your participation in this survey is very important – your answers will help the Lakewood Community Resources Department make decisions that affect your community.

Please complete the survey online at:
www.n-r-c.com/survey/imaginelakewoodsurvey.htm

Thank you very much!



Kit Newland

Community Resources Director/Directora del Recursos Comunitarios

Estimado residente de Lakewood,

Solamente un recordatorio – si usted aún no ha completado la Encuesta sobre Artes, Parques y Recreación de Lakewood de 2017, por favor hágalo.

Su participación en esta encuesta es muy importante – sus respuestas le ayudarán al Departamento de los Recursos Comunitarios de Lakewood para tomar decisiones que afectan nuestra comunidad.

También puede completar la encuesta en línea en español en:
www.n-r-c.com/survey/imaginelakewoodsurvey.htm

Para la versión en español haga clic en “Español” en la esquina superior a mano derecha.

¡Muchas gracias!

Dear Lakewood Resident,

Just a reminder – if you have not yet completed Lakewood’s 2017 Arts, Parks and Recreation Survey, please do so.

Your participation in this survey is very important – your answers will help the Lakewood Community Resources Department make decisions that affect your community.

Please complete the survey online at:
www.n-r-c.com/survey/imaginelakewoodsurvey.htm

Thank you very much!



Kit Newland

Community Resources Director/Directora del Recursos Comunitarios

Estimado residente de Lakewood,

Solamente un recordatorio – si usted aún no ha completado la Encuesta sobre Artes, Parques y Recreación de Lakewood de 2017, por favor hágalo.

Su participación en esta encuesta es muy importante – sus respuestas le ayudarán al Departamento de los Recursos Comunitarios de Lakewood para tomar decisiones que afectan nuestra comunidad.

También puede completar la encuesta en línea en español en:
www.n-r-c.com/survey/imaginelakewoodsurvey.htm

Para la versión en español haga clic en “Español” en la esquina superior a mano derecha.

¡Muchas gracias!

Dear Lakewood Resident,

Just a reminder – if you have not yet completed Lakewood’s 2017 Arts, Parks and Recreation Survey, please do so.

Your participation in this survey is very important – your answers will help the Lakewood Community Resources Department make decisions that affect your community.

Please complete the survey online at:
www.n-r-c.com/survey/imaginelakewoodsurvey.htm

Thank you very much!



Kit Newland

Community Resources Director/Directora del Recursos Comunitarios

Estimado residente de Lakewood,

Solamente un recordatorio – si usted aún no ha completado la Encuesta sobre Artes, Parques y Recreación de Lakewood de 2017, por favor hágalo.

Su participación en esta encuesta es muy importante – sus respuestas le ayudarán al Departamento de los Recursos Comunitarios de Lakewood para tomar decisiones que afectan nuestra comunidad.

También puede completar la encuesta en línea en español en:
www.n-r-c.com/survey/imaginelakewoodsurvey.htm

Para la versión en español haga clic en “Español” en la esquina superior a mano derecha.

¡Muchas gracias!



City of Lakewood
Department of Community Resources
480 South Allison Parkway
Lakewood, CO 80226-3127



City of Lakewood
Department of Community Resources
480 South Allison Parkway
Lakewood, CO 80226-3127



City of Lakewood
Department of Community Resources
480 South Allison Parkway
Lakewood, CO 80226-3127



City of Lakewood
Department of Community Resources
480 South Allison Parkway
Lakewood, CO 80226-3127