
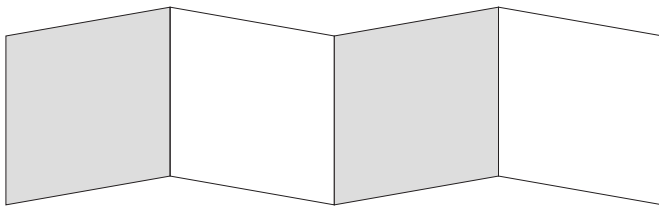


**1**

Cut a sheet of paper into thirds, cutting across the width when holding the paper in landscape orientation.





**2**

Fold one strip accordion style —three folds that divide the strip into four equal sections.

**3**

With the strip still folded accordion style, draw the shape of a heart, allowing the heart edges to go over the side.



**4**

Cut around the heart shape, make sure that you leave the edges intact and connected.

**5**

Unfold the paper and you should have four connected hearts!

---

**What to Do:**

Think of people you could show love to this week. Write their names on each heart. Once you have done an act of love for that person, color or decorate the heart with their name on it! Then you will have a beautiful banner to remind you to show love throughout the week!

**"Never-Ending Love" Activity Page**