


Click on **GIVE** button


Click on **CLICK HERE TO GIVE ELECTRONICALLY**

Choose your fund from the drop down box and the amount you would like to give and press **SUBMIT**.



The screenshot shows the top of the St. Olaf website with the logo and navigation links for 'GIVE NOW' and 'SIGN IN'. Below is the 'My Donation' section. It features a 'FUND' dropdown menu set to 'Choose a Fund' and an 'AMOUNT' input field set to '\$'. There is a '+ ADD DONATION' link and a blue 'SUBMIT!' button. At the bottom, it says 'Online Giving powered by ParahSOFT Giving'.

Click on **MAKE THIS GIFT RECURRING** to start your recurring gift process.




This screenshot shows the 'My Donation' form with 'General Fund' selected in the 'FUND' dropdown and '\$ 10.00' entered in the 'AMOUNT' field. Below the amount field is a '+ ADD DONATION' link and a checkbox labeled 'MAKE THIS GIFT RECURRING'. At the bottom, there is a section 'I'd Like To Give By' with two buttons: 'CREDIT CARD' and 'BANK ACCOUNT'.

If you already have an account, **sign in with your email address and password.**

If you have forgot your password, click on **FORGOT PASSWORD?**

OR If you are a NEW user, click on **Register for a new account**



The screenshot shows the sign-in page with the St. Olaf logo and 'GIVE NOW' and 'SIGN IN' links. The 'EMAIL ADDRESS' and 'PASSWORD' fields are visible, along with a 'Forgot Password?' link. A blue 'SIGN IN' button is at the bottom. At the very bottom, there is a link for 'New? REGISTER FOR AN ACCOUNT >'.

Choose your **FREQUENCY** and either enter a specific number of gifts or let your gift go until you decide to change or stop it.

Choose your **Start Date**.

Choose to **give by**:

- Credit Card
- Checking or Savings Account

Enter your billing information and you are all set.

Each time your recurring gift is given, you will be sent an email confirmation.

**THANK YOU FOR SUBMITTING A RECURRING GIFT TO SAINT OLAF!**

The image shows a screenshot of a web form titled "My Donation" with three tabs: "GIVE NOW", "SCHEDULED", and "HISTORY". The "GIVE NOW" tab is active. The form includes a "FUND" dropdown menu set to "General Fund" and an "AMOUNT" input field with "\$ 10.00". Below this is a "+ ADD DONATION" button. A checkbox labeled "MAKE THIS GIFT RECURRING" is checked. Under "Recurring Gift Details", there is a note: "You can edit your recurring gift anytime." The "FREQUENCY" dropdown is empty, and the "HOW MANY GIFTS" field is optional and empty. The "START DATE" field is empty with a calendar icon. At the bottom, the "I'd Like To Give By" dropdown is set to "Credit Card", and the "NAME ON CARD" field is partially visible.