



Palm-Tech

HOME INSPECTION SOFTWARE

Step by Step

How To


Install the Palm-Tech App on an iPhone or iPad

*This How To article shows how to install the
Palm-Tech App on an iPhone or an iPad*

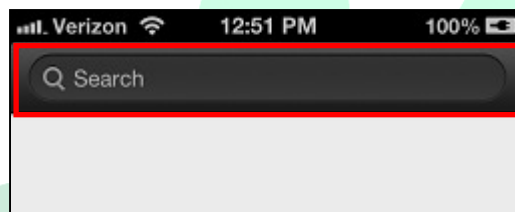
For a complete list of available How To documents visit the
Support section of our website: www.palm-tech.com/support/

HOW TO: INSTALL THE PALM-THE APP ON AN IPHONE OR IPAD

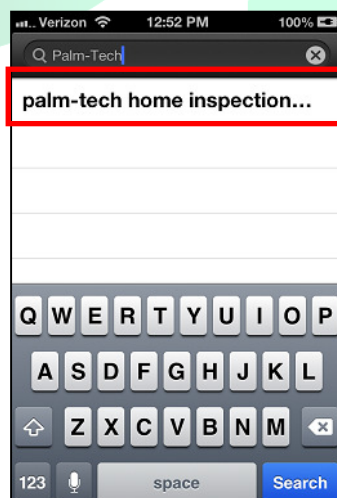
1. The first step is to tap on the 'App Store' icon on your device.



2. Next, tap on the search button. Depending on the device it may be at the top or bottom of the screen.
3. Then, tap in the search bar.

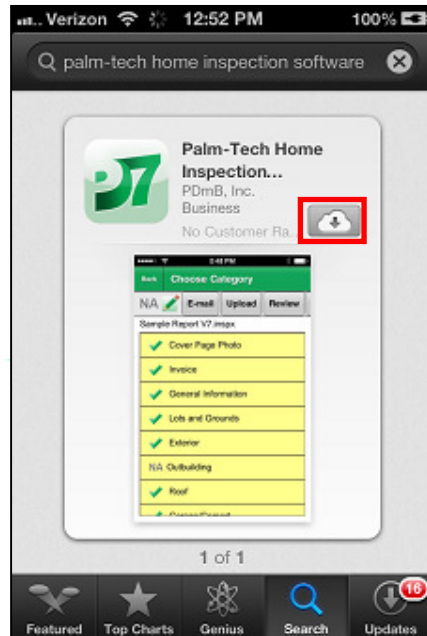


4. This will bring up your keyboard. Type in 'Palm-Tech'. As you're typing it in you'll see that 'Palm-Tech Home Inspection Software' will show up in the app list. Tap on it from the list.




HOW TO: INSTALL THE PALM-THE APP ON AN IPHONE OR IPAD

5. This will bring up the Palm-Tech app. To download it, tap on the icon with the down arrow as shown below. Depending on the operating system on your device this graphic could look different. If this is your first time downloading the app, the button will most likely say 'Free'.



6. The app will start to download. You'll see a progress indicator on the icon.

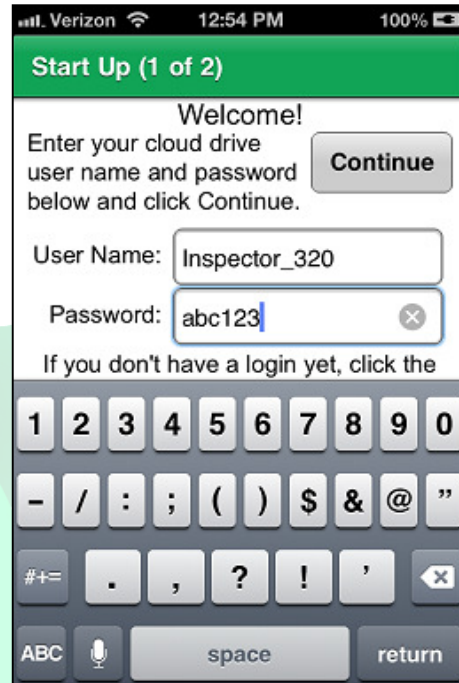
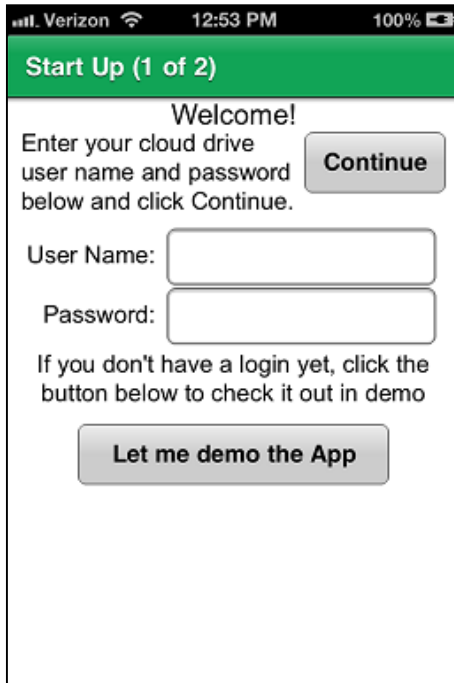


7. When it is finished downloading the progress indicator will disappear and you'll have the option to 'Open' the app. Tap on 'Open' or tap on the Palm-Tech icon on your home screen to open it.

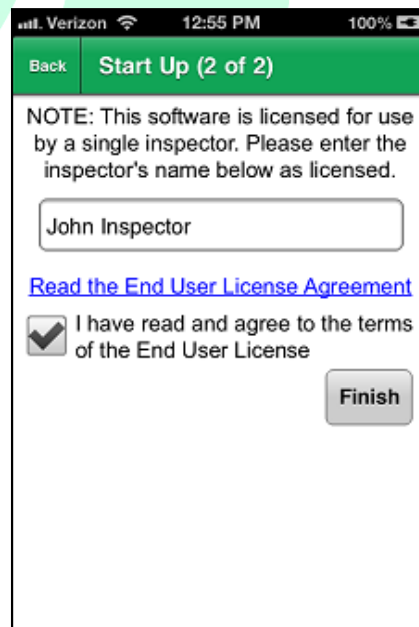
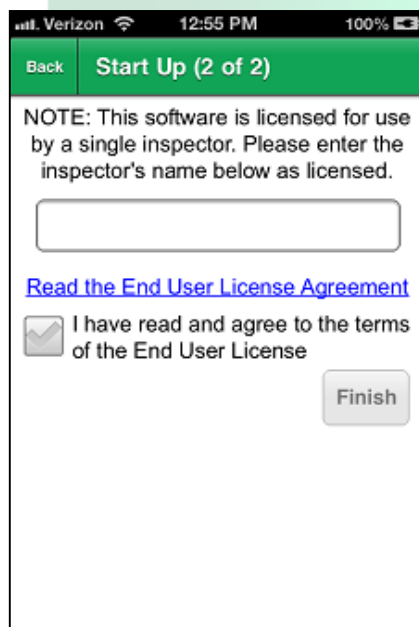


HOW TO: INSTALL THE PALM-THE APP ON AN IPHONE OR IPAD

- The first screen that appears prompts you to enter your User Name and Password. You can get this information from the setup email you received from us. You must enter the information exactly as it appears in the email and it is case sensitive. Tap on 'Continue' to move on.



- Next, a screen appears asking you to input the inspector's name that is in the license. Enter this information and if you agree to the 'End User License' tap the checkbox and tap on 'Finish' to continue.



HOW TO: INSTALL THE PALM-THE APP ON AN IPHONE OR IPAD

10. The app is now installed and ready for use.

