

## Thread-Lock™ SC Fiber Optic Connector

### APPLICATION

Field termination of singlemode and multimode fiber optic cable.

### STANDARDS COMPLIANCE

Meets or exceeds all applicable standards. Complies with TIA/EIA-568-B. Meets industry standards for performance and tensile strength.

### PHYSICAL SPECIFICATIONS

Capacity: Singlemode: 9/125 micron  
Multimode: 50/125 micron and 62.5/125 micron

Climatic Category: -40/+80 centigrade

Materials: Body - Nickel plated brass  
Housing - Plastic  
Strain-relief boot - Santoprene

Loss Specification: .2 dB typical

Mounting: Push/pull dual latch


### DESIGN CONSIDERATIONS

- Reusable compression-type retention—no epoxy or UV cure
- Multiple mating/fully intermateable
- Applicable to 3mm, 900 micron, and 250 micron cable
- Insertion loss typical at .20 dB
- Duplex clips available.

### TYPICAL SPECIFICATION

Fiber optic connectors shall be "SC" type with a ceramic ferrule. The connectors shall be field-installable and require no epoxy, heat cure devices or special tooling to facilitate the termination of the fiber. The connector shall be of a design that allows removal and retermination, using the same connector to reduce material waste. The connector shall meet all applicable TIA/EIA standards for fiber optic connector reliability and intermateability. The manufacturer shall provide a one-year limited product warranty and 15 year product performance guarantee. The manufacturer shall provide a lifetime warranty against defects in material and workmanship, and an application guarantee when installed as part of a certified system.

See ELECTRONIC FILES for CAD files (.DXF, .DWG, MS-DOS.EPS) on disk



For ELECTRONIC Typical Specs see (.TXT) file on disk.

### INSTALLATION NOTES

- Installation instructions and tightening tool are included in each box of 50 connectors.
- A basic Fiber Optic tool kit is available (see ordering info).

### UNIQUE FEATURES

- Connector may be removed and reused.
- No epoxy or special crimp tools required.
- No heat cure devices required.
- Appropriate for permanent or temporary applications.
- Termination time—2 minutes.

### WARRANTY INFORMATION

- One-year limited product warranty and 15-year performance guarantee are standard.
- Product and performance warranties are extended to a Lifetime as part of Leviton's Certified Cabling System.



For Applications Engineering Support – Call 1-425-485-4288; in USA call 1-800-722-2082  
Spec sheets and updates are also available at [www.levitonvoicedata.com](http://www.levitonvoicedata.com).

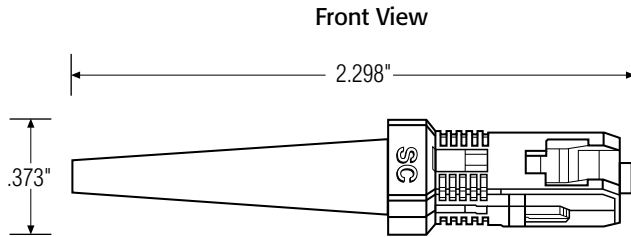
# Thread -Lock™ SC Fiber Optic Connector

**Part Number**  
**49884-MSC**  
**49884-SSC**

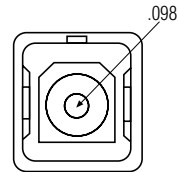
.....

## DIMENSIONAL LINE ART

See ELECTRONIC FILES for CAD images  
(.DXF, .DWG, MS-DOS.EPS)



Side View



## PART NUMBERS

Description	art No.
Singlemode SC connector	49884-SSC
Multimode SC connector	49884-MSC
SC/ST® Combination Tightening Tool	49886-CTT
Combined ST/SC Tightening Tool	49886-CTT

## PART NUMBERS

Description	Part No.
Universal Fiber Optic Tool Kit	49800-UTK
Universal Fiber Optic Tool Kit Plus (w Versa-Cleave™)	49800-UTP
Universal Fiber Optic Consumables Kit	49800-CON



For Applications Engineering Support – Call 1-425-485-4288; in USA call 1-800-722-2082.  
Spec sheets and updates are also available at [www.levitonvoicedata.com](http://www.levitonvoicedata.com).



2222 – 222nd St. SE • Bothell, WA 98021 USA • Tel: 1-800-722-2082 / 1-425-485-4288 • Fax: 1-425-483-5270 • Int'l Fax: 1-425-485-9170 • GSA# GS-35F-4785G