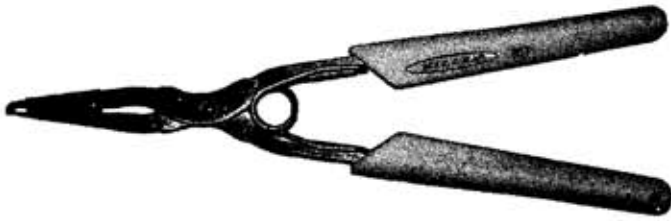


IET

Insertion-Extraction Tool

Warning! This tool should not be used on live electrical circuits. It is not protected against electrical shock! Always use OSHA/ANSI or other industry approved eye protection when using tools. This tool is not to be used for purposes other than intended. Read carefully and understand instructions before using this tool.



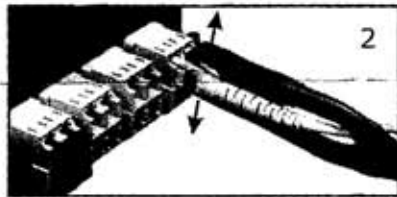
Tool features:

- Easily inserts and extracts fiber optic connectors in high density patch panels.
- Works with LC and SC simplex and duplex connectors ; well as MU, MT-RJ and other similar types.
- Tool tip design insures positive gripping without slipping
- Ergonomic grips
- Left or right hand operation

Insertion Instructions



1. Position connector in tool. Depress the connector lock tab with the bended tool tip.



2. Locate connector on panel and squeeze tool handles to disengage tool tips.



3. Grasp connector body with tool tips and gently push to ensure lock tab is engaged.




4. LC simplex connector on LC panel

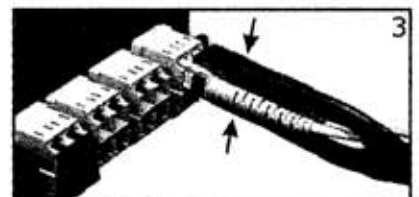
Extraction Instructions



1. LC duplex connector on LC panel



2. Squeeze tool handles and position bended tool tip at connector lock tabs.



3. Release tool handle and disengage connector lock tabs from panel.



4. Extract connector.

WARRANTY: The Ripley Company warrants that our line of tools are free of defect and fully operable at the time of shipment. The warranty is limited to the repair or replacement of any product which proves to be defective in material or workmanship, under normal use and service.

